

## HEARING AID COMPATIBILITY

**Applicant Name:**  
LG Electronics MobileComm U.S.A. Inc.  
1000 Sylvan Avenue  
Englewood Cliffs, NJ 07632  
United States

**Date of Testing:**  
05/17/2018 - 05/18/2018  
**Test Site/Location:**  
PCTEST Lab, Columbia, MD, USA  
**Test Report Serial No.:**  
1M1804240084-08-R1.ZNF

**FCC ID:** ZNFL211BL

**APPLICANT:** LG ELECTRONICS MOBILECOMM U.S.A. INC.

**Scope of Test:** Audio Band Magnetic Testing (T-Coil)  
**Application Type:** Certification  
**FCC Rule Part(s):** CFR §20.19(b)  
**HAC Standard:** ANSI C63.19-2011  
285076 D01 HAC Guidance v05  
285076 D02 T-Coil testing for CMRS IP v03  
**DUT Type:** Portable Handset  
**Model:** LML211BL  
**Additional Model(s):** LM-L211BL, L211BL  
**Test Device Serial No.:** Pre-Production Sample [S/N: 05871]

**C63.19-2011 HAC Category: T3 (SIGNAL TO NOISE CATEGORY)**



Note: This revised Test Report (S/N: 1M1804240084-08-R1.ZNF) supersedes and replaces the previously issued test report on the same subject device for the same type of testing as indicated. Please discard or destroy the previously issued test report(s) and dispose of it accordingly.

This wireless portable device has been shown to be hearing-aid compatible under the above rated category, specified in ANSI/IEEE Std. C63.19-2011 and has been tested in accordance with the specified measurement procedures. Test results reported herein relate only to the item(s) tested. Hearing-Aid Compatibility is based on the assumption that all production units will be designed electrically identical to the device tested in this report. North American Bands only.

I attest to the accuracy of data. All measurements reported herein were performed by me or were made under my supervision and are correct to the best of my knowledge and belief. I assume full responsibility for the completeness of these measurements and vouch for the qualifications of all persons taking them.



  
Randy Ortanez  
President



|  |   |                                      |   |  |
|--|---|--------------------------------------|---|--|
| <b>FCC ID:</b> ZNFL211BL                   |  | <b>HAC (T-COIL) TEST REPORT</b>      |  | <b>Approved by:</b><br>Quality Manager |
| <b>Filename:</b><br>1M1804240084-08-R1.ZNF | <b>Test Dates:</b><br>05/17/2018 - 05/18/2018                                       | <b>DUT Type:</b><br>Portable Handset |   | Page 1 of 67                           |

# T A B L E O F C O N T E N T S

|     |  |    |
|-----|--|----|
| 1.  | INTRODUCTION .....                                   | 3  |
| 2.  | DUT DESCRIPTION.....                                 | 4  |
| 3.  | ANSI C63.19-2011 PERFORMANCE CATEGORIES .....        | 5  |
| 4.  | METHOD OF MEASUREMENT .....                          | 7  |
| 5.  | VOLTE TEST SYSTEM SETUP AND DUT CONFIGURATION .....  | 17 |
| 6.  | VOWIFI TEST SYSTEM SETUP AND DUT CONFIGURATION ..... | 19 |
| 7.  | OTT VOIP TEST SYSTEM AND DUT CONFIGURATION .....     | 22 |
| 8.  | FCC 3G MEASUREMENTS .....                            | 25 |
| 9.  | T-COIL TEST SUMMARY .....                            | 26 |
| 10. | MEASUREMENT UNCERTAINTY .....                        | 34 |
| 11. | EQUIPMENT LIST .....                                 | 35 |
| 12. | TEST DATA .....                                      | 36 |
| 13. | CALIBRATION CERTIFICATES.....                        | 55 |
| 14. | CONCLUSION.....                                      | 62 |
| 15. | REFERENCES .....                                     | 63 |
| 16. | TEST SETUP PHOTOGRAPHS .....                         | 65 |

|  |   |                                      |   |  |
|--|---|--------------------------------------|---|--|
| <b>FCC ID:</b> ZNFL211BL                   |  | <b>HAC (T-COIL) TEST REPORT</b>      |  | <b>Approved by:</b><br>Quality Manager |
| <b>Filename:</b><br>1M1804240084-08-R1.ZNF | <b>Test Dates:</b><br>05/17/2018 - 05/18/2018                                       | <b>DUT Type:</b><br>Portable Handset |   | Page 2 of 67                           |

© 2018 PCTEST Engineering Laboratory, Inc.

REV 3.2.M  
04/17/2018

© 2018 PCTEST Engineering Laboratory, Inc. All rights reserved. Unless otherwise specified, no part of this report may be reproduced or utilized in any part, form or by any means, electronic or mechanical, including photocopying and microfilm, without permission in writing from PCTEST Engineering Laboratory, Inc. If you have any questions about this international copyright or have an enquiry about obtaining additional rights to this report or assembly of contents thereof, please contact [INFO@PCTEST.COM](mailto:INFO@PCTEST.COM).

## 1. INTRODUCTION

On July 10, 2003, the Federal Communications Commission (FCC) adopted new rules requiring wireless manufacturers and service providers to provide digital wireless phones that are compatible with hearing aids. The FCC has modified the exemption for wireless phones under the Hearing Aid Compatibility Act of 1998 (HAC Act) in WT Docket 01-309 RM-8658<sup>1</sup> to extend the benefits of wireless telecommunications to individuals with hearing disabilities. These benefits encompass business, social and emergency communications, which increase the value of the wireless network for everyone. An estimated more than 10% of the population in the United States show signs of hearing impairment and of that fraction, almost 80% use hearing aids. Approximately 500 million people worldwide and 30 million people in the United States suffer from hearing loss.

### Compatibility Tests Involved:

The standard calls for wireless communications devices to be measured for:

- RF Electric-field emissions
- T-coil mode, magnetic-signal strength in the audio band
- T-coil mode, magnetic-signal frequency response through the audio band
- T-coil mode, magnetic-signal and noise articulation index

The hearing aid must be measured for:

- RF immunity in microphone mode
- RF immunity in T-coil mode

In the following tests and results, this report includes the evaluation for a wireless communications device.

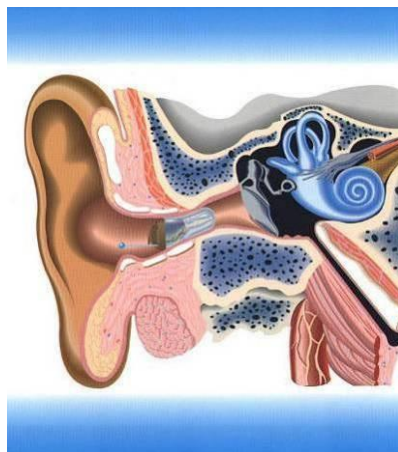




Figure 1-1 Hearing Aid in-vitu

<sup>1</sup> FCC Rule & Order, WT Docket 01-309 RM-8658

|                                     |   |                               |   |                                 |
|-------------------------------------|---|-------------------------------|---|---------------------------------|
| FCC ID: ZNFL211BL                   |  <b>PCTEST</b><br>ENGINEERING LABORATORY, INC. | HAC (T-COIL) TEST REPORT      |  <b>LG</b> | Approved by:<br>Quality Manager |
| Filename:<br>1M1804240084-08-R1.ZNF | Test Dates:<br>05/17/2018 - 05/18/2018  | DUT Type:<br>Portable Handset |   | Page 3 of 67                    |

© 2018 PCTEST Engineering Laboratory, Inc.

REV 3.2.M  
04/17/2018

© 2018 PCTEST Engineering Laboratory, Inc. All rights reserved. Unless otherwise specified, no part of this report may be reproduced or utilized in any part, form or by any means, electronic or mechanical, including photocopying and microfilm, without permission in writing from PCTEST Engineering Laboratory, Inc. If you have any questions about this international copyright or have an enquiry about obtaining additional rights to this report or assembly of contents thereof, please contact [INFO@PCTEST.COM](mailto:INFO@PCTEST.COM).

## 2. DUT DESCRIPTION



FCC ID: ZNFL211BL  
 Applicant: LG Electronics MobileComm U.S.A. Inc.  
 1000 Sylvan Avenue  
 Englewood Cliffs, NJ 07632  
 United States  
 Model: LML211BL  
 Additional Model(s): LM-L211BL, L211BL  
 Serial Number: 05871  
 HW Version: Rev.1.0  
 SW Version: L211BL08s\_wifi  
 Antenna: Internal Antenna  
 DUT Type: Portable Handset

### I. LTE Band Selection

This device supports the following pair of LTE bands with similar frequencies: LTE B4 & B66. This pair of LTE bands has the same target power and shares the same transmission path. Since the supported frequency span for the smaller LTE band is completely covered by the larger LTE band, only the larger LTE band (LTE B66) was evaluated for hearing-aid compliance.

**Table 2-1**  
ZNFL211BL HAC Air Interfaces

| Air-Interface  | Band (MHz) | Type Transport | HAC Tested  | Simultaneous But Not Tested | Name of Voice Service  |
|--|------------|----------------|---|-----------------------------|------------------------|
| GSM  | 850        | VO             | Yes   | Yes: WIFI or BT             | CMRS Voice*            |
|  | 1900       | VD             | Yes   | Yes: WIFI or BT             | Google Duo**           |
|  | GPRS/EDGE  |                |   |                             |                        |
| UMTS   | 850        | VD             | Yes   | Yes: WIFI or BT             | CMRS Voice*            |
|  | 1700       |                |   |                             |                        |
|  | 1900       |                |   |                             |                        |
|  | HSPA       | VD             | Yes   | Yes: WIFI or BT             | Google Duo**           |
| LTE (FDD)  | 680 (B71)  | VD             | Yes <sup>1</sup>  | Yes: WIFI or BT             | VoLTE*, Google Duo**   |
|  | 700 (B12)  |                | Yes   |                             |                        |
|  | 850 (B5)   |                |   |                             |                        |
|  | 1700 (B4)  |                |   |                             |                        |
|  | 1700 (B66) |                |   |                             |                        |
|  | 1900 (B2)  |                |   |                             |                        |
| WIFI   | 2450       | VD             | Yes   | Yes: GSM, UMTS, or LTE      | VoWIFI**, Google Duo** |
| BT   | 2450       | DT             | No  | Yes: GSM, UMTS, or LTE      | N/A                    |
| Type Transport<br>VO = Voice Only<br>DT = Digital Data - Not intended for CMRS Service<br>VD = CMRS and IP Voice over Data Transport |            |                | Notes:<br>* Reference level in accordance with 7.4.2.1 of ANSI C63.19-2011 and July 2012 C63 VoLTE Interpretation.<br>** Reference level is -20dBm0 in accordance with FCC KDB 285076 D02<br>1. LTE B71, while outside the scope of ANSI C63.19 and FCC HAC regulations, was tested according to the existing HAC procedures. |                             |                        |

|                                     |  |                               |    |                                 |
|-------------------------------------|--|-------------------------------|----|---------------------------------|
| FCC ID: ZNFL211BL                   | PCTEST<br>ENGINEERING LABORATORY, INC. | HAC (T-COIL) TEST REPORT      | LG | Approved by:<br>Quality Manager |
| Filename:<br>1M1804240084-08-R1.ZNF | Test Dates:<br>05/17/2018 - 05/18/2018 | DUT Type:<br>Portable Handset |    | Page 4 of 67                    |

© 2018 PCTEST Engineering Laboratory, Inc.

REV 3.2.M  
04/17/2018

© 2018 PCTEST Engineering Laboratory, Inc. All rights reserved. Unless otherwise specified, no part of this report may be reproduced or utilized in any part, form or by any means, electronic or mechanical, including photocopying and microfilm, without permission in writing from PCTEST Engineering Laboratory, Inc. If you have any questions about this international copyright or have an enquiry about obtaining additional rights to this report or assembly of contents thereof, please contact INFO@PCTEST.COM.

### 3. ANSI C63.19-2011 PERFORMANCE CATEGORIES

#### I. MAGNETIC COUPLING

##### Axial and Radial Field Intensity

All orientations of the magnetic field, in the axial and radial position along the measurement plane shall be  $\geq -18$  dB(A/m) at 1 kHz in a 1/3 octave band filter per §8.3.1.

##### Frequency Response

The frequency response of the axial component of the magnetic field shall follow the response curve specified in EIA RS-504-1983, over the frequency range 300 Hz – 3000 Hz per §8.3.2.

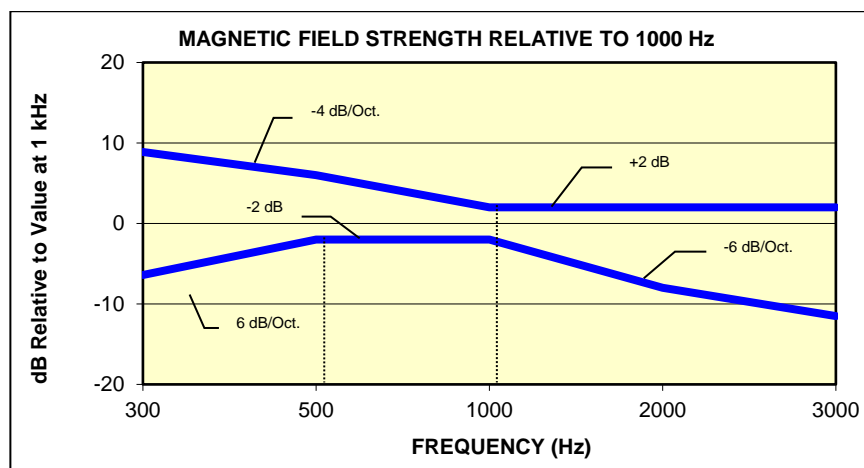


Figure 3-1  
Magnetic field frequency response for Wireless Devices with an axial field  $\leq 15$  dB(A/m) at 1 kHz

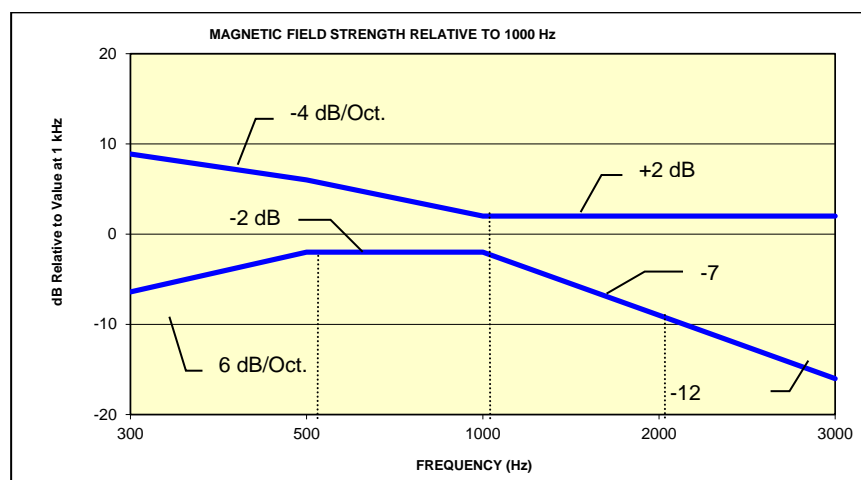




Figure 3-2  
Magnetic Field frequency response for wireless devices with an axial field that exceeds  $-15$  dB(A/m) at 1 kHz

|                                     |  |                               |  |                                 |
|-------------------------------------|--|-------------------------------|--|---------------------------------|
| FCC ID: ZNFL211BL                   |  PCTEST<br>ENGINEERING LABORATORY, INC. | HAC (T-COIL) TEST REPORT      |  LG | Approved by:<br>Quality Manager |
| Filename:<br>1M1804240084-08-R1.ZNF | Test Dates:<br>05/17/2018 - 05/18/2018   | DUT Type:<br>Portable Handset |  | Page 5 of 67                    |

© 2018 PCTEST Engineering Laboratory, Inc.

REV 3.2.M  
04/17/2018

© 2018 PCTEST Engineering Laboratory, Inc. All rights reserved. Unless otherwise specified, no part of this report may be reproduced or utilized in any part, form or by any means, electronic or mechanical, including photocopying and microfilm, without permission in writing from PCTEST Engineering Laboratory, Inc. If you have any questions about this international copyright or have an enquiry about obtaining additional rights to this report or assembly of contents thereof, please contact [INFO@PCTEST.COM](mailto:INFO@PCTEST.COM).

## Signal Quality



The table below provides the signal quality requirement for the intended audio magnetic signal from a wireless device. Only the RF immunity of the hearing aid is measured in T-coil mode. It is assumed that a hearing aid can have no immunity to an interference signal in the audio band, which is the intended reception band for this mode. The only criterion that can be measured is the RF immunity in T-coil mode. This is measured using the same procedure as the audio coupling mode at the same levels.

The signal quality of the axial and radial components of the magnetic field was used to determine the T-coil mode category.

| Category | Telephone RF Parameters   |
|----------|---|
|          | Wireless Device Signal Quality<br>[(Signal + Noise)-to-noise ratio in dB] |
| T1       | 0 to 10 dB  |
| T2       | 10 to 20 dB   |
| T3       | 20 to 30 dB   |
| T4       | > 30 dB   |

Table 3-1  
Magnetic Coupling Parameters

Note: The FCC limit for SNNR is 20dB and the test data margins will indicate a margin from the FCC limit for compliance.

|                                     |   |                               |   |                                 |
|-------------------------------------|---|-------------------------------|---|---------------------------------|
| FCC ID: ZNFL211BL                   |  <b>PCTEST</b><br>ENGINEERING LABORATORY, INC. | HAC (T-COIL) TEST REPORT      |  <b>LG</b> | Approved by:<br>Quality Manager |
| Filename:<br>1M1804240084-08-R1.ZNF | Test Dates:<br>05/17/2018 - 05/18/2018  | DUT Type:<br>Portable Handset |   | Page 6 of 67                    |

© 2018 PCTEST Engineering Laboratory, Inc.

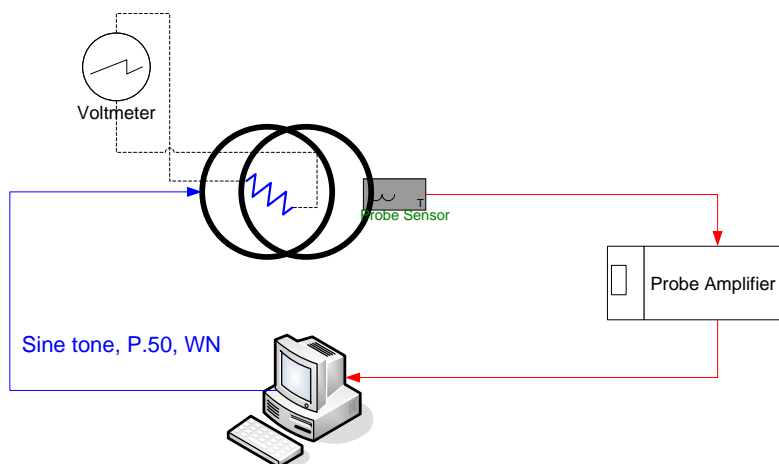
REV 3.2.M  
04/17/2018

© 2018 PCTEST Engineering Laboratory, Inc. All rights reserved. Unless otherwise specified, no part of this report may be reproduced or utilized in any part, form or by any means, electronic or mechanical, including photocopying and microfilm, without permission in writing from PCTEST Engineering Laboratory, Inc. If you have any questions about this international copyright or have an enquiry about obtaining additional rights to this report or assembly of contents thereof, please contact [INFO@PCTEST.COM](mailto:INFO@PCTEST.COM).

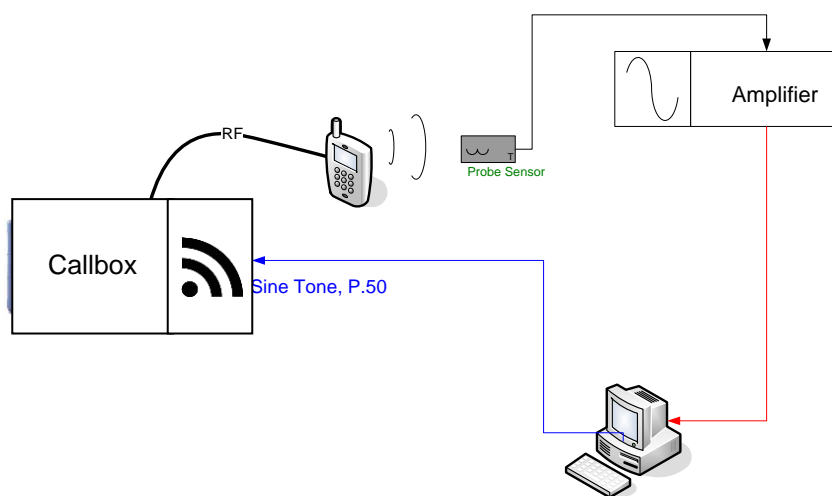
## 4. METHOD OF MEASUREMENT

### I. Test Setup



The equipment was connected as shown in an acoustic/RF hemi-anechoic chamber:



**Figure 4-1**  
**Validation Setup with Helmholtz Coil**



**Figure 4-2**  
**T-Coil Test Setup**

|                                     |   |                               |   |                                 |
|-------------------------------------|---|-------------------------------|---|---------------------------------|
| FCC ID: ZNFL211BL                   |  <b>PCTEST</b><br>ENGINEERING LABORATORY, INC. | HAC (T-COIL) TEST REPORT      |  <b>LG</b> | Approved by:<br>Quality Manager |
| Filename:<br>1M1804240084-08-R1.ZNF | Test Dates:<br>05/17/2018 - 05/18/2018  | DUT Type:<br>Portable Handset |   | Page 7 of 67                    |


© 2018 PCTEST Engineering Laboratory, Inc.

REV 3.2.M  
04/17/2018

© 2018 PCTEST Engineering Laboratory, Inc. All rights reserved. Unless otherwise specified, no part of this report may be reproduced or utilized in any part, form or by any means, electronic or mechanical, including photocopying and microfilm, without permission in writing from PCTEST Engineering Laboratory, Inc. If you have any questions about this international copyright or have an enquiry about obtaining additional rights to this report or assembly of contents thereof, please contact [INFO@PCTEST.COM](mailto:INFO@PCTEST.COM).

## II. Scanning Mechanism

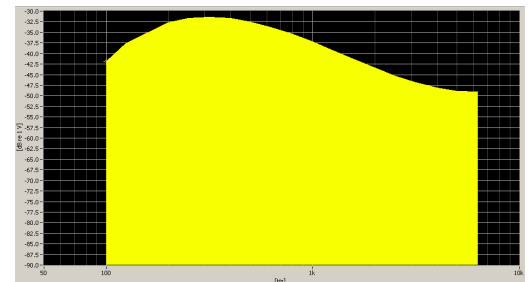
|                        |                                |
|------------------------|--------------------------------|
| Manufacturer:          | TEM                            |
| Accuracy:              | $\pm 0.83$ cm/meter            |
| Minimum Step Size:     | 0.1 mm                         |
| Maximum speed          | 6.1 cm/sec                     |
| Line Voltage:          | 115 VAC                        |
| Line Frequency:        | 60 Hz                          |
| Material Composite:    | Delrin (Acetal)                |
| Data Control:          | Parallel Port                  |
| Dynamic Range (X-Y-Z): | 45 x 31.75 x 47 cm             |
| Dimensions:            | 36" x 25" x 38"                |
| Operating Area:        | 36" x 49" x 55"                |
| Reflections:           | < -20 dB (in anechoic chamber) |



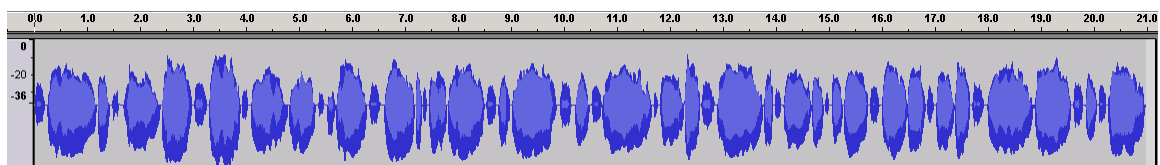
**Figure 4-3**  
RF Near-Field Scanner

## III. ITU-T P.50 Artificial Voice



|                         |                            |
|-------------------------|----------------------------|
| Manufacturer:           | ITU-T                      |
| Active Frequency Range: | 100 Hz – 8 kHz             |
| Stimulus Type:          | Male and Female, no spaces |
| Single Sample Duration: | 20.96 seconds              |
| Activity Level:         | 100%                       |



**Figure 4-4**  
Spectral Characteristic of full P.50



**Figure 4-5**  
Temporal Characteristic of full P.50

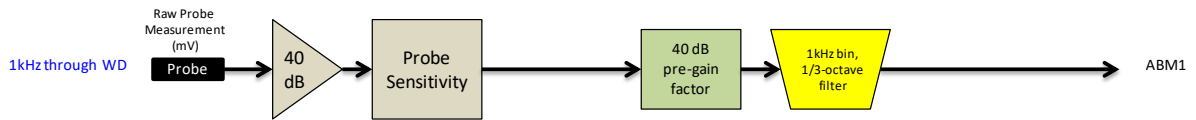
|                                     |   |                               |   |                                 |
|-------------------------------------|---|-------------------------------|---|---------------------------------|
| FCC ID: ZNFL211BL                   |  | HAC (T-COIL) TEST REPORT      |  | Approved by:<br>Quality Manager |
| Filename:<br>1M1804240084-08-R1.ZNF | Test Dates:<br>05/17/2018 - 05/18/2018  | DUT Type:<br>Portable Handset |   | Page 8 of 67                    |

© 2018 PCTEST Engineering Laboratory, Inc.

REV 3.2.M  
04/17/2018

© 2018 PCTEST Engineering Laboratory, Inc. All rights reserved. Unless otherwise specified, no part of this report may be reproduced or utilized in any part, form or by any means, electronic or mechanical, including photocopying and microfilm, without permission in writing from PCTEST Engineering Laboratory, Inc. If you have any questions about this international copyright or have an enquiry about obtaining additional rights to this report or assembly of contents thereof, please contact [INFO@PCTEST.COM](mailto:INFO@PCTEST.COM).

ABM1 Measurement Block Diagram:



ABM2 Measurement Block Diagram:

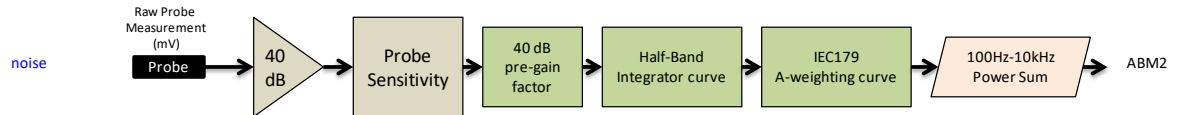


Figure 4-6 Magnetic Measurement Processing Steps

## IV. Test Procedure

1. Ambient Noise Check per C63.19 §7.3.1
  - a. Ambient interference was monitored using a Real-Time Analyzer between 100-10,000 Hz with 1/3 octave filtering.
  - b. “A-weighting” and Half-Band Integration was applied to the measurements.
  - c. Since this measurement was measured in the same method as ABM2 measurements, this level was verified to be more than 10 dB below the lowest measurement signal (which is the highest ABM2 measurement for a T4 WD). Therefore the maximum noise level for a T4 WD with an ABM1 = -18 dBA/m is:  

$$-18 - 30 - 10 = -58 \text{ dBA/m}$$
2. Measurement System Validation(See Figure 4-1)
  - a. The measurement system including the probe, pre-amplifier and acquisition system were validated as an entire system to ensure the reliability of test measurements.
  - b. ABM1 Validation  
 The magnetic field at the center of the Helmholtz coil is given by the equation (per C63.19 Annex D.10.1):

$$H_c = \frac{NI}{r\sqrt{1.25^3}} = \frac{N(\frac{V}{R})}{r\sqrt{1.25^3}}$$



Where  $H_c$  = magnetic field strength in amperes per meter

$N$  = number of turns per coil

For the Helmholtz Coil,  $N=20$ ;  $r=0.08\text{m}$ ;  $R=10.2\Omega$  and using  $V=18\text{mV}$ :

$$H_c = \frac{20 \cdot (\frac{0.018}{10.2})}{0.08 \cdot \sqrt{1.25^3}} = 0.316 \text{ A/m} \approx -10 \text{ dB(A/m)}$$

Therefore a pure tone of 1kHz was applied into the coils such that 18mV was observed across the resistor. The voltmeter used for measurement was verified to be capable of measurements in the audio band range. This theoretically generates an expected field of -10 dB(A/m) in the center of the Helmholtz coil which was used to validate the probe

|                                     |   |                               |   |                                 |
|-------------------------------------|---|-------------------------------|---|---------------------------------|
| FCC ID: ZNFL211BL                   |  | HAC (T-COIL) TEST REPORT      |  | Approved by:<br>Quality Manager |
| Filename:<br>1M1804240084-08-R1.ZNF | Test Dates:<br>05/17/2018 - 05/18/2018  | DUT Type:<br>Portable Handset |   | Page 9 of 67                    |

© 2018 PCTEST Engineering Laboratory, Inc.

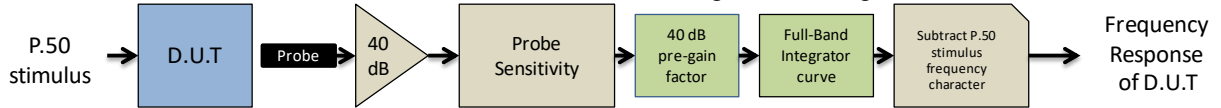
REV 3.2.M  
04/17/2018

© 2018 PCTEST Engineering Laboratory, Inc. All rights reserved. Unless otherwise specified, no part of this report may be reproduced or utilized in any part, form or by any means, electronic or mechanical, including photocopying and microfilm, without permission in writing from PCTEST Engineering Laboratory, Inc. If you have any questions about this international copyright or have an enquiry about obtaining additional rights to this report or assembly of contents thereof, please contact INFO@PCTEST.COM.

measurement at -10dB(A/m). This was verified to be within  $\pm 0.5$  dB of the -10dB(A/m) value (see Page 32).

c. Frequency Response Validation

The frequency response through the Helmholtz Coil was verified to be within 0.5 dB relative to 1kHz, between 300 – 3000 Hz using the P.50 signal as shown below:





**Figure 4-7 Frequency Response Validation**

d. ABM2 Measurement Validation

WD noise measurements are filtered with A-weighting and Half-Band Integration over a frequency range of 100Hz – 10kHz to process ABM2 measurements. Below is the verification of the system processing A-weighting and Half-Band integration between system input to output within 0.5 dB of the theoretical result:

**Table 4-1  
ABM2 Frequency Response Validation**

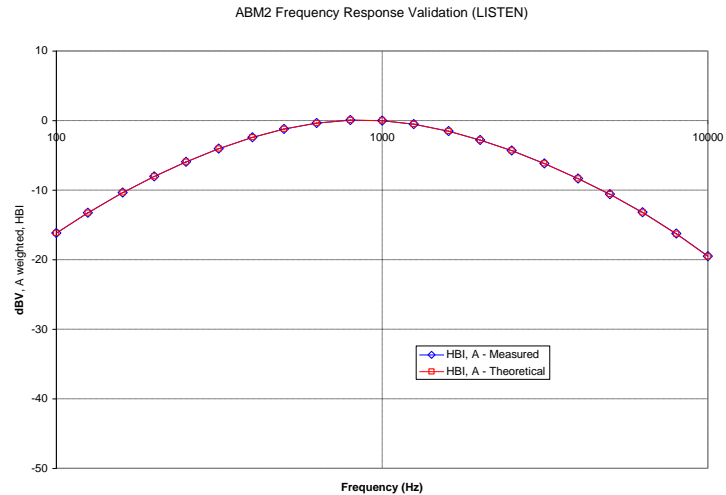
| f (Hz) | HBI, A - Measured (dB re 1kHz) | HBI, A - Theoretical (dB re 1kHz) | dB Var. |
|--------|--------------------------------|-----------------------------------|---------|
| 100    | -16.180                        | -16.170                           | -0.010  |
| 125    | -13.257                        | -13.250                           | -0.007  |
| 160    | -10.347                        | -10.340                           | -0.007  |
| 200    | -8.017                         | -8.010                            | -0.007  |
| 250    | -5.925                         | -5.920                            | -0.005  |
| 315    | -4.045                         | -4.040                            | -0.005  |
| 400    | -2.405                         | -2.400                            | -0.005  |
| 500    | -1.212                         | -1.210                            | -0.002  |
| 630    | -0.349                         | -0.350                            | 0.001   |
| 800    | 0.071                          | 0.070                             | 0.001   |
| 1000   | 0.000                          | 0.000                             | 0.000   |
| 1250   | -0.503                         | -0.500                            | -0.003  |
| 1600   | -1.513                         | -1.510                            | -0.003  |
| 2000   | -2.778                         | -2.780                            | 0.002   |
| 2500   | -4.316                         | -4.320                            | 0.004   |
| 3150   | -6.166                         | -6.170                            | 0.004   |
| 4000   | -8.322                         | -8.330                            | 0.008   |
| 5000   | -10.573                        | -10.590                           | 0.017   |
| 6300   | -13.178                        | -13.200                           | 0.022   |
| 8000   | -16.241                        | -16.270                           | 0.029   |
| 10000  | -19.495                        | -19.520                           | 0.025   |

|                                     |   |                               |   |                                 |
|-------------------------------------|---|-------------------------------|---|---------------------------------|
| FCC ID: ZNFL211BL                   |  <b>PCTEST</b><br>ENGINEERING LABORATORY, INC. | HAC (T-COIL) TEST REPORT      |  <b>LG</b> | Approved by:<br>Quality Manager |
| Filename:<br>1M1804240084-08-R1.ZNF | Test Dates:<br>05/17/2018 - 05/18/2018  | DUT Type:<br>Portable Handset |   | Page 10 of 67                   |

© 2018 PCTEST Engineering Laboratory, Inc.

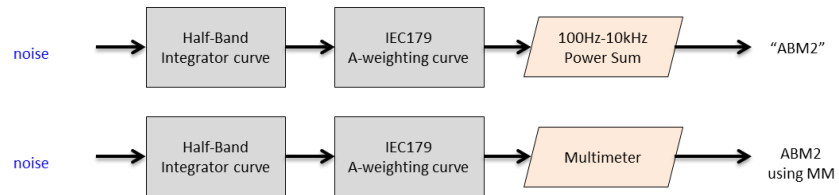
REV 3.2.M  
04/17/2018

© 2018 PCTEST Engineering Laboratory, Inc. All rights reserved. Unless otherwise specified, no part of this report may be reproduced or utilized in any part, form or by any means, electronic or mechanical, including photocopying and microfilm, without permission in writing from PCTEST Engineering Laboratory, Inc. If you have any questions about this international copyright or have an enquiry about obtaining additional rights to this report or assembly of contents thereof, please contact INFO@PCTEST.COM.



**Figure 4-8**  
**ABM2 Frequency Response Validation**

The ABM2 result is a power sum from 100Hz to 10kHz with half-band integration and A-weighting. To verify the power sum measurement, a power sum over the full band was measured and verified to track with the source level (See Figure 4-9). Therefore the setup in this step was used to verify the power sum post-processing for ABM2 measurements. See below block diagram:





**Figure 4-9**  
**ABM2 Validation Block Diagram**

The power summed output results for a known input were compared to the multi-meter results to verify any deviation in the post-processing implemented with the power-sum.

**Table 4-2**  
**ABM2 Power Sum Validation**

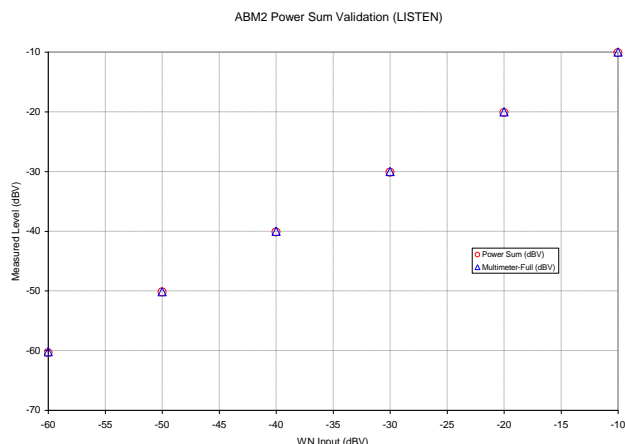
| WN Input (dBV) | Power Sum (dBV) | Multimeter-Full (dBV) | Dev (dB) |
|----------------|-----------------|-----------------------|----------|
| -60            | -60.36          | -60.2                 | 0.16     |
| -50            | -50.19          | -50.13                | 0.06     |
| -40            | -40.14          | -40.03                | 0.11     |
| -30            | -30.13          | -30.01                | 0.12     |
| -20            | -20.12          | -20                   | 0.12     |
| -10            | -10.14          | -10                   | 0.14     |

|                                     |   |                               |   |                                 |
|-------------------------------------|---|-------------------------------|---|---------------------------------|
| FCC ID: ZNFL211BL                   |  | HAC (T-COIL) TEST REPORT      |  | Approved by:<br>Quality Manager |
| Filename:<br>1M1804240084-08-R1.ZNF | Test Dates:<br>05/17/2018 - 05/18/2018  | DUT Type:<br>Portable Handset |   | Page 11 of 67                   |

© 2018 PCTEST Engineering Laboratory, Inc.

REV 3.2.M  
04/17/2018

© 2018 PCTEST Engineering Laboratory, Inc. All rights reserved. Unless otherwise specified, no part of this report may be reproduced or utilized in any part, form or by any means, electronic or mechanical, including photocopying and microfilm, without permission in writing from PCTEST Engineering Laboratory, Inc. If you have any questions about this international copyright or have an enquiry about obtaining additional rights to this report or assembly of contents thereof, please contact INFO@PCTEST.COM.

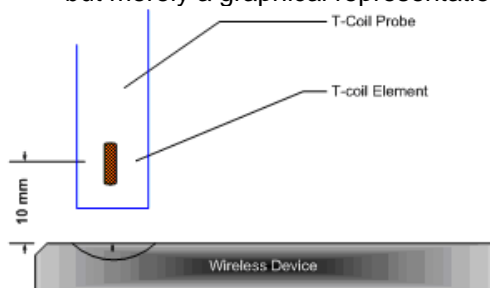


**Figure 4-10**  
**ABM2 Power Sum Validation**

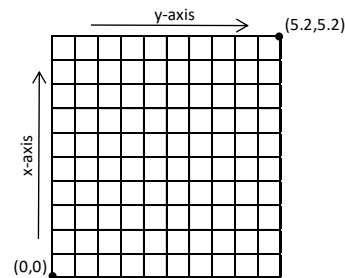
### 3. Measurement Test Setup

#### a. Fine scan above the WD (TEM)

- i. A multitone signal was applied to the handset such that the phone acoustic output was stable within 1dB over the probe settling time and with the acoustic output level at the C63.19 specified levels (below). The measurement step size was in 2 mm increments at a distance of 10 mm between the surface of the wireless device as shown below (note that in Figure 4-12, the grid is not to scale but merely a graphical representation of the coordinate system in use):



**Figure 4-11**  
**Measurement Distance**



**Figure 4-12**  
**Measurement Grid**

- ii. After scanning, the planar field maximum point was determined. The position of the probe was moved to this location to setup the test using the SoundCheck system.
  - iii. These steps were repeated for all T-coil orientations (axial and radial) per Figure 4-15 after a T-coil orientation was fully measured with the SoundCheck system.
- #### b. Speech Signal Setup to Base Station Simulator
- i. C63.19 Table 7-1 states audio reference input levels for various technologies:

| Standard        | Technology          | Input Level (dBm0) |
|-----------------|---------------------|--------------------|
| TIA/EIA/IS-2000 | CDMA                | -18                |
| J-STD-007       | GSM (217)           | -16                |
| T1/T1P1/3GPP    | UMTS (WCDMA)        | -16                |
| iDEN™           | TDMA (22 and 11 Hz) | -18                |

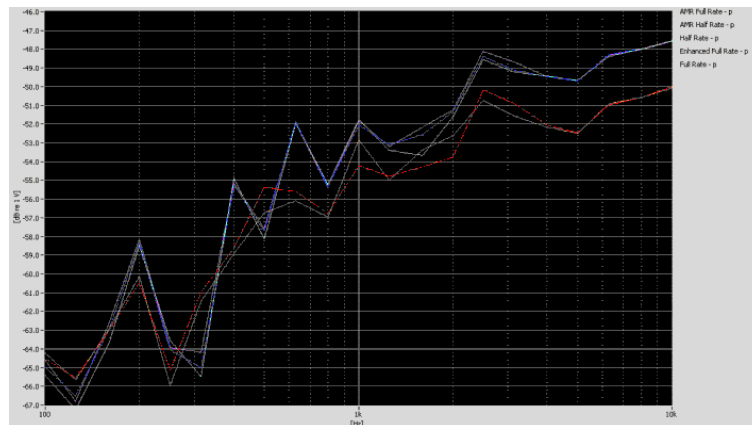
|                                     |   |                                 |  |                                 |
|-------------------------------------|---|---------------------------------|--|---------------------------------|
| FCC ID: ZNFL211BL                   | <b>PCTEST</b><br>ENGINEERING LABORATORY, INC. | <b>HAC (T-COIL) TEST REPORT</b> |  | Approved by:<br>Quality Manager |
| Filename:<br>1M1804240084-08-R1.ZNF | Test Dates:<br>05/17/2018 - 05/18/2018        | DUT Type:<br>Portable Handset   |  | Page 12 of 67                   |

© 2018 PCTEST Engineering Laboratory, Inc.

REV 3.2.M  
04/17/2018



© 2018 PCTEST Engineering Laboratory, Inc. All rights reserved. Unless otherwise specified, no part of this report may be reproduced or utilized in any part, form or by any means, electronic or mechanical, including photocopying and microfilm, without permission in writing from PCTEST Engineering Laboratory, Inc. If you have any questions about this international copyright or have an enquiry about obtaining additional rights to this report or assembly of contents thereof, please contact INFO@PCTEST.COM.

- ii. See Section 5 and 6 for more information regarding CMW500 audio level settings for Voice Over LTE (VoLTE), and Voice Over WIFI (VoWIFI) testing.
  - iii. See Section 7 for more information regarding audio level settings for Over-The-Top (OTT) Voice Over IP (VoIP) Testing.
- c. Real-Time Analyzer (RTA)
- i. The Real-Time Analyzer was configured to analyze measurements using 1/3 Octave band weighted filtering.
- d. WD Radio Configuration Selection
- i. The device was chosen to be tested in the worst-case ABM2 condition (see below for GSM, see Section 8 for more information regarding worst-case configurations for UMTS. LTE configuration information can be found in Section 5. WIFI configuration information can be found in Section 6 and 7.):



**Figure 4-13**  
**Vocoder Analysis for ABM Noise for GSM**

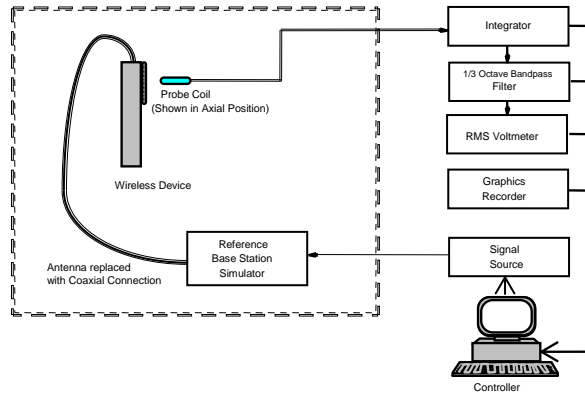
4. Signal Quality Data Analysis
- a. Narrow-band Magnetic Intensity
    - i. The standard specifies a 1kHz 1/3 octave band minimum field intensity for a sine tone. The ABM1 measurements were evaluated at 1kHz with 1/3 octave band filtering over an averaged period of 10 seconds.
  - b. Frequency Response
    - i. The appropriate frequency response curve was measured to curves in Figure 3-1 or Figure 3-2 between 300 – 3000 Hz using digital linear averaging (limit lines chosen according to measurement found in step 4a). A linear average over 3x the length of the artificial voice signal (3x sampling) was performed. A 10 second delay was configured in the measurement process of the stimulus to ensure handset vocoder latency effects and echo cancellation devices (if any) were appropriately stabilized during measurements.
    - ii. The appropriate post-processing was applied according to the system processing chain illustrated in Figure 4-7. All R10 frequencies were plotted with respect to 0dB at 1kHz value and aligned with respect to the EIA-504 mask.
    - iii. The margin is represented by the closest measured data point on the curve to the EIA-504 limit lines, in dB.
  - c. Signal Quality Index
    - i. Ensuring the WD was at maximum RF power, maximum volume, backlight off, display on, maximum contrast setting, keypad lights on (when possible) with no audio signal through the vocoder, the WD was measured over at least 100 Hz –

|                                     |   |                               |   |                                 |
|-------------------------------------|---|-------------------------------|---|---------------------------------|
| FCC ID: ZNFL211BL                   |  <b>PCTEST</b><br>ENGINEERING LABORATORY, INC. | HAC (T-COIL) TEST REPORT      |  <b>LG</b> | Approved by:<br>Quality Manager |
| Filename:<br>1M1804240084-08-R1.ZNF | Test Dates:<br>05/17/2018 - 05/18/2018  | DUT Type:<br>Portable Handset |   | Page 13 of 67                   |

10,000 Hz, maximized over 5 seconds with a 50ms sample time for the ABM2 measurement (5 second time period is used in noise measurements under standards such as IEEE 269, etc.).

- ii. After applying half-band integration and A-weighting to the result, a power sum was applied over each 1/3 octave bandwidth frequency for an ABM2 value.
- iii. This result was subtracted from the ABM1 result in step a, to obtain the Signal Quality.

## V. Test Setup





**Figure 4-14**  
**Audio Magnetic Field Test Setup**

## VI. Deviation from C63.19 Test Procedure

Non-conducted RF connection due to inaccessible RF ports.

## VII. Air Interface Technologies Tested

All air interfaces which support voice capabilities over a managed CMRS or pre-installed OTT VoIP applications were tested for T-coil unless otherwise noted. See Table 2-1 for more details regarding which modes were tested.

|                                     |   |                               |   |                                 |
|-------------------------------------|---|-------------------------------|---|---------------------------------|
| FCC ID: ZNFL211BL                   |  | HAC (T-COIL) TEST REPORT      |  | Approved by:<br>Quality Manager |
| Filename:<br>1M1804240084-08-R1.ZNF | Test Dates:<br>05/17/2018 - 05/18/2018  | DUT Type:<br>Portable Handset |   | Page 14 of 67                   |

© 2018 PCTEST Engineering Laboratory, Inc.

REV 3.2.M  
04/17/2018

© 2018 PCTEST Engineering Laboratory, Inc. All rights reserved. Unless otherwise specified, no part of this report may be reproduced or utilized in any part, form or by any means, electronic or mechanical, including photocopying and microfilm, without permission in writing from PCTEST Engineering Laboratory, Inc. If you have any questions about this international copyright or have an enquiry about obtaining additional rights to this report or assembly of contents thereof, please contact [INFO@PCTEST.COM](mailto:INFO@PCTEST.COM).

## VIII. Wireless Device Channels and Frequencies

### 1. 2G/3G Modes

The frequencies listed in the table below are those that lie in the center of the bands used for cellular telephony. Low, middle and high channels were tested in each band for FCC compliance evaluation to ensure the maximum emission is captured across the entire band. Only middle channels were evaluated for data modes since circuit-switched voice modes were worst-case.

**Table 4-3  
Center Channels and Frequencies**



| Test frequencies & associated channels |                 |
|--|-----------------|
| Channel                                | Frequency (MHz) |
| <b>Cellular 850</b>                    |                 |
| 190 (GSM)                              | 836.60          |
| 4183 (UMTS)                            | 836.60          |
| <b>AWS 1750</b>                        |                 |
| 1412 (UMTS)                            | 1730.40         |
| <b>PCS 1900</b>                        |                 |
| 661 (GSM)                              | 1880            |
| 9400 (UMTS)                            | 1880            |

### 2. 4G (LTE) Modes

The middle channel for every band and bandwidth combination was tested for each probe orientation. The band and bandwidth combination from each probe orientation resulting in the worst-case SNNR was additionally tested using low and high channels for that band and bandwidth combination. The middle channel and supported bandwidths from the worst-case band according to Table 7-5 was additionally evaluated with OTT VoIP for each probe orientation. See Tables 9-4 to 9-8, and Table 9-12 for LTE bandwidths and channels.

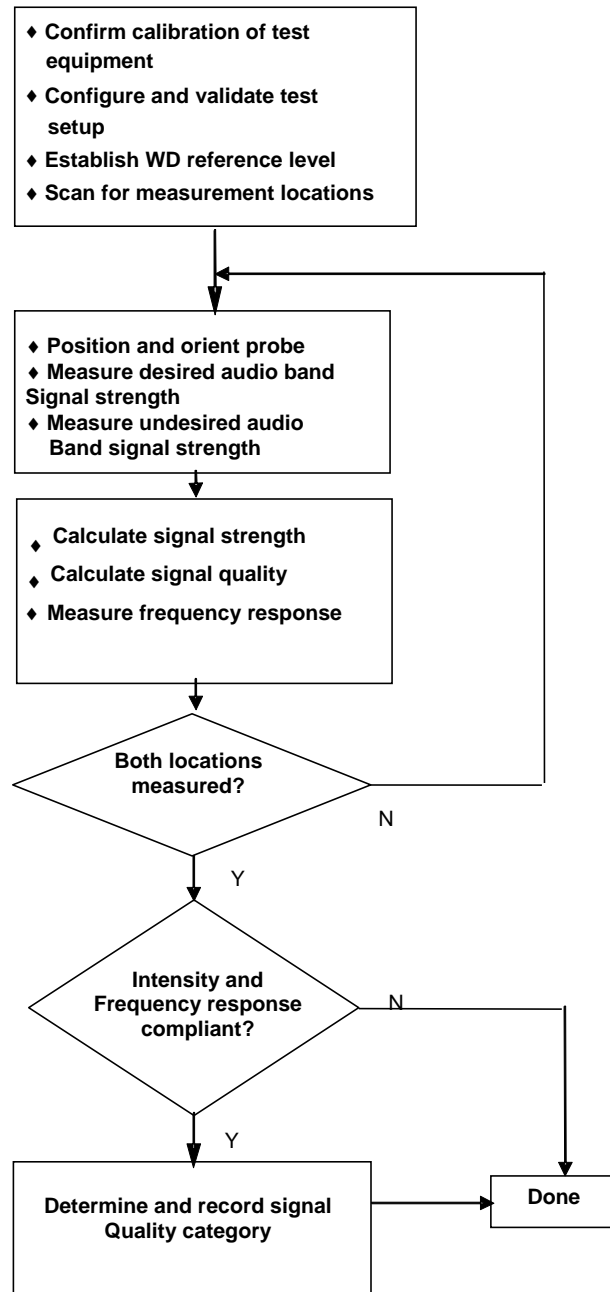
### 3. WIFI

The middle channel for each 802.11 standard was tested for each probe orientation. The 2.4GHz 802.11 standard from each probe orientation resulting in the worst-case SNNR was additionally tested using low and high channels. See Tables 9-9 and 9-13 for WIFI standards and channels.



|                                     |   |                               |   |                                 |
|-------------------------------------|---|-------------------------------|---|---------------------------------|
| FCC ID: ZNFL211BL                   |  <b>PCTEST</b><br>ENGINEERING LABORATORY, INC. | HAC (T-COIL) TEST REPORT      |  <b>LG</b> | Approved by:<br>Quality Manager |
| Filename:<br>1M1804240084-08-R1.ZNF | Test Dates:<br>05/17/2018 - 05/18/2018  | DUT Type:<br>Portable Handset | Page 15 of 67   |                                 |

## IX. Test Flow

The flow diagram below was followed (From C63.19):



**Figure 4-15**  
**C63.19 T-Coil Signal Test Process**

|                                     |   |                               |   |                                 |
|-------------------------------------|---|-------------------------------|---|---------------------------------|
| FCC ID: ZNFL211BL                   |  | HAC (T-COIL) TEST REPORT      |  | Approved by:<br>Quality Manager |
| Filename:<br>1M1804240084-08-R1.ZNF | Test Dates:<br>05/17/2018 - 05/18/2018  | DUT Type:<br>Portable Handset |   | Page 16 of 67                   |

© 2018 PCTEST Engineering Laboratory, Inc.

REV 3.2.M  
04/17/2018

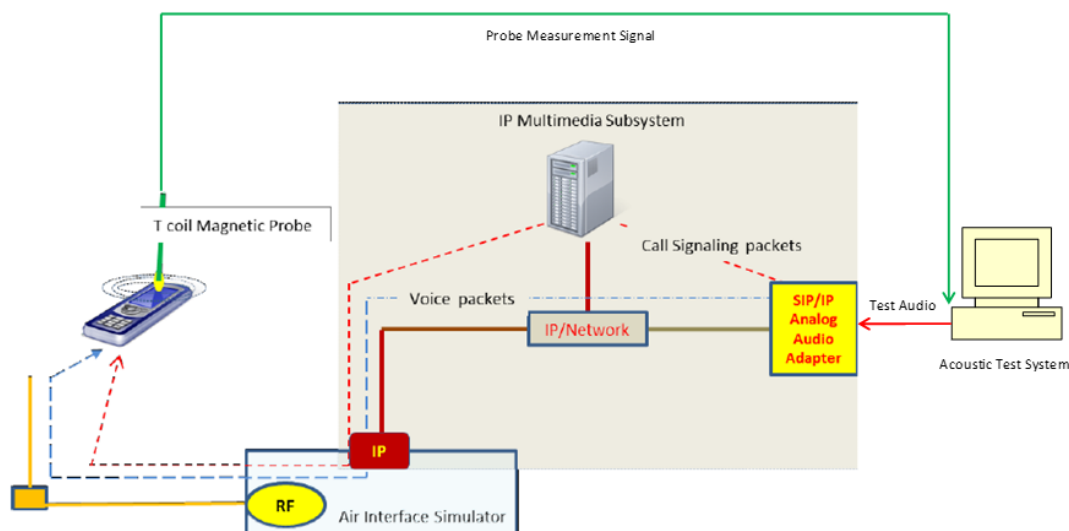
© 2018 PCTEST Engineering Laboratory, Inc. All rights reserved. Unless otherwise specified, no part of this report may be reproduced or utilized in any part, form or by any means, electronic or mechanical, including photocopying and microfilm, without permission in writing from PCTEST Engineering Laboratory, Inc. If you have any questions about this international copyright or have an enquiry about obtaining additional rights to this report or assembly of contents thereof, please contact [INFO@PCTEST.COM](mailto:INFO@PCTEST.COM).

## 5. VOLTE TEST SYSTEM SETUP AND DUT CONFIGURATION

### I. Test System Setup for VoLTE over IMS T-coil Testing

#### 1. Equipment Setup

The general test setup used for VoLTE over IMS is shown below. The callbox used when performing VoLTE over IMS T-coil measurements is a CMW500. The Data Application Unit (DAU) of the CMW500 was used to simulate the IP Multimedia Subsystem (IMS) server.





**Figure 5-1**  
**Test Setup for VoLTE over IMS T-Coil Measurements**

#### 2. Audio Level Settings

According to the July 2012 interpretations by the C63 Committee regarding the appropriate audio levels to be used for VoLTE over IMS T-coil testing, -16dBm0 shall be used for the normal speech input level\*. The CMW500 base station simulator was manually configured to ensure that the settings for speech input and full scale levels resulted in the -16dBm0 speech input level to the DUT for the VoLTE over IMS connection.

\* [http://c63.org/documents/misc/posting/new\\_interpretations.htm](http://c63.org/documents/misc/posting/new_interpretations.htm)

|                                     |   |                               |   |                                 |
|-------------------------------------|---|-------------------------------|---|---------------------------------|
| FCC ID: ZNLF211BL                   |  <b>PCTEST</b><br>ENGINEERING LABORATORY, INC. | HAC (T-COIL) TEST REPORT      |  <b>LG</b> | Approved by:<br>Quality Manager |
| Filename:<br>1M1804240084-08-R1.ZNF | Test Dates:<br>05/17/2018 - 05/18/2018  | DUT Type:<br>Portable Handset |   | Page 17 of 67                   |

© 2018 PCTEST Engineering Laboratory, Inc.

REV 3.2.M  
04/17/2018

© 2018 PCTEST Engineering Laboratory, Inc. All rights reserved. Unless otherwise specified, no part of this report may be reproduced or utilized in any part, form or by any means, electronic or mechanical, including photocopying and microfilm, without permission in writing from PCTEST Engineering Laboratory, Inc. If you have any questions about this international copyright or have an enquiry about obtaining additional rights to this report or assembly of contents thereof, please contact [INFO@PCTEST.COM](mailto:INFO@PCTEST.COM).

## II. DUT Configuration for VoLTE over IMS T-coil Testing

### 1. Radio Configuration

An investigation was performed to determine the modulation and RB configuration to be used for testing. 16QAM, 1RB, 0RB offset was used for the testing as the worst-case configuration for the handset. See below table for SNNR comparison between different radio configurations:

**Table 5-1**  
**VoLTE over IMS SNNR by Radio Configuration**

| Frequency [MHz] | Channel | Bandwidth [MHz] | Modulation | RB Size | RB Offset | ABM1 [dB(A/m)] | ABM2 [dB(A/m)] | SNNR [dB] |
|-----------------|---------|-----------------|------------|---------|-----------|----------------|----------------|-----------|
| 1880.0          | 18900   | 20              | QPSK       | 1       | 0         | -4.52          | -36.07         | 31.55     |
| 1880.0          | 18900   | 20              | QPSK       | 1       | 50        | -4.35          | -36.07         | 31.72     |
| 1880.0          | 18900   | 20              | QPSK       | 1       | 99        | -4.38          | -35.82         | 31.44     |
| 1880.0          | 18900   | 20              | QPSK       | 50      | 0         | -4.42          | -36.19         | 31.77     |
| 1880.0          | 18900   | 20              | QPSK       | 50      | 25        | -4.85          | -36.14         | 31.29     |
| 1880.0          | 18900   | 20              | QPSK       | 50      | 50        | -4.65          | -36.45         | 31.80     |
| 1880.0          | 18900   | 20              | QPSK       | 100     | 0         | -4.87          | -36.71         | 31.84     |
| 1880.0          | 18900   | 20              | 16QAM      | 1       | 0         | -4.13          | -35.31         | 31.18     |
| 1880.0          | 18900   | 20              | 16QAM      | 1       | 50        | -4.62          | -36.00         | 31.38     |
| 1880.0          | 18900   | 20              | 16QAM      | 1       | 99        | -4.37          | -35.82         | 31.45     |
| 1880.0          | 18900   | 20              | 16QAM      | 50      | 0         | -4.56          | -35.93         | 31.37     |
| 1880.0          | 18900   | 20              | 16QAM      | 50      | 25        | -4.34          | -36.53         | 32.19     |
| 1880.0          | 18900   | 20              | 16QAM      | 50      | 50        | -4.20          | -36.09         | 31.89     |
| 1880.0          | 18900   | 20              | 16QAM      | 100     | 0         | -4.76          | -36.75         | 31.99     |

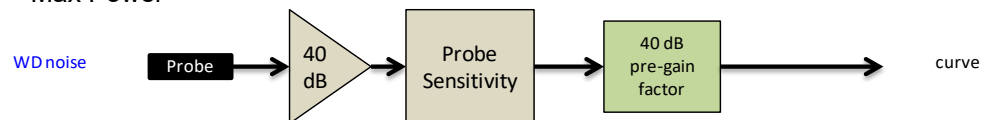
### 2. Codec Configuration

An investigation was performed to determine the audio codec configuration to be used for testing. The WB AMR 6.60kbps setting was used for the audio codec on the CMW500 for VoLTE over IMS T-coil testing. See below table for comparisons between different codecs and codec data rates:

**Table 5-2**  
**AMR Codec Investigation – VoLTE over IMS**

| Codec Setting:     | WB AMR 23.85kbps | WB AMR 6.60kbps | NB AMR 12.2kbps | NB AMR 4.75kbps | Orientation | Band / BW              | Channel |
|--------------------|------------------|-----------------|-----------------|-----------------|-------------|------------------------|---------|
| ABM1 (dBA/m)       | -3.21            | -4.11           | 1.09            | 1.11            | Axial       | LTE Band 2<br>20MHz BW | 18900   |
| ABM2 (dBA/m)       | -35.78           | -35.94          | -35.70          | -35.33          |             |                        |         |
| Frequency Response | Pass             | Pass            | Pass            | Pass            |             |                        |         |
| S+N/N (dB)         | 32.57            | 31.83           | 36.79           | 36.44           |             |                        |         |

- Mute on; Backlight off; Max Volume; Max Contrast
- TPC = “Max Power”



**Figure 5-2**  
**Audio Band Magnetic Curve Measurement Block Diagram**

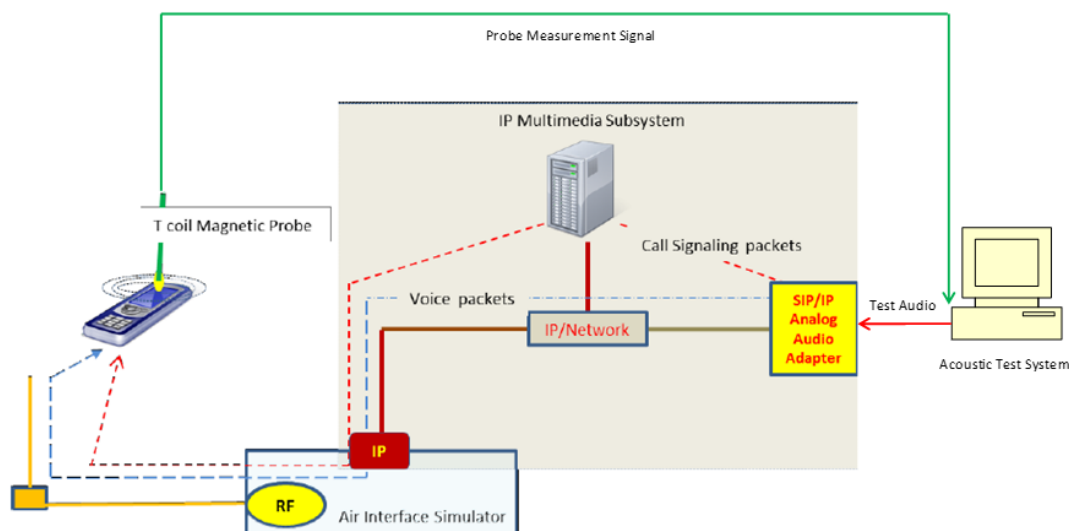
|                                     |  |                               |    |                                 |
|-------------------------------------|--|-------------------------------|----|---------------------------------|
| FCC ID: ZNFL211BL                   | PCTEST<br>ENGINEERING LABORATORY, INC. | HAC (T-COIL) TEST REPORT      | LG | Approved by:<br>Quality Manager |
| Filename:<br>1M1804240084-08-R1.ZNF | Test Dates:<br>05/17/2018 - 05/18/2018 | DUT Type:<br>Portable Handset |    | Page 18 of 67                   |

## 6. VOWIFI TEST SYSTEM SETUP AND DUT CONFIGURATION

### I. Test System Setup for VoWIFI over IMS T-coil Testing

#### 1. Equipment Setup

The general test setup used for VoWIFI over IMS, or CMRS WIFI Calling, is shown below. The callbox used when performing VoWIFI over IMS T-coil measurements is a CMW500. The Data Application Unit (DAU) of the CMW500 was used to simulate the IP Multimedia Subsystem (IMS) server.



**Figure 6-1**  
**Test Setup for VoWIFI over IMS T-Coil Measurements**

#### 2. Audio Level Settings

According to KDB 285076 D02 released by the FCC OET regarding the appropriate audio levels to be used for VoWIFI over IMS T-Coil testing, -20dBm0 shall be used for the normal speech input level<sup>2</sup>. The CMW500 base station simulator was manually configured to ensure that the settings for speech input and full scale levels resulted in the -20dBm0 speech input level to the DUT for the VoWIFI over IMS connection.

<sup>2</sup> FCC Office of Engineering and Technology KDB, "285076 D02 T-Coil Testing for CMRS IP v03," September 13, 2017

|  |   |                                      |           |  |
|--|---|--------------------------------------|-----------|--|
| <b>FCC ID:</b> ZNFL211BL                   | <b>PCTEST</b><br>ENGINEERING LABORATORY, INC. | <b>HAC (T-COIL) TEST REPORT</b>      | <b>LG</b> | <b>Approved by:</b><br>Quality Manager |
| <b>Filename:</b><br>1M1804240084-08-R1.ZNF | <b>Test Dates:</b><br>05/17/2018 - 05/18/2018 | <b>DUT Type:</b><br>Portable Handset |           | Page 19 of 67                          |

## II. DUT Configuration for VoWiFi over IMS T-coil Testing

### 1. Radio Configuration

An investigation was performed on all applicable data rates and modulations to determine the radio configuration to be used for testing. See tables below for SNNR comparison between radio configurations in each 802.11 standard:

**Table 6-1**  
**802.11b SNNR by Radio Configuration**



| Mode    | Channel | Modulation | Data Rate [Mbps] | ABM1 [dB(A/m)] | ABM2 [dB(A/m)] | SNNR [dB] |
|---------|---------|------------|------------------|----------------|----------------|-----------|
| 802.11b | 6       | DSSS       | 1                | -12.48         | -34.55         | 22.07     |
| 802.11b | 6       | DSSS       | 2                | -12.14         | -34.23         | 22.09     |
| 802.11b | 6       | CCK        | 5.5              | -12.61         | -35.28         | 22.67     |
| 802.11b | 6       | CCK        | 11               | -12.25         | -34.99         | 22.74     |

**Table 6-2**  
**802.11g SNNR by Radio Configuration**

| Mode    | Channel | Modulation | Data Rate [Mbps] | ABM1 [dB(A/m)] | ABM2 [dB(A/m)] | SNNR [dB] |
|---------|---------|------------|------------------|----------------|----------------|-----------|
| 802.11g | 6       | BPSK       | 6                | -12.35         | -36.06         | 23.71     |
| 802.11g | 6       | BPSK       | 9                | -12.85         | -36.19         | 23.34     |
| 802.11g | 6       | QPSK       | 12               | -12.30         | -35.84         | 23.54     |
| 802.11g | 6       | QPSK       | 18               | -12.35         | -36.31         | 23.96     |
| 802.11g | 6       | 16-QAM     | 24               | -12.81         | -36.30         | 23.49     |
| 802.11g | 6       | 16-QAM     | 36               | -12.81         | -36.28         | 23.47     |
| 802.11g | 6       | 64-QAM     | 48               | -12.63         | -36.28         | 23.65     |
| 802.11g | 6       | 64-QAM     | 54               | -12.79         | -36.54         | 23.75     |

**Table 6-3**  
**802.11n SNNR by Radio Configuration**

| Mode    | Channel | Modulation | Data Rate [Mbps] | ABM1 [dB(A/m)] | ABM2 [dB(A/m)] | SNNR [dB] |
|---------|---------|------------|------------------|----------------|----------------|-----------|
| 802.11n | 6       | BPSK       | 6.5              | -12.79         | -35.98         | 23.19     |
| 802.11n | 6       | QPSK       | 13               | -12.88         | -35.68         | 22.80     |
| 802.11n | 6       | QPSK       | 19.5             | -12.32         | -36.03         | 23.71     |
| 802.11n | 6       | 16-QAM     | 26               | -12.81         | -35.77         | 22.96     |
| 802.11n | 6       | 16-QAM     | 39               | -12.51         | -36.45         | 23.94     |
| 802.11n | 6       | 64-QAM     | 52               | -12.79         | -36.10         | 23.31     |
| 802.11n | 6       | 64-QAM     | 58.5             | -12.71         | -36.16         | 23.45     |
| 802.11n | 6       | 64-QAM     | 65               | -13.00         | -36.60         | 23.60     |

|                                     |   |                               |   |                                 |
|-------------------------------------|---|-------------------------------|---|---------------------------------|
| FCC ID: ZNLF211BL                   |  | HAC (T-COIL) TEST REPORT      |  | Approved by:<br>Quality Manager |
| Filename:<br>1M1804240084-08-R1.ZNF | Test Dates:<br>05/17/2018 - 05/18/2018  | DUT Type:<br>Portable Handset |   | Page 20 of 67                   |

© 2018 PCTEST Engineering Laboratory, Inc.

REV 3.2.M  
04/17/2018

© 2018 PCTEST Engineering Laboratory, Inc. All rights reserved. Unless otherwise specified, no part of this report may be reproduced or utilized in any part, form or by any means, electronic or mechanical, including photocopying and microfilm, without permission in writing from PCTEST Engineering Laboratory, Inc. If you have any questions about this international copyright or have an enquiry about obtaining additional rights to this report or assembly of contents thereof, please contact INFO@PCTEST.COM.

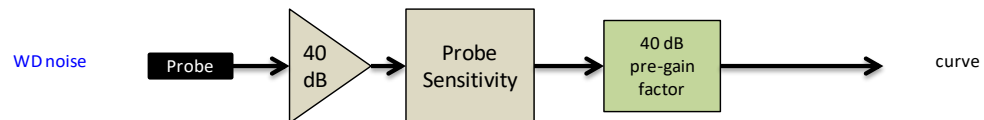
## 2. Codec Configuration

An investigation was performed to determine the audio codec configuration to be used for testing. The WB AMR 6.6kbps setting was used for the audio codec on the CMW500 for VoWiFi over IMS T-coil testing. See below table for comparisons between different codecs and codec data rates:

**Table 6-4**  
**AMR Codec Investigation – VoWiFi over IMS**

| Codec Setting:     | WB AMR<br>23.85kbps | WB AMR<br>6.60kbps | NB AMR<br>12.2kbps | NB AMR<br>4.75kbps | Orientation | Band   | Standard     | Channel |
|--------------------|---------------------|--------------------|--------------------|--------------------|-------------|--------|--------------|---------|
| ABM1 (dBA/m)       | -8.00               | -9.33              | -4.14              | -3.85              | Axial       | 2.4GHz | IEEE 802.11b | 6       |
| ABM2 (dBA/m)       | -41.04              | -41.69             | -42.42             | -41.41             |             |        |              |         |
| Frequency Response | Pass                | Pass               | Pass               | Pass               |             |        |              |         |
| S+N/N (dB)         | 33.04               | 32.36              | 38.28              | 37.56              |             |        |              |         |

- Mute on; Backlight off; Max Volume; Max Contrast



**Figure 6-2**  
**Audio Band Magnetic Curve Measurement Block Diagram**

|                                     |  |                               |    |                                 |
|-------------------------------------|--|-------------------------------|----|---------------------------------|
| FCC ID: ZNFL211BL                   | PCTEST<br>ENGINEERING LABORATORY, INC. | HAC (T-COIL) TEST REPORT      | LG | Approved by:<br>Quality Manager |
| Filename:<br>1M1804240084-08-R1.ZNF | Test Dates:<br>05/17/2018 - 05/18/2018 | DUT Type:<br>Portable Handset |    | Page 21 of 67                   |

## 7. OTT VOIP TEST SYSTEM AND DUT CONFIGURATION

### I. Test System Setup for OTT VoIP T-Coil Testing

#### 1. OTT VoIP Application

Google Duo is a pre-installed application on the DUT which allows for VoIP calls in a held-to-ear scenario. Duo uses the OPUS audio codec and supports a bitrate range of 6kb/s to 64kb/s. All air interfaces capable of a data connection were evaluated with Google Duo.

#### 2. Equipment Setup

A CMW500 callbox was used to perform OTT VoIP T-coil measurements. The Data Application Unit (DAU) of the CMW500 was connected to the internet and allowed for an IP data connection on the DUT. An auxiliary VoIP unit was used to initiate an OTT VoIP call to the DUT. The auxiliary VoIP unit allowed for the configuration and monitoring of the OTT VoIP codec bitrate during a call. Both high and low bitrate settings were evaluated in to determine the worst-case configuration.

#### 3. Audio Level Settings

According to KDB 285076 D02, the average speech level of -20dBm0 shall be used for protocols not specifically listed in Table 7.1 of ANSI C63.19-2011 or the ANSI C63.19-2011 VoLTE interpretation<sup>3</sup>. The auxiliary VoIP unit allowed for monitoring the signal input level to ensure that the settings for speech input and full scale levels resulted in the -20dBm0 speech input level to the DUT for the OTT VoIP call.

### II. DUT Configuration for OTT VoIP T-Coil Testing



#### 1. Codec Configuration

An investigation was performed for each applicable data mode to determine the audio codec configuration to be used for testing. The 6kbps codec setting was used for the audio codec on the auxiliary VoIP unit for OTT VoIP T-Coil testing. See below tables for comparisons between codec data rates on all applicable data modes:

**Table 7-1**  
**Codec Investigation – OTT VoIP (EDGE)**

| Codec Setting:     | 64kbps | 6kbps  | Orientation | Channel |
|--------------------|--------|--------|-------------|---------|
| ABM1 (dBA/m)       | 8.51   | 8.68   | Axial       | 661     |
| ABM2 (dBA/m)       | -35.35 | -34.92 |             |         |
| Frequency Response | Pass   | Pass   |             |         |
| S+N/N (dB)         | 43.86  | 43.60  |             |         |

<sup>3</sup> FCC Office of Engineering and Technology KDB, "285076 D02 T-Coil Testing for CMRS IP v03," September 13, 2017

|                                     |   |                               |   |                                 |
|-------------------------------------|---|-------------------------------|---|---------------------------------|
| FCC ID: ZNFL211BL                   |  <b>PCTEST</b><br>ENGINEERING LABORATORY, INC. | HAC (T-COIL) TEST REPORT      |  <b>LG</b> | Approved by:<br>Quality Manager |
| Filename:<br>1M1804240084-08-R1.ZNF | Test Dates:<br>05/17/2018 - 05/18/2018  | DUT Type:<br>Portable Handset |   | Page 22 of 67                   |

**Table 7-2**  
**Codec Investigation – OTT VoIP (HSPA)**

| Codec Setting:     | 64kbps | 6kbps  | Orientation | Channel |
|--------------------|--------|--------|-------------|---------|
| ABM1 (dBA/m)       | 9.08   | 8.86   | Axial       | 9400    |
| ABM2 (dBA/m)       | -38.06 | -37.67 |             |         |
| Frequency Response | Pass   | Pass   |             |         |
| S+N/N (dB)         | 47.14  | 46.53  |             |         |


**Table 7-3**  
**Codec Investigation – OTT VoIP (LTE)**

| Codec Setting:     | 64kbps | 6kbps  | Orientation | Band / BW        | Channel |
|--------------------|--------|--------|-------------|------------------|---------|
| ABM1 (dBA/m)       | 8.58   | 8.60   | Axial       | Band 66<br>20MHz | 132322  |
| ABM2 (dBA/m)       | -35.92 | -35.76 |             |                  |         |
| Frequency Response | Pass   | Pass   |             |                  |         |
| S+N/N (dB)         | 44.50  | 44.36  |             |                  |         |

**Table 7-4**  
**Codec Investigation – OTT VoIP (WIFI)**

| Codec Setting:     | 64kbps | 6kbps  | Orientation | Band   | Standard     | Channel |
|--------------------|--------|--------|-------------|--------|--------------|---------|
| ABM1 (dBA/m)       | 8.76   | 8.32   | Axial       | 2.4GHz | IEEE 802.11b | 6       |
| ABM2 (dBA/m)       | -39.66 | -38.18 |             |        |              |         |
| Frequency Response | Pass   | Pass   |             |        |              |         |
| S+N/N (dB)         | 48.42  | 46.50  |             |        |              |         |

- Mute on; Backlight off; Max Volume; Max Contrast
- Radio Configurations can be found in Section 9.II.F



**Figure 7-1**  
**Audio Band Magnetic Curve Measurement Block Diagram**

|                                     |  |                                 |               |                                 |
|-------------------------------------|--|---------------------------------|---------------|---------------------------------|
| FCC ID: ZNFL211BL                   | <b>PCTEST</b><br><small>ENGINEERING LABORATORY, INC.</small> | <b>HAC (T-COIL) TEST REPORT</b> | <b>LG</b>     | Approved by:<br>Quality Manager |
| Filename:<br>1M1804240084-08-R1.ZNF | Test Dates:<br>05/17/2018 - 05/18/2018                       | DUT Type:<br>Portable Handset   | Page 23 of 67 |                                 |

© 2018 PCTEST Engineering Laboratory, Inc.

REV 3.2.M  
04/17/2018



© 2018 PCTEST Engineering Laboratory, Inc. All rights reserved. Unless otherwise specified, no part of this report may be reproduced or utilized in any part, form or by any means, electronic or mechanical, including photocopying and microfilm, without permission in writing from PCTEST Engineering Laboratory, Inc. If you have any questions about this international copyright or have an enquiry about obtaining additional rights to this report or assembly of contents thereof, please contact INFO@PCTEST.COM.

## 2. Radio Configuration for OTT VoIP (LTE)

An investigation was performed to determine the worst-case LTE band to be used for OTT VoIP testing. LTE Band 66 was used for the testing as the worst-case configuration for the handset. See below table for SNNR comparison between different LTE bands:

**Table 7-5  
OTT VoIP (LTE) SNNR by LTE Band**

| Band | Frequency [MHz] | Channel | Bandwidth [MHz] | Modulation | RB Size | RB Offset | ABM1 [dB(A/m)] | ABM2 [dB(A/m)] | SNNR [dB] |
|------|-----------------|---------|-----------------|------------|---------|-----------|----------------|----------------|-----------|
| 2    | 1880.0          | 18900   | 20              | 16QAM      | 1       | 0         | 5.43           | -35.89         | 41.32     |
| 5    | 836.5           | 20525   | 10              | 16QAM      | 1       | 0         | 4.98           | -35.96         | 40.94     |
| 12   | 707.5           | 23095   | 10              | 16QAM      | 1       | 0         | 5.45           | -36.09         | 41.54     |
| 66   | 1745.0          | 132322  | 20              | 16QAM      | 1       | 0         | 4.55           | -35.66         | 40.21     |
| 71   | 680.5           | 133297  | 20              | 16QAM      | 1       | 0         | 4.84           | -36.30         | 41.14     |

|                                     |   |                               |   |                                 |
|-------------------------------------|---|-------------------------------|---|---------------------------------|
| FCC ID: ZNFL211BL                   |  | HAC (T-COIL) TEST REPORT      |  | Approved by:<br>Quality Manager |
| Filename:<br>1M1804240084-08-R1.ZNF | Test Dates:<br>05/17/2018 - 05/18/2018  | DUT Type:<br>Portable Handset |   | Page 24 of 67                   |

## 8. FCC 3G MEASUREMENTS

### I. UMTS Test Configurations

AMR at 12.2kbps, 13.6kbps SRB was used for the testing as the worst-case configuration for the handset. See below plot for ABM noise comparison between vocoder rates:



Figure 8-1  
UMTS Audio Band Magnetic Noise

Table 8-1  
Codec Investigation - UMTS

| Codec Setting:     | AMR 12.2kbps | AMR 7.95kbps | AMR 4.75kbps | Orientation | Channel |
|--------------------|--------------|--------------|--------------|-------------|---------|
| ABM1 (dBA/m)       | 1.29         | 1.15         | 0.70         | Axial       | 9262    |
| ABM2 (dBA/m)       | -38.88       | -39.67       | -40.01       |             |         |
| Frequency Response | Pass         | Pass         | Pass         |             |         |
| S+N/N (dB)         | 40.17        | 40.82        | 40.71        |             |         |

- Mute on; Backlight off; Max Volume; Max Contrast
- TPC="All 1s"

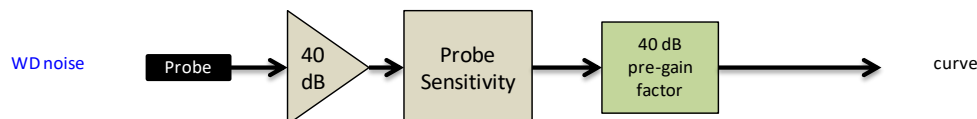




Figure 8-2  
Audio Band Magnetic Curve Measurement Block Diagram

|                                     |   |                               |   |                                 |
|-------------------------------------|---|-------------------------------|---|---------------------------------|
| FCC ID: ZNFL211BL                   |  | HAC (T-COIL) TEST REPORT      |  | Approved by:<br>Quality Manager |
| Filename:<br>1M1804240084-08-R1.ZNF | Test Dates:<br>05/17/2018 - 05/18/2018  | DUT Type:<br>Portable Handset |   | Page 25 of 67                   |

© 2018 PCTEST Engineering Laboratory, Inc.



REV 3.2.M  
04/17/2018

© 2018 PCTEST Engineering Laboratory, Inc. All rights reserved. Unless otherwise specified, no part of this report may be reproduced or utilized in any part, form or by any means, electronic or mechanical, including photocopying and microfilm, without permission in writing from PCTEST Engineering Laboratory, Inc. If you have any questions about this international copyright or have an enquiry about obtaining additional rights to this report or assembly of contents thereof, please contact INFO@PCTEST.COM.

## 9. T-COIL TEST SUMMARY

Table 9-1  
Consolidated Tabled Results

|                    |          | Freq. Response Margin |        | Magnetic Intensity Verdict |        | FCC SNNR Verdict |        | Margin from FCC Limit (dB) | C63.19-2011 Rating |
|--------------------|----------|-----------------------|--------|----------------------------|--------|------------------|--------|----------------------------|--------------------|
| C63.19 Section     |          | 8.3.2                 |        | 8.3.1                      |        | 8.3.4            |        |                            |                    |
|                    |          | Axial                 | Radial | Axial                      | Radial | Axial            | Radial |                            |                    |
| GSM                | Cellular | PASS                  | NA     | PASS                       | PASS   | PASS             | PASS   | -2.19                      | T3                 |
|                    | PCS      | PASS                  | NA     | PASS                       | PASS   | PASS             | PASS   |                            |                    |
| EDGE (OTT VoIP)    | Cellular | PASS                  | NA     | PASS                       | PASS   | PASS             | PASS   | -12.14                     | T4                 |
|                    | PCS      | PASS                  | NA     | PASS                       | PASS   | PASS             | PASS   |                            |                    |
| UMTS               | Cellular | PASS                  | NA     | PASS                       | PASS   | PASS             | PASS   | -12.73                     | T4                 |
|                    | AWS      | PASS                  | NA     | PASS                       | PASS   | PASS             | PASS   |                            |                    |
|                    | PCS      | PASS                  | NA     | PASS                       | PASS   | PASS             | PASS   |                            |                    |
| HSPA (OTT VoIP)    | Cellular | PASS                  | NA     | PASS                       | PASS   | PASS             | PASS   | -21.50                     | T4                 |
|                    | AWS      | PASS                  | NA     | PASS                       | PASS   | PASS             | PASS   |                            |                    |
|                    | PCS      | PASS                  | NA     | PASS                       | PASS   | PASS             | PASS   |                            |                    |
| LTE FDD            | B71      | PASS                  | NA     | PASS                       | PASS   | PASS             | PASS   | -6.43                      | T3                 |
|                    | B12      | PASS                  | NA     | PASS                       | PASS   | PASS             | PASS   |                            |                    |
|                    | B5       | PASS                  | NA     | PASS                       | PASS   | PASS             | PASS   |                            |                    |
|                    | B66      | PASS                  | NA     | PASS                       | PASS   | PASS             | PASS   |                            |                    |
|                    | B2       | PASS                  | NA     | PASS                       | PASS   | PASS             | PASS   |                            |                    |
| LTE FDD (OTT VoIP) | B66      | PASS                  | NA     | PASS                       | PASS   | PASS             | PASS   | -20.41                     | T4                 |
| WLAN               | 802.11b  | PASS                  | NA     | PASS                       | PASS   | PASS             | PASS   | -2.03                      | T3                 |
|                    | 802.11g  | PASS                  | NA     | PASS                       | PASS   | PASS             | PASS   |                            |                    |
|                    | 802.11n  | PASS                  | NA     | PASS                       | PASS   | PASS             | PASS   |                            |                    |
| WLAN (OTT VoIP)    | 802.11b  | PASS                  | NA     | PASS                       | PASS   | PASS             | PASS   | -15.32                     | T4                 |
|                    | 802.11g  | PASS                  | NA     | PASS                       | PASS   | PASS             | PASS   |                            |                    |
|                    | 802.11n  | PASS                  | NA     | PASS                       | PASS   | PASS             | PASS   |                            |                    |

|                                     |  |                               |  |                                 |
|-------------------------------------|--|-------------------------------|--|---------------------------------|
| FCC ID: ZNFL211BL                   |  PCTEST<br>ENGINEERING LABORATORY, INC. | HAC (T-COIL) TEST REPORT      |  LG | Approved by:<br>Quality Manager |
| Filename:<br>1M1804240084-08-R1.ZNF | Test Dates:<br>05/17/2018 - 05/18/2018   | DUT Type:<br>Portable Handset |  | Page 26 of 67                   |

© 2018 PCTEST Engineering Laboratory, Inc.

REV 3.2.M  
04/17/2018

© 2018 PCTEST Engineering Laboratory, Inc. All rights reserved. Unless otherwise specified, no part of this report may be reproduced or utilized in any part, form or by any means, electronic or mechanical, including photocopying and microfilm, without permission in writing from PCTEST Engineering Laboratory, Inc. If you have any questions about this international copyright or have an enquiry about obtaining additional rights to this report or assembly of contents thereof, please contact INFO@PCTEST.COM.

## I. Raw Handset Data

**Table 9-2**  
**Raw Data Results for GSM**



| Mode    | Orientation | Channel | ABM1<br>[dB(A/m)] | ABM2<br>[dB(A/m)] | Ambient Noise<br>[dB(A/m)] | Frequency<br>Response<br>Margin (dB) | S+N/N<br>(dB) | FCC Limit<br>(dB) | Margin from<br>FCC Limit<br>(dB) | C63.19-2011<br>Rating | Test<br>Coordinates |
|---------|-------------|---------|-------------------|-------------------|----------------------------|--------------------------------------|---------------|-------------------|----------------------------------|-----------------------|---------------------|
| GSM850  | Axial       | 128     | 4.18              | -27.62            | -61.54                     | 1.64                                 | 31.80         | 20.00             | -11.80                           | T4                    | 3.2, 2.4            |
|         |             | 190     | 4.10              | -27.34            |                            | 1.72                                 | 31.44         | 20.00             | -11.44                           | T4                    |                     |
|         |             | 251     | 4.12              | -27.45            |                            | 1.71                                 | 31.57         | 20.00             | -11.57                           | T4                    |                     |
|         | Radial      | 128     | -0.33             | -24.13            | -61.80                     | N/A                                  | 23.80         | 20.00             | -3.80                            | T3                    | 2.8, 2.2            |
|         |             | 190     | -0.35             | -22.57            |                            |                                      | 22.22         | 20.00             | -2.22                            | T3                    |                     |
|         |             | 251     | -0.46             | -22.65            |                            |                                      | 22.19         | 20.00             | -2.19                            | T3                    |                     |
| GSM1900 | Axial       | 512     | 4.28              | -32.32            | -61.54                     | 1.72                                 | 36.60         | 20.00             | -16.60                           | T4                    | 3.2, 2.4            |
|         |             | 661     | 4.32              | -32.28            |                            | 1.70                                 | 36.60         | 20.00             | -16.60                           | T4                    |                     |
|         |             | 810     | 4.26              | -32.87            |                            | 1.73                                 | 37.13         | 20.00             | -17.13                           | T4                    |                     |
|         | Radial      | 512     | -0.46             | -28.76            | -61.80                     | N/A                                  | 28.30         | 20.00             | -8.30                            | T3                    | 2.8, 2.2            |
|         |             | 661     | -0.50             | -29.13            |                            |                                      | 28.63         | 20.00             | -8.63                            | T3                    |                     |
|         |             | 810     | -0.49             | -29.63            |                            |                                      | 29.14         | 20.00             | -9.14                            | T3                    |                     |

**Table 9-3**  
**Raw Data Results for UMTS**

| Mode    | Orientation | Channel | ABM1<br>[dB(A/m)] | ABM2<br>[dB(A/m)] | Ambient Noise<br>[dB(A/m)] | Frequency<br>Response<br>Margin (dB) | S+N/N<br>(dB) | FCC Limit<br>(dB) | Margin from<br>FCC Limit<br>(dB) | C63.19-2011<br>Rating | Test<br>Coordinates |
|---------|-------------|---------|-------------------|-------------------|----------------------------|--------------------------------------|---------------|-------------------|----------------------------------|-----------------------|---------------------|
| UMTS V  | Axial       | 4132    | 0.81              | -38.27            | -61.54                     | 1.71                                 | 39.08         | 20.00             | -19.08                           | T4                    | 3.2, 2.4            |
|         |             | 4183    | 1.09              | -38.63            |                            | 1.71                                 | 39.72         | 20.00             | -19.72                           | T4                    |                     |
|         |             | 4233    | 0.79              | -39.61            |                            | 1.69                                 | 40.40         | 20.00             | -20.40                           | T4                    |                     |
|         | Radial      | 4132    | -3.97             | -36.82            | -61.80                     | N/A                                  | 32.85         | 20.00             | -12.85                           | T4                    | 2.8, 2.2            |
|         |             | 4183    | -3.94             | -36.77            |                            |                                      | 32.83         | 20.00             | -12.83                           | T4                    |                     |
|         |             | 4233    | -3.83             | -36.90            |                            |                                      | 33.07         | 20.00             | -13.07                           | T4                    |                     |
| UMTS IV | Axial       | 1312    | 0.86              | -39.39            | -61.54                     | 1.75                                 | 40.25         | 20.00             | -20.25                           | T4                    | 3.2, 2.4            |
|         |             | 1412    | 0.84              | -39.53            |                            | 1.70                                 | 40.37         | 20.00             | -20.37                           | T4                    |                     |
|         |             | 1513    | 0.87              | -39.37            |                            | 1.71                                 | 40.24         | 20.00             | -20.24                           | T4                    |                     |
|         | Radial      | 1312    | -3.84             | -36.73            | -61.80                     | N/A                                  | 32.89         | 20.00             | -12.89                           | T4                    | 2.8, 2.2            |
|         |             | 1412    | -3.94             | -36.67            |                            |                                      | 32.73         | 20.00             | -12.73                           | T4                    |                     |
|         |             | 1513    | -3.96             | -36.86            |                            |                                      | 32.90         | 20.00             | -12.90                           | T4                    |                     |
| UMTS II | Axial       | 9262    | 1.23              | -39.05            | -61.54                     | 1.70                                 | 40.28         | 20.00             | -20.28                           | T4                    | 3.2, 2.4            |
|         |             | 9400    | 0.90              | -37.92            |                            | 1.73                                 | 38.82         | 20.00             | -18.82                           | T4                    |                     |
|         |             | 9538    | 0.85              | -39.11            |                            | 1.72                                 | 39.96         | 20.00             | -19.96                           | T4                    |                     |
|         | Radial      | 9262    | -3.57             | -36.63            | -61.80                     | N/A                                  | 33.06         | 20.00             | -13.06                           | T4                    | 2.8, 2.2            |
|         |             | 9400    | -3.66             | -36.59            |                            |                                      | 32.93         | 20.00             | -12.93                           | T4                    |                     |
|         |             | 9538    | -3.79             | -36.74            |                            |                                      | 32.95         | 20.00             | -12.95                           | T4                    |                     |

**Table 9-4**  
**Raw Data Results for LTE B71**

| Mode        | Orientation | Bandwidth | Channel | ABM1<br>[dB(A/m)] | ABM2<br>[dB(A/m)] | Ambient Noise<br>[dB(A/m)] | Frequency<br>Response<br>Margin (dB) | S+N/N<br>(dB) | FCC Limit<br>(dB) | Margin from<br>FCC Limit<br>(dB) | C63.19-2011<br>Rating | Test<br>Coordinates |
|-------------|-------------|-----------|---------|-------------------|-------------------|----------------------------|--------------------------------------|---------------|-------------------|----------------------------------|-----------------------|---------------------|
| LTE Band 71 | Axial       | 20MHz     | 133297  | -4.21             | -37.26            | -61.54                     | 1.27                                 | 33.05         | 20.00             | -13.05                           | T4                    | 3.2, 2.4            |
|             |             | 15MHz     | 133297  | -4.23             | -35.21            |                            | 1.36                                 | 30.98         | 20.00             | -10.98                           | T4                    |                     |
|             |             | 10MHz     | 133297  | -4.09             | -37.14            |                            | 1.24                                 | 33.05         | 20.00             | -13.05                           | T4                    |                     |
|             |             | 5MHz      | 133297  | -4.29             | -36.66            |                            | 1.17                                 | 32.37         | 20.00             | -12.37                           | T4                    |                     |
|             | Radial      | 20MHz     | 133297  | -8.77             | -35.94            | -61.80                     | N/A                                  | 27.17         | 20.00             | -7.17                            | T3                    | 2.8, 2.2            |
|             |             | 15MHz     | 133297  | -8.98             | -36.03            |                            |                                      | 27.05         | 20.00             | -7.05                            | T3                    |                     |
|             |             | 10MHz     | 133297  | -8.91             | -36.29            |                            |                                      | 27.38         | 20.00             | -7.38                            | T3                    |                     |
|             |             | 5MHz      | 133297  | -8.76             | -36.47            |                            |                                      | 27.71         | 20.00             | -7.71                            | T3                    |                     |

|                                     |   |                               |   |                                 |
|-------------------------------------|---|-------------------------------|---|---------------------------------|
| FCC ID: ZNFL211BL                   |  | HAC (T-COIL) TEST REPORT      |  | Approved by:<br>Quality Manager |
| Filename:<br>1M1804240084-08-R1.ZNF | Test Dates:<br>05/17/2018 - 05/18/2018  | DUT Type:<br>Portable Handset |   | Page 27 of 67                   |

© 2018 PCTEST Engineering Laboratory, Inc.

REV 3.2.M  
04/17/2018

© 2018 PCTEST Engineering Laboratory, Inc. All rights reserved. Unless otherwise specified, no part of this report may be reproduced or utilized in any part, form or by any means, electronic or mechanical, including photocopying and microfilm, without permission in writing from PCTEST Engineering Laboratory, Inc. If you have any questions about this international copyright or have an enquiry about obtaining additional rights to this report or assembly of contents thereof, please contact INFO@PCTEST.COM.

**Table 9-5**  
**Raw Data Results for LTE B12**

| Mode        | Orientation | Bandwidth | Channel | ABM1<br>[dB(A/m)] | ABM2<br>[dB(A/m)] | Ambient Noise<br>[dB(A/m)] | Frequency<br>Response<br>Margin (dB) | S+N/N<br>(dB) | FCC Limit<br>(dB) | Margin from<br>FCC Limit<br>(dB) | C63.19-2011<br>Rating | Test<br>Coordinates |
|-------------|-------------|-----------|---------|-------------------|-------------------|----------------------------|--------------------------------------|---------------|-------------------|----------------------------------|-----------------------|---------------------|
| LTE Band 12 | Axial       | 10MHz     | 23095   | -4.26             | -37.45            | -61.54                     | 1.28                                 | 33.19         | 20.00             | -13.19                           | T4                    | 3.2, 2.4            |
|             |             | 5MHz      | 23095   | -4.06             | -37.10            |                            | 1.31                                 | 33.04         | 20.00             | -13.04                           | T4                    |                     |
|             |             | 3MHz      | 23095   | -4.24             | -37.01            |                            | 1.16                                 | 32.77         | 20.00             | -12.77                           | T4                    |                     |
|             |             | 1.4MHz    | 23095   | -4.16             | -37.27            |                            | 1.32                                 | 33.11         | 20.00             | -13.11                           | T4                    |                     |
|             | Radial      | 10MHz     | 23095   | -8.83             | -36.00            | -61.80                     | N/A                                  | 27.17         | 20.00             | -7.17                            | T3                    | 2.8, 2.2            |
|             |             | 5MHz      | 23095   | -8.97             | -36.20            |                            |                                      | 27.23         | 20.00             | -7.23                            | T3                    |                     |
|             |             | 3MHz      | 23095   | -8.63             | -36.30            |                            |                                      | 27.67         | 20.00             | -7.67                            | T3                    |                     |
|             |             | 1.4MHz    | 23095   | -8.58             | -36.11            |                            |                                      | 27.53         | 20.00             | -7.53                            | T3                    |                     |

**Table 9-6**  
**Raw Data Results for LTE B5**



| Mode       | Orientation | Bandwidth | Channel | ABM1<br>[dB(A/m)] | ABM2<br>[dB(A/m)] | Ambient Noise<br>[dB(A/m)] | Frequency<br>Response<br>Margin (dB) | S+N/N<br>(dB) | FCC Limit<br>(dB) | Margin from<br>FCC Limit<br>(dB) | C63.19-2011<br>Rating | Test<br>Coordinates |
|------------|-------------|-----------|---------|-------------------|-------------------|----------------------------|--------------------------------------|---------------|-------------------|----------------------------------|-----------------------|---------------------|
| LTE Band 5 | Axial       | 10MHz     | 20525   | -4.13             | -37.12            | -61.54                     | 1.22                                 | 32.99         | 20.00             | -12.99                           | T4                    | 3.2, 2.4            |
|            |             | 5MHz      | 20525   | -4.08             | -37.16            |                            | 1.33                                 | 33.08         | 20.00             | -13.08                           | T4                    |                     |
|            |             | 3MHz      | 20525   | -4.23             | -37.38            |                            | 1.20                                 | 33.15         | 20.00             | -13.15                           | T4                    |                     |
|            |             | 1.4MHz    | 20525   | -4.26             | -37.19            |                            | 1.25                                 | 32.93         | 20.00             | -12.93                           | T4                    |                     |
|            | Radial      | 10MHz     | 20525   | -8.64             | -35.83            | -61.80                     | N/A                                  | 27.19         | 20.00             | -7.19                            | T3                    | 2.8, 2.2            |
|            |             | 5MHz      | 20525   | -8.56             | -36.04            |                            |                                      | 27.48         | 20.00             | -7.48                            | T3                    |                     |
|            |             | 3MHz      | 20525   | -8.84             | -36.07            |                            |                                      | 27.23         | 20.00             | -7.23                            | T3                    |                     |
|            |             | 1.4MHz    | 20525   | -8.81             | -36.34            |                            |                                      | 27.53         | 20.00             | -7.53                            | T3                    |                     |

**Table 9-7**  
**Raw Data Results for LTE B66**

| Mode        | Orientation | Bandwidth | Channel | ABM1<br>[dB(A/m)] | ABM2<br>[dB(A/m)] | Ambient Noise<br>[dB(A/m)] | Frequency<br>Response<br>Margin (dB) | S+N/N<br>(dB) | FCC Limit<br>(dB) | Margin from<br>FCC Limit<br>(dB) | C63.19-2011<br>Rating | Test<br>Coordinates |
|-------------|-------------|-----------|---------|-------------------|-------------------|----------------------------|--------------------------------------|---------------|-------------------|----------------------------------|-----------------------|---------------------|
| LTE Band 66 | Axial       | 20MHz     | 132572  | -4.76             | -34.30            | -61.54                     | 1.30                                 | 29.54         | 20.00             | -9.54                            | T3                    | 3.2, 2.4            |
|             |             | 20MHz     | 132322  | -4.63             | -35.11            |                            | 1.21                                 | 30.48         | 20.00             | -10.48                           | T4                    |                     |
|             |             | 20MHz     | 132072  | -4.26             | -35.01            |                            | 1.31                                 | 30.75         | 20.00             | -10.75                           | T4                    |                     |
|             |             | 15MHz     | 132322  | -4.32             | -35.71            |                            | 1.44                                 | 31.39         | 20.00             | -11.39                           | T4                    |                     |
|             |             | 10MHz     | 132322  | -4.40             | -36.65            |                            | 1.31                                 | 32.25         | 20.00             | -12.25                           | T4                    |                     |
|             |             | 5MHz      | 132322  | -4.35             | -36.62            |                            | 1.23                                 | 32.27         | 20.00             | -12.27                           | T4                    |                     |
|             |             | 3MHz      | 132322  | -4.34             | -36.02            |                            | 1.40                                 | 31.68         | 20.00             | -11.68                           | T4                    |                     |
|             |             | 1.4MHz    | 132322  | -4.52             | -36.37            |                            | 1.27                                 | 31.85         | 20.00             | -11.85                           | T4                    |                     |
|             | Radial      | 20MHz     | 132572  | -9.00             | -35.43            | -61.80                     | N/A                                  | 26.43         | 20.00             | -6.43                            | T3                    | 2.8, 2.2            |
|             |             | 20MHz     | 132322  | -8.89             | -35.44            |                            |                                      | 26.55         | 20.00             | -6.55                            | T3                    |                     |
|             |             | 20MHz     | 132072  | -8.78             | -35.26            |                            |                                      | 26.48         | 20.00             | -6.48                            | T3                    |                     |
|             |             | 15MHz     | 132322  | -8.75             | -35.47            |                            |                                      | 26.72         | 20.00             | -6.72                            | T3                    |                     |
|             |             | 10MHz     | 132322  | -8.72             | -35.61            |                            |                                      | 26.89         | 20.00             | -6.89                            | T3                    |                     |
|             |             | 5MHz      | 132322  | -8.87             | -35.78            |                            |                                      | 26.91         | 20.00             | -6.91                            | T3                    |                     |
|             |             | 3MHz      | 132322  | -8.70             | -35.84            |                            |                                      | 27.14         | 20.00             | -7.14                            | T3                    |                     |
|             |             | 1.4MHz    | 132322  | -8.80             | -35.98            |                            |                                      | 27.18         | 20.00             | -7.18                            | T3                    |                     |

**Table 9-8**  
**Raw Data Results for LTE B2**

| Mode       | Orientation | Bandwidth | Channel | ABM1<br>[dB(A/m)] | ABM2<br>[dB(A/m)] | Ambient Noise<br>[dB(A/m)] | Frequency<br>Response<br>Margin (dB) | S+N/N<br>(dB) | FCC Limit<br>(dB) | Margin from<br>FCC Limit<br>(dB) | C63.19-2011<br>Rating | Test<br>Coordinates |
|------------|-------------|-----------|---------|-------------------|-------------------|----------------------------|--------------------------------------|---------------|-------------------|----------------------------------|-----------------------|---------------------|
| LTE Band 2 | Axial       | 20MHz     | 18900   | -4.74             | -35.94            | -61.54                     | 1.27                                 | 31.20         | 20.00             | -11.20                           | T4                    | 3.2, 2.4            |
|            |             | 15MHz     | 18900   | -4.83             | -36.08            |                            | 1.32                                 | 31.25         | 20.00             | -11.25                           | T4                    |                     |
|            |             | 10MHz     | 18900   | -4.09             | -36.95            |                            | 1.20                                 | 32.86         | 20.00             | -12.86                           | T4                    |                     |
|            |             | 5MHz      | 18900   | -4.03             | -36.52            |                            | 1.42                                 | 32.49         | 20.00             | -12.49                           | T4                    |                     |
|            |             | 3MHz      | 18900   | -4.18             | -36.92            |                            | 1.32                                 | 32.74         | 20.00             | -12.74                           | T4                    |                     |
|            |             | 1.4MHz    | 18900   | -4.35             | -37.00            |                            | 1.21                                 | 32.65         | 20.00             | -12.65                           | T4                    |                     |
|            | Radial      | 20MHz     | 18900   | -8.85             | -36.01            | -61.80                     | N/A                                  | 27.16         | 20.00             | -7.16                            | T3                    | 2.8, 2.2            |
|            |             | 15MHz     | 18900   | -8.78             | -35.74            |                            |                                      | 26.96         | 20.00             | -6.96                            | T3                    |                     |
|            |             | 10MHz     | 18900   | -9.00             | -36.05            |                            |                                      | 27.05         | 20.00             | -7.05                            | T3                    |                     |
|            |             | 5MHz      | 18900   | -8.95             | -36.00            |                            |                                      | 27.05         | 20.00             | -7.05                            | T3                    |                     |
|            |             | 3MHz      | 18900   | -8.69             | -36.02            |                            |                                      | 27.33         | 20.00             | -7.33                            | T3                    |                     |
|            |             | 1.4MHz    | 18900   | -8.91             | -36.07            |                            |                                      | 27.16         | 20.00             | -7.16                            | T3                    |                     |

|                                     |   |                                 |   |                                 |
|-------------------------------------|---|---------------------------------|---|---------------------------------|
| FCC ID: ZNFL211BL                   |  <b>PCTEST</b><br>ENGINEERING LABORATORY, INC. | <b>HAC (T-COIL) TEST REPORT</b> |  <b>LG</b> | Approved by:<br>Quality Manager |
| Filename:<br>1M1804240084-08-R1.ZNF | Test Dates:<br>05/17/2018 - 05/18/2018  | DUT Type:<br>Portable Handset   |   | Page 28 of 67                   |

© 2018 PCTEST Engineering Laboratory, Inc.

REV 3.2.M  
04/17/2018

© 2018 PCTEST Engineering Laboratory, Inc. All rights reserved. Unless otherwise specified, no part of this report may be reproduced or utilized in any part, form or by any means, electronic or mechanical, including photocopying and microfilm, without permission in writing from PCTEST Engineering Laboratory, Inc. If you have any questions about this international copyright or have an enquiry about obtaining additional rights to this report or assembly of contents thereof, please contact INFO@PCTEST.COM.

**Table 9-9**  
**Raw Data Results for 2.4GHz WIFI**

| Mode            | Orientation | Channel | ABM1<br>[dB(A/m)] | ABM2<br>[dB(A/m)] | Ambient Noise<br>[dB(A/m)] | Frequency<br>Response<br>Margin (dB) | S+N/N<br>(dB) | FCC Limit<br>(dB) | Margin from<br>FCC Limit<br>(dB) | C63.19-2011<br>Rating | Test<br>Coordinates |
|-----------------|-------------|---------|-------------------|-------------------|----------------------------|--------------------------------------|---------------|-------------------|----------------------------------|-----------------------|---------------------|
| WLAN<br>802.11b | Axial       | 1       | -8.78             | -41.62            | -61.54                     | 1.04                                 | 32.84         | 20.00             | -12.84                           | T4                    | 3.2, 2.4            |
|                 |             | 6       | -8.96             | -42.06            |                            | 1.07                                 | 33.10         | 20.00             | -13.10                           | T4                    |                     |
|                 |             | 11      | -9.29             | -41.89            |                            | 1.04                                 | 32.60         | 20.00             | -12.60                           | T4                    |                     |
|                 | Radial      | 1       | -12.24            | -36.08            | -61.80                     | N/A                                  | 23.84         | 20.00             | -3.84                            | T3                    | 2.8, 2.2            |
|                 |             | 6       | -12.54            | -34.57            |                            |                                      | 22.03         | 20.00             | -2.03                            | T3                    |                     |
|                 |             | 11      | -12.41            | -35.72            |                            |                                      | 23.31         | 20.00             | -3.31                            | T3                    |                     |
|                 |             |         |                   |                   |                            |                                      |               |                   |                                  |                       |                     |
| WLAN<br>802.11g | Axial       | 6       | -8.88             | -42.59            | -61.54                     | 1.19                                 | 33.71         | 20.00             | -13.71                           | T4                    | 3.2, 2.4            |
|                 | Radial      | 6       | -12.45            | -35.74            | -61.80                     | N/A                                  | 23.29         | 20.00             | -3.29                            | T3                    | 2.8, 2.2            |
|                 |             |         |                   |                   |                            |                                      |               |                   |                                  |                       |                     |
| WLAN<br>802.11n | Axial       | 6       | -8.86             | -43.07            | -61.54                     | 1.11                                 | 34.21         | 20.00             | -14.21                           | T4                    | 3.2, 2.4            |
|                 | Radial      | 6       | -12.95            | -36.22            | -61.80                     | N/A                                  | 23.27         | 20.00             | -3.27                            | T3                    | 2.8, 2.2            |

**Table 9-10**  
**Raw Data Results for EDGE (OTT VoIP)**



| Mode     | Orientation | Channel | ABM1<br>[dB(A/m)] | ABM2<br>[dB(A/m)] | Ambient Noise<br>[dB(A/m)] | Frequency<br>Response<br>Margin (dB) | S+N/N<br>(dB) | FCC Limit<br>(dB) | Margin from<br>FCC Limit<br>(dB) | C63.19-2011<br>Rating | Test<br>Coordinates |
|----------|-------------|---------|-------------------|-------------------|----------------------------|--------------------------------------|---------------|-------------------|----------------------------------|-----------------------|---------------------|
| EDGE850  | Axial       | 190     | 8.29              | -29.81            | -61.54                     | 1.66                                 | 38.10         | 20.00             | -18.10                           | T4                    | 3.2, 2.4            |
|          | Radial      | 190     | 4.61              | -27.53            | -61.80                     | N/A                                  | 32.14         | 20.00             | -12.14                           | T4                    | 2.8, 2.2            |
|          |             |         |                   |                   |                            |                                      |               |                   |                                  |                       |                     |
| EDGE1900 | Axial       | 661     | 8.32              | -35.33            | -61.54                     | 1.55                                 | 43.65         | 20.00             | -23.65                           | T4                    | 3.2, 2.4            |
|          | Radial      | 661     | 4.24              | -30.81            | -61.80                     | N/A                                  | 35.05         | 20.00             | -15.05                           | T4                    | 2.8, 2.2            |

**Table 9-11**  
**Raw Data Results for HSPA (OTT VoIP)**

| Mode    | Orientation | Channel | ABM1<br>[dB(A/m)] | ABM2<br>[dB(A/m)] | Ambient Noise<br>[dB(A/m)] | Frequency<br>Response<br>Margin (dB) | S+N/N<br>(dB) | FCC Limit<br>(dB) | Margin from<br>FCC Limit<br>(dB) | C63.19-2011<br>Rating | Test<br>Coordinates |
|---------|-------------|---------|-------------------|-------------------|----------------------------|--------------------------------------|---------------|-------------------|----------------------------------|-----------------------|---------------------|
| HSPA V  | Axial       | 4183    | 8.32              | -38.20            | -61.54                     | 1.54                                 | 46.52         | 20.00             | -26.52                           | T4                    | 3.2, 2.4            |
|         | Radial      | 4183    | 5.11              | -36.67            | -61.80                     | N/A                                  | 41.78         | 20.00             | -21.78                           | T4                    | 2.8, 2.2            |
|         |             |         |                   |                   |                            |                                      |               |                   |                                  |                       |                     |
| HSPA IV | Axial       | 1412    | 8.92              | -37.48            | -61.54                     | 1.58                                 | 46.40         | 20.00             | -26.40                           | T4                    | 3.2, 2.4            |
|         | Radial      | 1412    | 4.95              | -36.55            | -61.80                     | N/A                                  | 41.50         | 20.00             | -21.50                           | T4                    | 2.8, 2.2            |
|         |             |         |                   |                   |                            |                                      |               |                   |                                  |                       |                     |
| HSPA II | Axial       | 9400    | 8.65              | -37.64            | -61.54                     | 1.64                                 | 46.29         | 20.00             | -26.29                           | T4                    | 3.2, 2.4            |
|         | Radial      | 9400    | 4.91              | -36.73            | -61.80                     | N/A                                  | 41.64         | 20.00             | -21.64                           | T4                    | 2.8, 2.2            |

**Table 9-12**  
**Raw Data Results for LTE B66 (OTT VoIP)**

| Mode           | Orientation | Bandwidth | Channel | ABM1<br>[dB(A/m)] | ABM2<br>[dB(A/m)] | Ambient Noise<br>[dB(A/m)] | Frequency<br>Response<br>Margin (dB) | S+N/N<br>(dB) | FCC Limit<br>(dB) | Margin from<br>FCC Limit<br>(dB) | C63.19-2011<br>Rating | Test<br>Coordinates |
|----------------|-------------|-----------|---------|-------------------|-------------------|----------------------------|--------------------------------------|---------------|-------------------|----------------------------------|-----------------------|---------------------|
| LTE Band<br>66 | Axial       | 20MHz     | 132322  | 8.52              | -35.65            | -61.54                     | 1.51                                 | 44.17         | 20.00             | -24.17                           | T4                    | 3.2, 2.4            |
|                |             | 15MHz     | 132597  | 8.17              | -35.37            |                            | 1.80                                 | 43.54         | 20.00             | -23.54                           | T4                    |                     |
|                |             | 15MHz     | 132322  | 7.82              | -35.23            |                            | 1.91                                 | 43.05         | 20.00             | -23.05                           | T4                    |                     |
|                |             | 15MHz     | 132047  | 8.36              | -35.69            |                            | 1.66                                 | 44.05         | 20.00             | -24.05                           | T4                    |                     |
|                |             | 10MHz     | 132322  | 8.05              | -36.91            |                            | 1.85                                 | 44.96         | 20.00             | -24.96                           | T4                    |                     |
|                |             | 5MHz      | 132322  | 8.14              | -36.18            |                            | 1.78                                 | 44.32         | 20.00             | -24.32                           | T4                    |                     |
|                |             | 3MHz      | 132322  | 8.13              | -36.60            |                            | 1.74                                 | 44.73         | 20.00             | -24.73                           | T4                    |                     |
|                |             | 1.4MHz    | 132322  | 8.11              | -36.80            |                            | 1.57                                 | 44.91         | 20.00             | -24.91                           | T4                    |                     |
|                | Radial      | 20MHz     | 132322  | 5.36              | -35.57            | -61.80                     | N/A                                  | 40.93         | 20.00             | -20.93                           | T4                    | 2.8, 2.2            |
|                |             | 15MHz     | 132597  | 4.84              | -35.96            |                            |                                      | 40.80         | 20.00             | -20.80                           | T4                    |                     |
|                |             | 15MHz     | 132322  | 4.66              | -35.75            |                            |                                      | 40.41         | 20.00             | -20.41                           | T4                    |                     |
|                |             | 15MHz     | 132047  | 5.19              | -35.79            |                            |                                      | 40.98         | 20.00             | -20.98                           | T4                    |                     |
|                |             | 10MHz     | 132322  | 5.22              | -35.76            |                            |                                      | 40.98         | 20.00             | -20.98                           | T4                    |                     |
|                |             | 5MHz      | 132322  | 4.81              | -35.63            |                            |                                      | 40.44         | 20.00             | -20.44                           | T4                    |                     |
|                |             | 3MHz      | 132322  | 4.88              | -35.69            |                            |                                      | 40.57         | 20.00             | -20.57                           | T4                    |                     |
|                |             | 1.4MHz    | 132322  | 4.83              | -35.84            |                            |                                      | 40.67         | 20.00             | -20.67                           | T4                    |                     |

|                                     |   |                                 |   |                                 |
|-------------------------------------|---|---------------------------------|---|---------------------------------|
| FCC ID: ZNFL211BL                   |  <b>PCTEST</b><br>ENGINEERING LABORATORY, INC. | <b>HAC (T-COIL) TEST REPORT</b> |  <b>LG</b> | Approved by:<br>Quality Manager |
| Filename:<br>1M1804240084-08-R1.ZNF | Test Dates:<br>05/17/2018 - 05/18/2018  | DUT Type:<br>Portable Handset   |   | Page 29 of 67                   |

© 2018 PCTEST Engineering Laboratory, Inc.

REV 3.2.M  
04/17/2018

© 2018 PCTEST Engineering Laboratory, Inc. All rights reserved. Unless otherwise specified, no part of this report may be reproduced or utilized in any part, form or by any means, electronic or mechanical, including photocopying and microfilm, without permission in writing from PCTEST Engineering Laboratory, Inc. If you have any questions about this international copyright or have an enquiry about obtaining additional rights to this report or assembly of contents thereof, please contact INFO@PCTEST.COM.

**Table 9-13**  
**Raw Data Results for 2.4GHz WIFI (OTT VoIP)**

| Mode            | Orientation | Channel | ABM1<br>[dB(A/m)] | ABM2<br>[dB(A/m)] | Ambient Noise<br>[dB(A/m)] | Frequency<br>Response<br>Margin (dB) | S+N/N<br>(dB) | FCC Limit<br>(dB) | Margin from<br>FCC Limit<br>(dB) | C63.19-2011<br>Rating | Test<br>Coordinates |
|-----------------|-------------|---------|-------------------|-------------------|----------------------------|--------------------------------------|---------------|-------------------|----------------------------------|-----------------------|---------------------|
| WLAN<br>802.11b | Axial       | 1       | 8.44              | -37.99            | -61.54                     | 1.57                                 | 46.43         | 20.00             | -26.43                           | T4                    | 3.2, 2.4            |
|                 |             | 6       | 8.21              | -39.38            |                            | 1.58                                 | 47.59         | 20.00             | -27.59                           | T4                    |                     |
|                 |             | 11      | 8.90              | -38.30            |                            | 1.53                                 | 47.20         | 20.00             | -27.20                           | T4                    |                     |
|                 | Radial      | 1       | 5.07              | -30.25            | -61.80                     | N/A                                  | 35.32         | 20.00             | -15.32                           | T4                    | 2.8, 2.2            |
|                 |             | 6       | 4.85              | -31.85            |                            |                                      | 36.70         | 20.00             | -16.70                           | T4                    |                     |
|                 |             | 11      | 4.80              | -31.31            |                            |                                      | 36.11         | 20.00             | -16.11                           | T4                    |                     |
|                 |             |         |                   |                   |                            |                                      |               |                   |                                  |                       |                     |
| WLAN<br>802.11g | Axial       | 6       | 8.71              | -40.61            | -61.54                     | 1.57                                 | 49.32         | 20.00             | -29.32                           | T4                    | 3.2, 2.4            |
|                 | Radial      | 6       | 4.77              | -32.54            | -61.80                     | N/A                                  | 37.31         | 20.00             | -17.31                           | T4                    | 2.8, 2.2            |
|                 |             |         |                   |                   |                            |                                      |               |                   |                                  |                       |                     |
| WLAN<br>802.11n | Axial       | 6       | 8.52              | -39.54            | -61.54                     | 1.54                                 | 48.06         | 20.00             | -28.06                           | T4                    | 3.2, 2.4            |
|                 | Radial      | 6       | 4.62              | -32.57            | -61.80                     | N/A                                  | 37.19         | 20.00             | -17.19                           | T4                    | 2.8, 2.2            |

## II. Test Notes

### A. General

1. Phone Condition: Mute on; Backlight off; Max Volume; Max Contrast
2. 'Radial' orientation refers to radial transverse.
3. Hearing Aid Mode (**Phone→Call Settings→Additional Settings→Hearing aids**) was set to ON for Frequency Response compliance
4. Speech Signal: ITU-T P.50 Artificial Voice
5. Bluetooth and WIFI were disabled for 2G/3G/4G modes while testing.
6. Licensed data modes and Bluetooth were disabled for WIFI modes while testing.
7. The Margin from FCC limit column indicates a margin from the FCC limit for compliance (T3).

### B. GSM

1. Power Configuration: GSM850: PCL=5, GSM1900: PCL=0;
2. Vocoder Configuration: EFR (GSM);

### C. UMTS



1. Power Configuration: TPC= "All 1s";
2. Vocoder Configuration: AMR 12.2 kbps (UMTS);

### D. LTE FDD

1. Power Configuration: TPC = "Max Power"
2. Radio Configuration: 16QAM, 1RB, 0RB offset
3. Vocoder Configuration: WB AMR 6.60kbps
4. The worst-case band and bandwidth combination for each probe orientation is additionally tested on the low and high channels for those combinations. LTE Band 66 at 20MHz is the worst-case for both the Axial and Radial probe orientations.

### E. WIFI



1. Radio Configuration
  - a. 802.11b: DSSS, 1Mbps
  - b. 802.11g: BPSK, 9Mbps

|  |   |                                      |   |  |
|--|---|--------------------------------------|---|--|
| FCC ID: ZNFL211BL                          |  <b>PCTEST</b><br>ENGINEERING LABORATORY, INC. | <b>HAC (T-COIL) TEST REPORT</b>      |  <b>LG</b> | <b>Approved by:</b><br>Quality Manager |
| <b>Filename:</b><br>1M1804240084-08-R1.ZNF | <b>Test Dates:</b><br>05/17/2018 - 05/18/2018   | <b>DUT Type:</b><br>Portable Handset | Page 30 of 67   |  |

- c. 802.11n: QPSK, 13Mbps
2. Vocoder Configuration: WB AMR 6.6kbps
3. The worst-case standard for 2.4GHz WIFI in each probe orientation is additionally tested on the low and high channels. 802.11b is the worst-case for both the Axial and Radial probe orientations.

#### F. OTT VoIP

1. Vocoder Configuration: 6kbps
2. EDGE Configuration
  - a. MCS Index: 7
  - b. Number of TX slots: 2
3. HSPA Configuration:
  - a. Release: 6
  - b. 3GPP 34.121 Subtest 1
4. LTE FDD Configuration:
  - a. Power Configuration: TPC = "Max Power"
  - b. Radio Configuration: 16QAM, 1RB, 0RB offset
  - c. LTE Band 66 was the worst-case band from Table 7-5 and was used to test both Axial and Radial probe orientations.
  - d. The worst-case band and bandwidth combination for each probe orientation is additionally tested on the low and high channels for those combinations. LTE Band 66 at 15MHz is the worst-case for both Axial and Radial probe orientations.
5. WIFI Configuration:
  - a. Radio Configuration
    - i. 802.11b: DSSS, 1Mbps
    - ii. 802.11g: BPSK, 9Mbps
    - iii. 802.11n: QPSK, 13Mbps
  - b. The worst-case standard for 2.4GHz WIFI in each probe orientation is additionally tested on the low and high channels. 802.11b is the worst-case for both the Axial and Radial probe orientations.

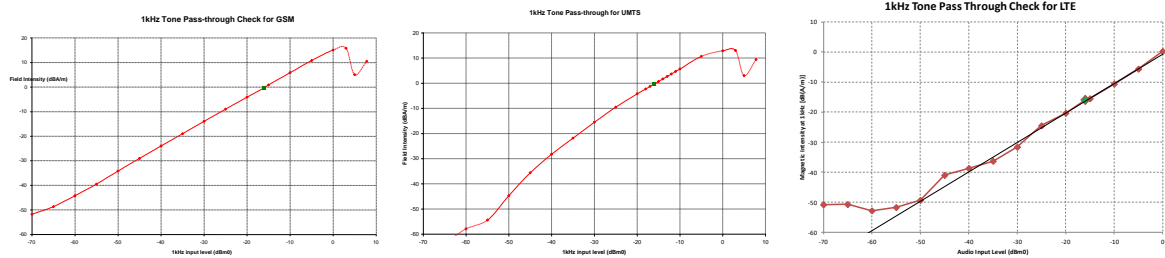
|  |   |                                      |   |  |
|--|---|--------------------------------------|---|--|
| <b>FCC ID:</b> ZNFL211BL                   |  | <b>HAC (T-COIL) TEST REPORT</b>      |  | <b>Approved by:</b><br>Quality Manager |
| <b>Filename:</b><br>1M1804240084-08-R1.ZNF | <b>Test Dates:</b><br>05/17/2018 - 05/18/2018                                       | <b>DUT Type:</b><br>Portable Handset |   | Page 31 of 67                          |

© 2018 PCTEST Engineering Laboratory, Inc.

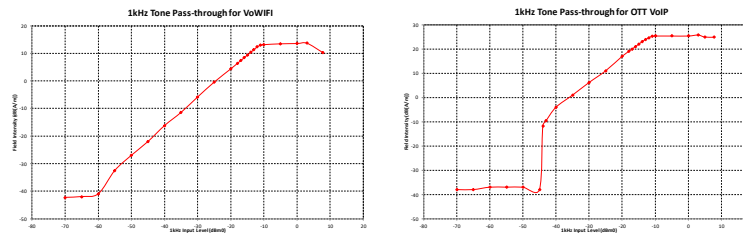
REV 3.2.M  
04/17/2018

© 2018 PCTEST Engineering Laboratory, Inc. All rights reserved. Unless otherwise specified, no part of this report may be reproduced or utilized in any part, form or by any means, electronic or mechanical, including photocopying and microfilm, without permission in writing from PCTEST Engineering Laboratory, Inc. If you have any questions about this international copyright or have an enquiry about obtaining additional rights to this report or assembly of contents thereof, please contact INFO@PCTEST.COM.

### III. 1 kHz Vocoder Application Check



This model was verified to be within the linear region for ABM1 measurements at -16 dBm0 for GSM, UMTS, and VoLTE over IMS. This measurement was taken in the axial configuration above the maximum location.





This model was verified to be within the linear region for ABM1 measurements at -20 dBm0 for VoWiFi over IMS and OTT VoIP. This measurement was taken in the axial configuration above the maximum location.

### IV. T-Coil Validation Test Results

Table 9-14  
Helmholtz Coil Validation Table of Results

| Item                            | Target                   | Result  | Verdict |
|---------------------------------|--------------------------|---------|---------|
| Axial                           |                          |         |         |
| Magnetic Intensity, -10 dBA/m   | $-10 \pm 0.5 \text{ dB}$ | -10.181 | PASS    |
| Environmental Noise             | < -58 dBA/m              | -61.54  | PASS    |
| Frequency Response, from limits | > 0 dB                   | 0.80    | PASS    |
| Radial                          |                          |         |         |
| Magnetic Intensity, -10 dBA/m   | $-10 \pm 0.5 \text{ dB}$ | -10.332 | PASS    |
| Environmental Noise             | < -58 dBA/m              | -61.80  | PASS    |
| Frequency Response, from limits | > 0 dB                   | 0.80    | PASS    |

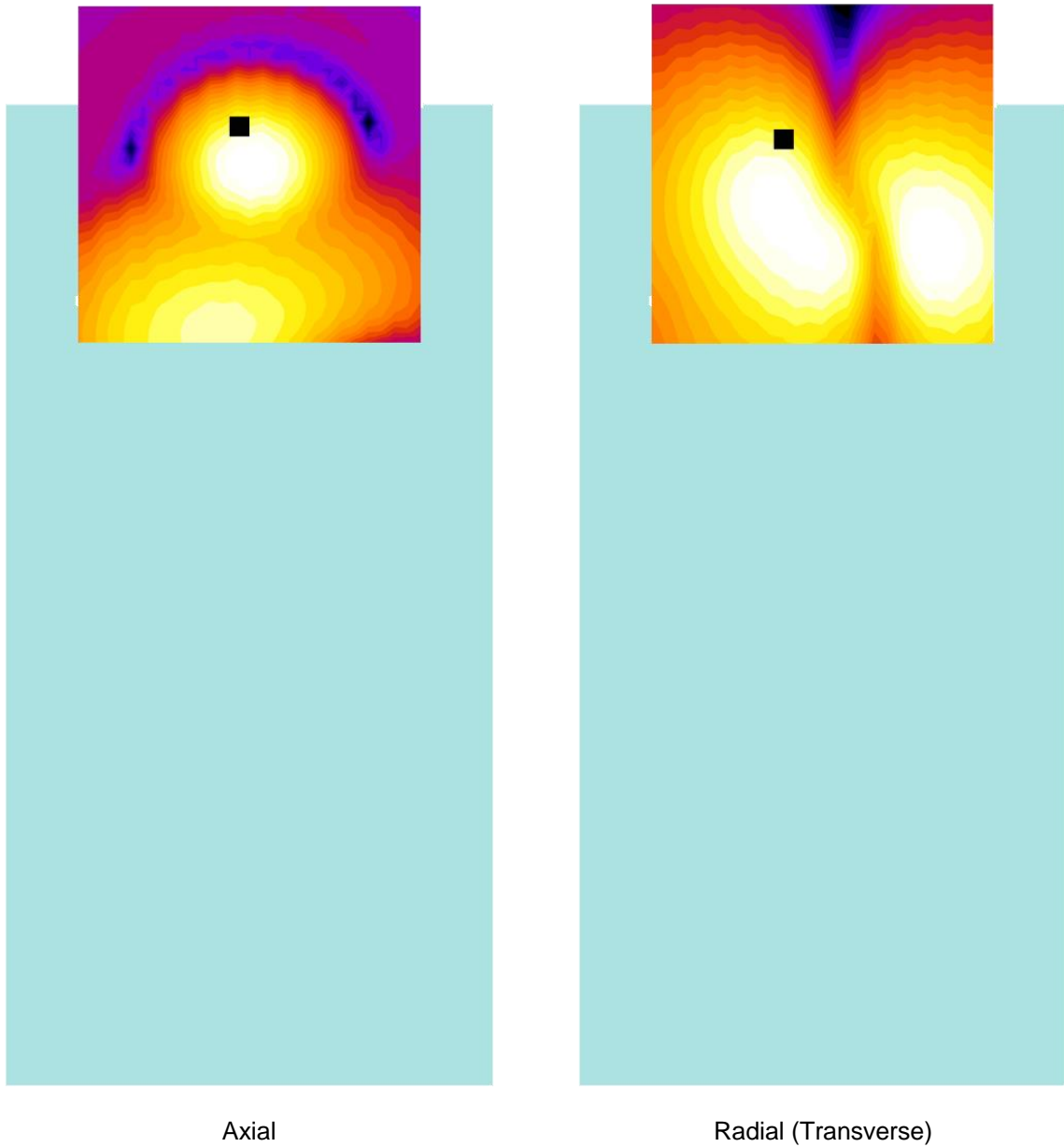
|                                     |   |                               |   |                                 |
|-------------------------------------|---|-------------------------------|---|---------------------------------|
| FCC ID: ZNLF211BL                   |  | HAC (T-COIL) TEST REPORT      |  | Approved by:<br>Quality Manager |
| Filename:<br>1M1804240084-08-R1.ZNF | Test Dates:<br>05/17/2018 - 05/18/2018  | DUT Type:<br>Portable Handset |   | Page 32 of 67                   |

© 2018 PCTEST Engineering Laboratory, Inc.

REV 3.2.M  
04/17/2018

© 2018 PCTEST Engineering Laboratory, Inc. All rights reserved. Unless otherwise specified, no part of this report may be reproduced or utilized in any part, form or by any means, electronic or mechanical, including photocopying and microfilm, without permission in writing from PCTEST Engineering Laboratory, Inc. If you have any questions about this international copyright or have an enquiry about obtaining additional rights to this report or assembly of contents thereof, please contact INFO@PCTEST.COM.



## V. ABM1 Magnetic Field Distribution Scan Overlays



**Figure 9-1**  
**T-Coil Scan Overlay Magnetic Field Distributions**

### Notes:

1. Final measurement locations are indicated by a cursor on the contour plots.
2. See Test Setup Photographs for actual WD overlay.

|  |   |                                      |   |  |
|--|---|--------------------------------------|---|--|
| <b>FCC ID:</b> ZNFL211BL                   |  | <b>HAC (T-COIL) TEST REPORT</b>      |  | <b>Approved by:</b><br>Quality Manager |
| <b>Filename:</b><br>1M1804240084-08-R1.ZNF | <b>Test Dates:</b><br>05/17/2018 - 05/18/2018                                       | <b>DUT Type:</b><br>Portable Handset |   | Page 33 of 67                          |

© 2018 PCTEST Engineering Laboratory, Inc.

REV 3.2.M  
04/17/2018

© 2018 PCTEST Engineering Laboratory, Inc. All rights reserved. Unless otherwise specified, no part of this report may be reproduced or utilized in any part, form or by any means, electronic or mechanical, including photocopying and microfilm, without permission in writing from PCTEST Engineering Laboratory, Inc. If you have any questions about this international copyright or have an enquiry about obtaining additional rights to this report or assembly of contents thereof, please contact [INFO@PCTEST.COM](mailto:INFO@PCTEST.COM).

## 10. MEASUREMENT UNCERTAINTY



**Table 10-1**  
**Uncertainty Estimation Table**

| Contribution                                     | Data +/- % | Data +/- dB | Data Type     | Probability distribution | Divisor | Standard uncertainty | Standard Uncertainty (dB) |
|--|------------|-------------|---------------|--------------------------|---------|----------------------|---------------------------|
| ABM Noise  | 7.0%       | 0.29        | Std. Dev.     | Normal k=1               | 1.00    | 7.0%                 |                           |
| RF Reflections                                   | 4.7%       | 0.20        | Specification | Rectangular              | 1.73    | 2.7%                 |                           |
| Reference Signal Level                           | 12.2%      | 0.50        | Specification | Rectangular              | 1.73    | 7.0%                 |                           |
| Positioning Accuracy                             | 10.0%      | 0.41        | Uncertainty   | Rectangular              | 1.73    | 5.8%                 |                           |
| Probe Coil Sensitivity                           | 12.2%      | 0.50        | Specification | Rectangular              | 1.73    | 7.0%                 |                           |
| Probe Linearity                                  | 2.4%       | 0.10        | Std. Dev.     | Normal k=1               | 1.00    | 2.4%                 |                           |
| Cable Loss                                       | 2.8%       | 0.12        | Specification | Rectangular              | 1.73    | 1.6%                 |                           |
| Frequency Analyzer                               | 5.0%       | 0.21        | Specification | Rectangular              | 1.73    | 2.9%                 |                           |
| System Repeatability                             | 5.0%       | 0.21        | Std. Dev.     | Normal k=1               | 1.00    | 5.0%                 |                           |
| WD Repeatability                                 | 9.0%       | 0.37        | Std. Dev.     | Normal k=1               | 1.00    | 9.0%                 |                           |
| Positioner Accuracy                              | 1.0%       | 0.04        | Specification | Rectangular              | 1.73    | 0.6%                 |                           |
| Combined standard uncertainty, uc (k=1)          |            |             |               |                          |         | 17.7%                | 0.71                      |
| Expanded uncertainty (k=2), 95% confidence level |            |             |               |                          |         | 35.3%                | 1.31                      |

**Notes:**

1. Test equipments are calibrated according to techniques outlined in NIS81, NIS3003 and NIST Tech Note 1297.
2. All equipments have traceability according to NIST. Measurement Uncertainties are defined in further detail in NIS 81 and NIST Tech Note 1297 and UKAS M3003.



Measurement uncertainty reflects the quality and accuracy of a measured result as compared to the true value. Such statements are generally required when stating results of measurements so that it is clear to the intended audience that the results may differ when reproduced by different facilities. Measurement results vary due to the measurement uncertainty of the instrumentation, measurement technique, and test engineer. Most uncertainties are calculated using the tolerances of the instrumentation used in the measurement, the measurement setup variability, and the technique used in performing the test. While not generally included, the variability of the equipment under test also figures into the overall measurement uncertainty. Another component of the overall uncertainty is based on the variability of repeated measurements (so-called Type A uncertainty). This may mean that the Hearing Aid compatibility tests may have to be repeated by taking down the test setup and resetting it up so that there are a statistically significant number of repeat measurements to identify the measurement uncertainty. By combining the repeat measurement results with that of the instrumentation chain using the technique contained in NIS 81 and NIS 3003, the overall measurement uncertainty was estimated.

|  |   |                                      |   |  |
|--|---|--------------------------------------|---|--|
| <b>FCC ID:</b> ZNLF211BL                   |  | <b>HAC (T-COIL) TEST REPORT</b>      |  | <b>Approved by:</b><br>Quality Manager |
| <b>Filename:</b><br>1M1804240084-08-R1.ZNF | <b>Test Dates:</b><br>05/17/2018 - 05/18/2018                                       | <b>DUT Type:</b><br>Portable Handset |   | Page 34 of 67                          |

## 11. EQUIPMENT LIST

**Table 11-1  
Equipment List**

| Manufacturer    | Model               | Description   | Cal Date  | Cal Interval | Cal Due   | Serial Number |
|-----------------|---------------------|---|-----------|--------------|-----------|---------------|
| Dell            | Latitude E6540      | SoundCheck Acoustic Analyzer Laptop                   | 4/11/2017 | Biennial     | 4/11/2019 | 7BFNM32       |
| Listen          | SoundConnect        | Microphone Power Supply                               | N/A       |              | N/A       | 0899-PS150    |
| Listen          | SoundConnect        | Microphone Power Supply                               | 12/2/2016 | Biennial     | 12/2/2018 | PS2612        |
| RME             | Fireface UC         | Soundcheck Acoustic Analyzer External Audio Interface | 4/11/2017 | Biennial     | 4/11/2019 | 23528889      |
| Rohde & Schwarz | CMW500              | Wideband Radio Communication Tester                   | 1/19/2018 | Annual       | 1/19/2019 | 162125        |
| Rohde & Schwarz | CMW500              | Radio Communication tester                            | 7/14/2017 | Annual       | 7/14/2018 | 140144        |
| Seekonk         | NC-100              | Torque Wrench (8" lb)                                 | 9/1/2016  | Biennial     | 9/1/2018  | 21053         |
| TEM             | C63.19              | Helmholtz Coil  | 12/7/2016 | Biennial     | 12/7/2018 | 925           |
| TEM             | Radial T-Coil Probe | Radial T-Coil Probe                                   | 12/7/2016 | Biennial     | 12/7/2018 | TEM-1130      |
| TEM             | Axial T-Coil Probe  | Axial T-Coil Probe                                    | 12/7/2016 | Biennial     | 12/7/2018 | TEM-1124      |
| TEM             |                     | HAC System Controller with Software                   | N/A       |              | N/A       | N/A           |
| TEM             |                     | HAC Positioner  | N/A       |              | N/A       | N/A           |



|                                     |   |                               |   |                                 |
|-------------------------------------|---|-------------------------------|---|---------------------------------|
| FCC ID: ZNFL211BL                   |  <b>PCTEST</b><br>ENGINEERING LABORATORY, INC. | HAC (T-COIL) TEST REPORT      |  <b>LG</b> | Approved by:<br>Quality Manager |
| Filename:<br>1M1804240084-08-R1.ZNF | Test Dates:<br>05/17/2018 - 05/18/2018  | DUT Type:<br>Portable Handset |   | Page 35 of 67                   |

© 2018 PCTEST Engineering Laboratory, Inc.

REV 3.2.M  
04/17/2018

© 2018 PCTEST Engineering Laboratory, Inc. All rights reserved. Unless otherwise specified, no part of this report may be reproduced or utilized in any part, form or by any means, electronic or mechanical, including photocopying and microfilm, without permission in writing from PCTEST Engineering Laboratory, Inc. If you have any questions about this international copyright or have an enquiry about obtaining additional rights to this report or assembly of contents thereof, please contact [INFO@PCTEST.COM](mailto:INFO@PCTEST.COM).

## 12. TEST DATA

|  |   |                                      |   |  |
|--|---|--------------------------------------|---|--|
| <b>FCC ID:</b> ZNFL211BL                   |  | <b>HAC (T-COIL) TEST REPORT</b>      |  | <b>Approved by:</b><br>Quality Manager |
| <b>Filename:</b><br>1M1804240084-08-R1.ZNF | <b>Test Dates:</b><br>05/17/2018 - 05/18/2018                                       | <b>DUT Type:</b><br>Portable Handset |   | Page 36 of 67                          |

© 2018 PCTEST Engineering Laboratory, Inc.

REV 3.2.M  
04/17/2018

© 2018 PCTEST Engineering Laboratory, Inc. All rights reserved. Unless otherwise specified, no part of this report may be reproduced or utilized in any part, form or by any means, electronic or mechanical, including photocopying and microfilm, without permission in writing from PCTEST Engineering Laboratory, Inc. If you have any questions about this international copyright or have an enquiry about obtaining additional rights to this report or assembly of contents thereof, please contact [INFO@PCTEST.COM](mailto:INFO@PCTEST.COM).



## PCTEST Hearing-Aid Compatibility Facility

**DUT: HH Coil – SN: 925**

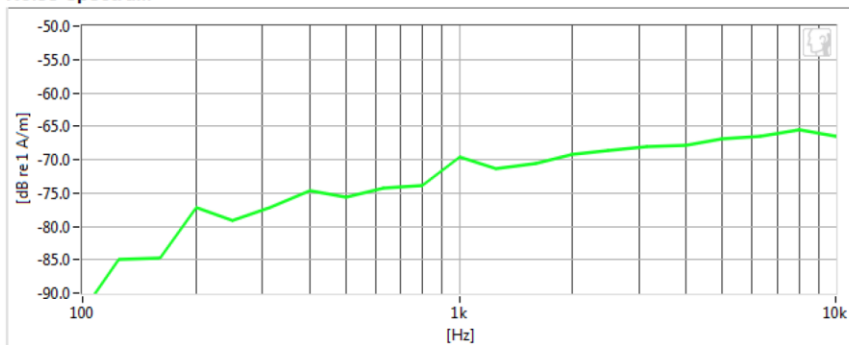
Type: HH Coil  
Serial: 925

Measurement Standard: ANSI C63.19-2011

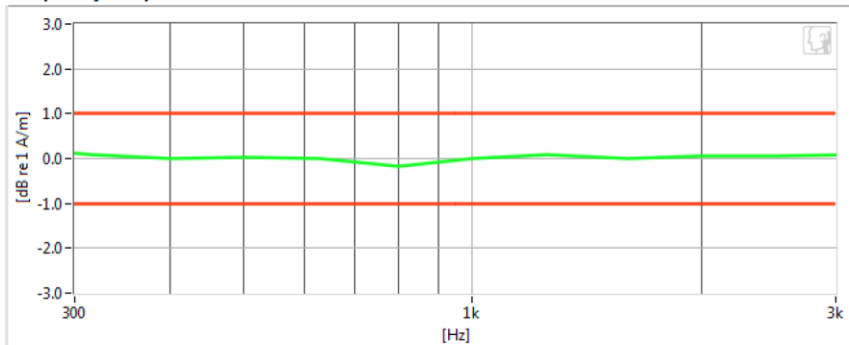
### Equipment:

- Probe: Axial T-Coil Probe – SN: TEM-1124; Calibrated: 12/07/2016
- Helmholtz Coil – SN: 925; Calibrated: 12/07/2016

### Noise Spectrum



### Frequency Response



### Results

|                             |            |   |                  |              |
|-----------------------------|------------|---|------------------|--------------|
| Verification 1kHz Intensity | -10.181 dB | ✓ | Max/Min          | -9.5/-10.5   |
| Verification ABM2           | -61.54 dB  | ✓ | Maximum          | -58.0        |
| Frequency Response Margin   | 800m dB    | ✓ | Tolerance curves | Aligned Data |

PCTEST 2018

|                                     |  |                               |    |                                 |
|-------------------------------------|--|-------------------------------|----|---------------------------------|
| FCC ID: ZNFL211BL                   | PCTEST<br>ENGINEERING LABORATORY, INC. | HAC (T-COIL) TEST REPORT      | LG | Approved by:<br>Quality Manager |
| Filename:<br>1M1804240084-08-R1.ZNF | Test Dates:<br>05/17/2018 - 05/18/2018 | DUT Type:<br>Portable Handset |    | Page 37 of 67                   |

© 2018 PCTEST Engineering Laboratory, Inc.

REV 3.2.M  
04/17/2018

© 2018 PCTEST Engineering Laboratory, Inc. All rights reserved. Unless otherwise specified, no part of this report may be reproduced or utilized in any part, form or by any means, electronic or mechanical, including photocopying and microfilm, without permission in writing from PCTEST Engineering Laboratory, Inc. If you have any questions about this international copyright or have an enquiry about obtaining additional rights to this report or assembly of contents thereof, please contact [INFO@PCTEST.COM](mailto:INFO@PCTEST.COM).



## PCTEST Hearing-Aid Compatibility Facility

**DUT: HH Coil – SN: 925**

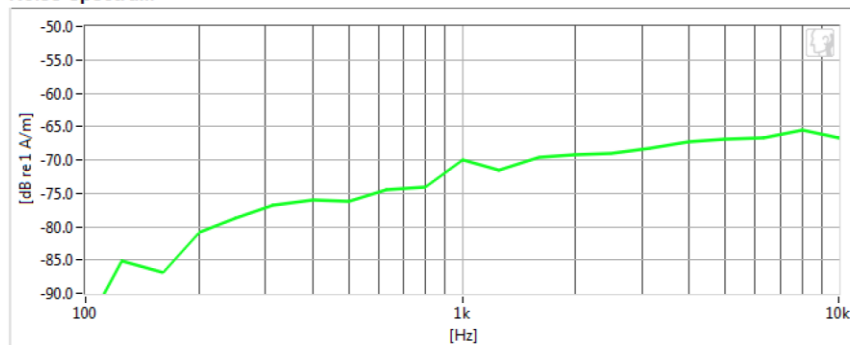
Type: HH Coil  
Serial: 925

**Measurement Standard:** ANSI C63.19-2011

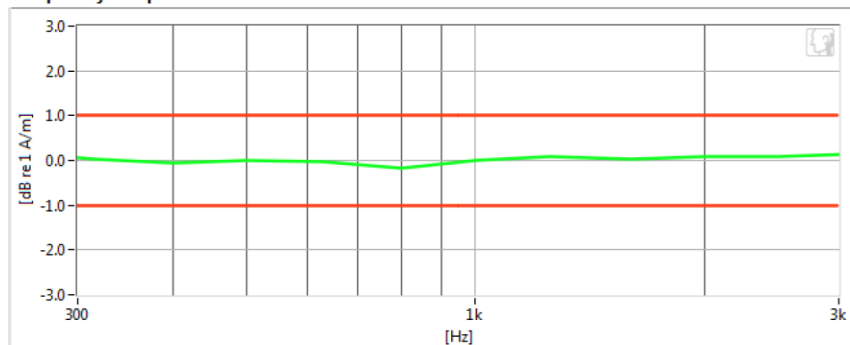
### Equipment:

- Probe: Radial T-Coil Probe – SN: TEM-1130; Calibrated: 12/07/2016
- Helmholtz Coil – SN: 925; Calibrated: 12/07/2016

### Noise Spectrum



### Frequency Response



### Results

|                             |            |   |                  |              |
|-----------------------------|------------|---|------------------|--------------|
| Verification 1kHz Intensity | -10.332 dB | ✓ | Max/Min          | -9.5/-10.5   |
| Verification ABM2           | -61.8 dB   | ✓ | Maximum          | -58.0        |
| Frequency Response Margin   | 800m dB    | ✓ | Tolerance curves | Aligned Data |

PCTEST 2018

|  |   |                                      |           |  |
|--|---|--------------------------------------|-----------|--|
| <b>FCC ID:</b> ZNFL211BL                   | <b>PCTEST</b><br>ENGINEERING LABORATORY, INC. | <b>HAC (T-COIL) TEST REPORT</b>      | <b>LG</b> | <b>Approved by:</b><br>Quality Manager |
| <b>Filename:</b><br>1M1804240084-08-R1.ZNF | <b>Test Dates:</b><br>05/17/2018 - 05/18/2018 | <b>DUT Type:</b><br>Portable Handset |           | Page 38 of 67                          |

© 2018 PCTEST Engineering Laboratory, Inc.

REV 3.2.M  
04/17/2018

© 2018 PCTEST Engineering Laboratory, Inc. All rights reserved. Unless otherwise specified, no part of this report may be reproduced or utilized in any part, form or by any means, electronic or mechanical, including photocopying and microfilm, without permission in writing from PCTEST Engineering Laboratory, Inc. If you have any questions about this international copyright or have an enquiry about obtaining additional rights to this report or assembly of contents thereof, please contact [INFO@PCTEST.COM](mailto:INFO@PCTEST.COM).

5/17/2018



## PCTEST Hearing-Aid Compatibility Facility

**DUT: ZNFL211BL**

Type: Portable Handset

Serial: 05871

**Measurement Standard:** ANSI C63.19-2011

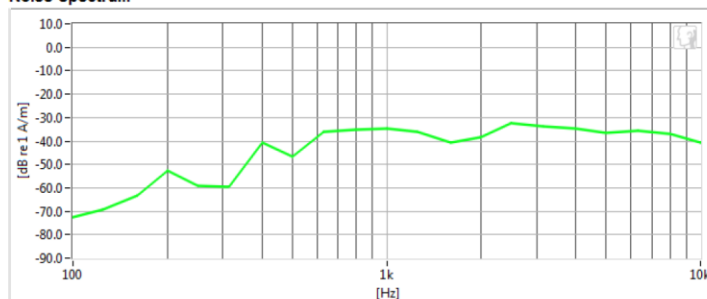
**Equipment:**

- Probe: Axial T-Coil Probe – SN: TEM-1124; Calibrated: 12/07/2016

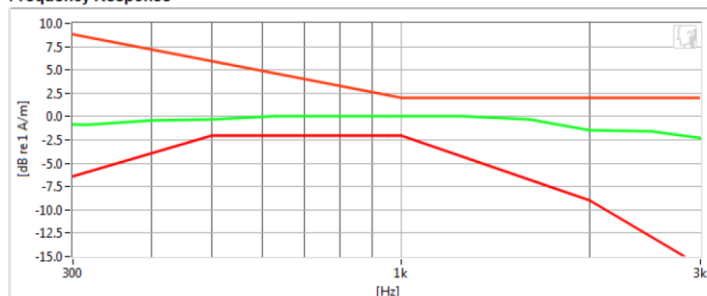
**Test Configuration:**

- Mode: GSM 850
- Channel: 190
- Speech Signal: ITU-T P.50 Artificial Voice

**Noise Spectrum**



**Frequency Response**



**Results**

|                         |           |   |                  |              |
|-------------------------|-----------|---|------------------|--------------|
| ABM1                    | 4.1 dB    | ✓ | Minimum          | -18.0        |
| ABM2                    | -27.34 dB | ✓ | Maximum          | 0            |
| SNNR                    | 31.44 dB  | ✓ | Minimum          | 20           |
| Aligned Response - P.50 | 1.72 dB   | ✓ | Tolerance curves | Aligned Data |

PCTEST 2018

|  |   |                                      |           |  |
|--|---|--------------------------------------|-----------|--|
| <b>FCC ID:</b> ZNFL211BL                   | <b>PCTEST</b><br>ENGINEERING LABORATORY, INC. | <b>HAC (T-COIL) TEST REPORT</b>      | <b>LG</b> | <b>Approved by:</b><br>Quality Manager |
| <b>Filename:</b><br>1M1804240084-08-R1.ZNF | <b>Test Dates:</b><br>05/17/2018 - 05/18/2018 | <b>DUT Type:</b><br>Portable Handset |           | Page 39 of 67                          |

© 2018 PCTEST Engineering Laboratory, Inc.

REV 3.2.M  
04/17/2018

© 2018 PCTEST Engineering Laboratory, Inc. All rights reserved. Unless otherwise specified, no part of this report may be reproduced or utilized in any part, form or by any means, electronic or mechanical, including photocopying and microfilm, without permission in writing from PCTEST Engineering Laboratory, Inc. If you have any questions about this international copyright or have an enquiry about obtaining additional rights to this report or assembly of contents thereof, please contact [INFO@PCTEST.COM](mailto:INFO@PCTEST.COM).

5/17/2018



## PCTEST Hearing-Aid Compatibility Facility

**DUT: ZNFL211BL**

Type: Portable Handset

Serial: 05871

**Measurement Standard:** ANSI C63.19-2011

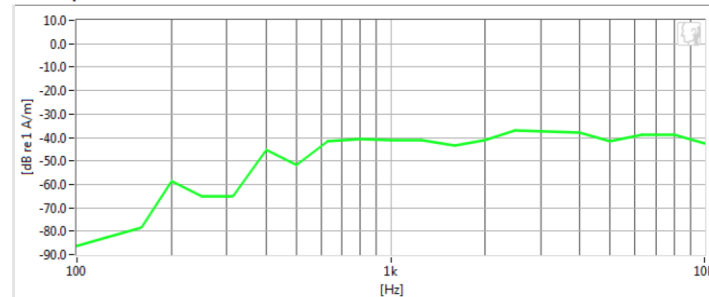
**Equipment:**

- Probe: Axial T-Coil Probe – SN: TEM-1124; Calibrated: 12/07/2016

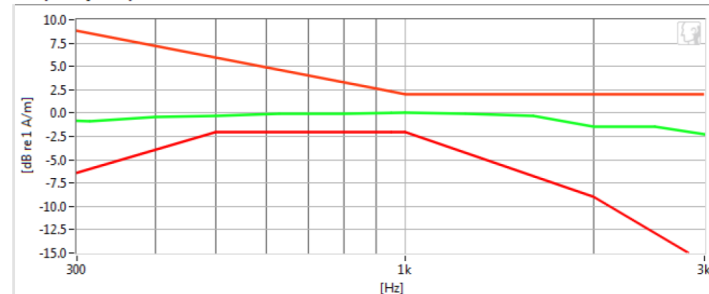
**Test Configuration:**

- Mode: GSM 1900
- Channel: 661
- Speech Signal: ITU-T P.50 Artificial Voice

**Noise Spectrum**



**Frequency Response**



**Results**

|                         |           |   |                  |              |
|-------------------------|-----------|---|------------------|--------------|
| ABM1                    | 4.32 dB   | ✓ | Minimum          | -18.0        |
| ABM2                    | -32.27 dB | ✓ | Maximum          | 0            |
| SNNR                    | 36.6 dB   | ✓ | Minimum          | 20           |
| Aligned Response - P.50 | 1.7 dB    | ✓ | Tolerance curves | Aligned Data |

PCTEST 2018

|  |   |                                      |           |  |
|--|---|--------------------------------------|-----------|--|
| <b>FCC ID:</b> ZNFL211BL                   | <b>PCTEST</b><br>ENGINEERING LABORATORY, INC. | <b>HAC (T-COIL) TEST REPORT</b>      | <b>LG</b> | <b>Approved by:</b><br>Quality Manager |
| <b>Filename:</b><br>1M1804240084-08-R1.ZNF | <b>Test Dates:</b><br>05/17/2018 - 05/18/2018 | <b>DUT Type:</b><br>Portable Handset |           | Page 40 of 67                          |

© 2018 PCTEST Engineering Laboratory, Inc.

REV 3.2.M  
04/17/2018

© 2018 PCTEST Engineering Laboratory, Inc. All rights reserved. Unless otherwise specified, no part of this report may be reproduced or utilized in any part, form or by any means, electronic or mechanical, including photocopying and microfilm, without permission in writing from PCTEST Engineering Laboratory, Inc. If you have any questions about this international copyright or have an enquiry about obtaining additional rights to this report or assembly of contents thereof, please contact [INFO@PCTEST.COM](mailto:INFO@PCTEST.COM).

5/17/2018



## PCTEST Hearing-Aid Compatibility Facility

**DUT: ZNFL211BL**

Type: Portable Handset

Serial: 05871

**Measurement Standard:** ANSI C63.19-2011

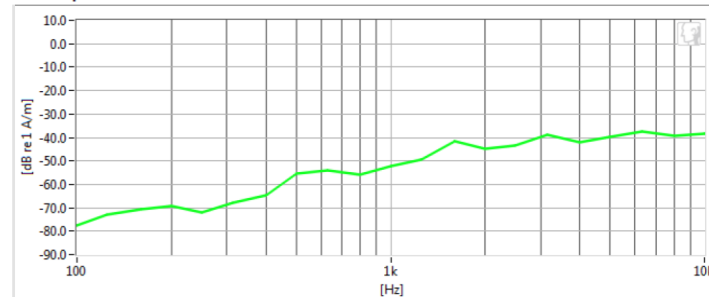
**Equipment:**

- Probe: Axial T-Coil Probe – SN: TEM-1124; Calibrated: 12/07/2016

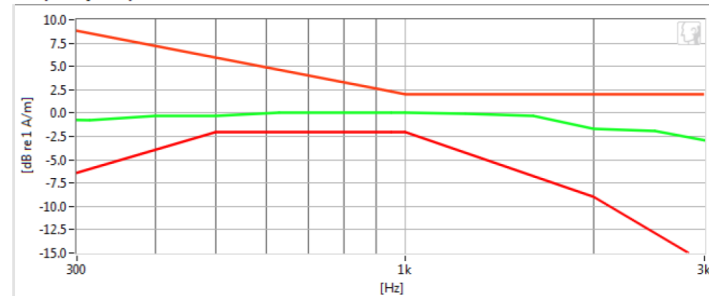
**Test Configuration:**

- Mode: UMTS Band V
- Channel: 4132
- Speech Signal: ITU-T P.50 Artificial Voice

**Noise Spectrum**



**Frequency Response**



**Results**

|                         |           |   |                  |              |
|-------------------------|-----------|---|------------------|--------------|
| ABM1                    | 810m dB   | ✓ | Minimum          | -18.0        |
| ABM2                    | -38.28 dB | ✓ | Maximum          | 0            |
| SNNR                    | 39.08 dB  | ✓ | Minimum          | 20           |
| Aligned Response - P.50 | 1.71 dB   | ✓ | Tolerance curves | Aligned Data |

PCTEST 2018

|  |   |                                      |           |  |
|--|---|--------------------------------------|-----------|--|
| <b>FCC ID:</b> ZNFL211BL                   | <b>PCTEST</b><br>ENGINEERING LABORATORY, INC. | <b>HAC (T-COIL) TEST REPORT</b>      | <b>LG</b> | <b>Approved by:</b><br>Quality Manager |
| <b>Filename:</b><br>1M1804240084-08-R1.ZNF | <b>Test Dates:</b><br>05/17/2018 - 05/18/2018 | <b>DUT Type:</b><br>Portable Handset |           | Page 41 of 67                          |

© 2018 PCTEST Engineering Laboratory, Inc.

REV 3.2.M  
04/17/2018

© 2018 PCTEST Engineering Laboratory, Inc. All rights reserved. Unless otherwise specified, no part of this report may be reproduced or utilized in any part, form or by any means, electronic or mechanical, including photocopying and microfilm, without permission in writing from PCTEST Engineering Laboratory, Inc. If you have any questions about this international copyright or have an enquiry about obtaining additional rights to this report or assembly of contents thereof, please contact [INFO@PCTEST.COM](mailto:INFO@PCTEST.COM).

5/17/2018



## PCTEST Hearing-Aid Compatibility Facility

**DUT: ZNFL211BL**

Type: Portable Handset

Serial: 05871

**Measurement Standard:** ANSI C63.19-2011

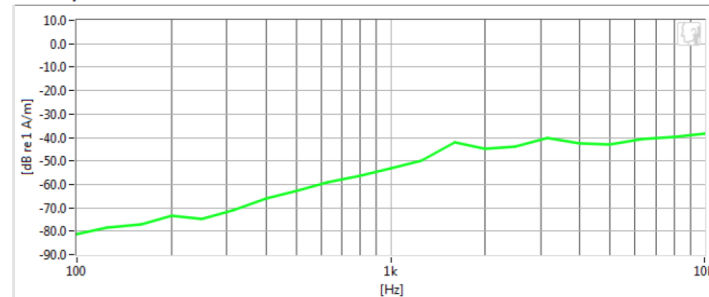
**Equipment:**

- Probe: Axial T-Coil Probe – SN: TEM-1124; Calibrated: 12/07/2016

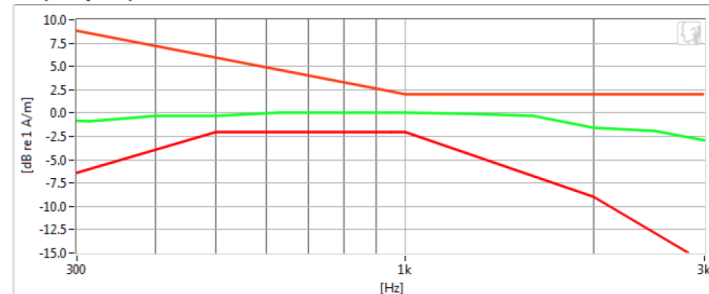
**Test Configuration:**

- Mode: UMTS Band IV
- Channel: 1513
- Speech Signal: ITU-T P.50 Artificial Voice

**Noise Spectrum**



**Frequency Response**



**Results**

|                         |           |   |                  |              |
|-------------------------|-----------|---|------------------|--------------|
| ABM1                    | 870m dB   | ✓ | Minimum          | -18.0        |
| ABM2                    | -39.36 dB | ✓ | Maximum          | 0            |
| SNNR                    | 40.24 dB  | ✓ | Minimum          | 20           |
| Aligned Response - P.50 | 1.71 dB   | ✓ | Tolerance curves | Aligned Data |

PCTEST 2018

|  |   |                                      |               |  |
|--|---|--------------------------------------|---------------|--|
| <b>FCC ID:</b> ZNFL211BL                   | <b>PCTEST</b><br>ENGINEERING LABORATORY, INC. | <b>HAC (T-COIL) TEST REPORT</b>      | <b>LG</b>     | <b>Approved by:</b><br>Quality Manager |
| <b>Filename:</b><br>1M1804240084-08-R1.ZNF | <b>Test Dates:</b><br>05/17/2018 - 05/18/2018 | <b>DUT Type:</b><br>Portable Handset | Page 42 of 67 |  |

© 2018 PCTEST Engineering Laboratory, Inc.

REV 3.2.M  
04/17/2018

© 2018 PCTEST Engineering Laboratory, Inc. All rights reserved. Unless otherwise specified, no part of this report may be reproduced or utilized in any part, form or by any means, electronic or mechanical, including photocopying and microfilm, without permission in writing from PCTEST Engineering Laboratory, Inc. If you have any questions about this international copyright or have an enquiry about obtaining additional rights to this report or assembly of contents thereof, please contact [INFO@PCTEST.COM](mailto:INFO@PCTEST.COM).

5/17/2018



## PCTEST Hearing-Aid Compatibility Facility

**DUT: ZNFL211BL**

Type: Portable Handset

Serial: 05871

**Measurement Standard:** ANSI C63.19-2011

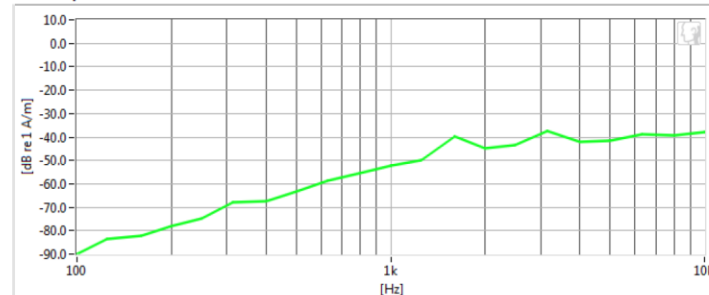
**Equipment:**

- Probe: Axial T-Coil Probe – SN: TEM-1124; Calibrated: 12/07/2016

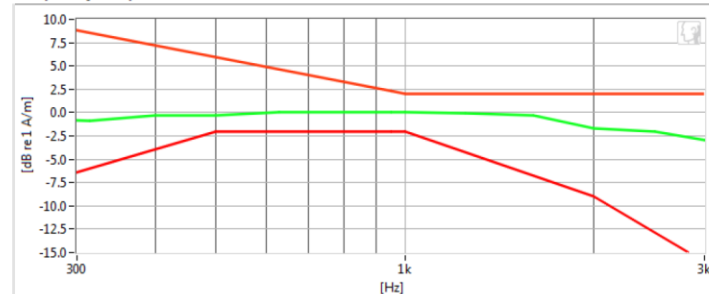
**Test Configuration:**

- Mode: UMTS Band II
- Channel: 9400
- Speech Signal: ITU-T P.50 Artificial Voice

**Noise Spectrum**



**Frequency Response**



**Results**

|                         |           |   |                  |              |
|-------------------------|-----------|---|------------------|--------------|
| ABM1                    | 900m dB   | ✓ | Minimum          | -18.0        |
| ABM2                    | -37.91 dB | ✓ | Maximum          | 0            |
| SNNR                    | 38.82 dB  | ✓ | Minimum          | 20           |
| Aligned Response - P.50 | 1.73 dB   | ✓ | Tolerance curves | Aligned Data |

PCTEST 2018

|  |   |                                      |  |  |
|--|---|--------------------------------------|--|--|
| <b>FCC ID:</b> ZNFL211BL                   |   | <b>HAC (T-COIL) TEST REPORT</b>      |  | <b>Approved by:</b><br>Quality Manager |
| <b>Filename:</b><br>1M1804240084-08-R1.ZNF | <b>Test Dates:</b><br>05/17/2018 - 05/18/2018 | <b>DUT Type:</b><br>Portable Handset |  | Page 43 of 67                          |

© 2018 PCTEST Engineering Laboratory, Inc.

REV 3.2.M  
04/17/2018

© 2018 PCTEST Engineering Laboratory, Inc. All rights reserved. Unless otherwise specified, no part of this report may be reproduced or utilized in any part, form or by any means, electronic or mechanical, including photocopying and microfilm, without permission in writing from PCTEST Engineering Laboratory, Inc. If you have any questions about this international copyright or have an enquiry about obtaining additional rights to this report or assembly of contents thereof, please contact [INFO@PCTEST.COM](mailto:INFO@PCTEST.COM).

5/17/2018



## PCTEST Hearing-Aid Compatibility Facility

**DUT: ZNFL211BL**

Type: Portable Handset

Serial: 05871

**Measurement Standard:** ANSI C63.19-2011

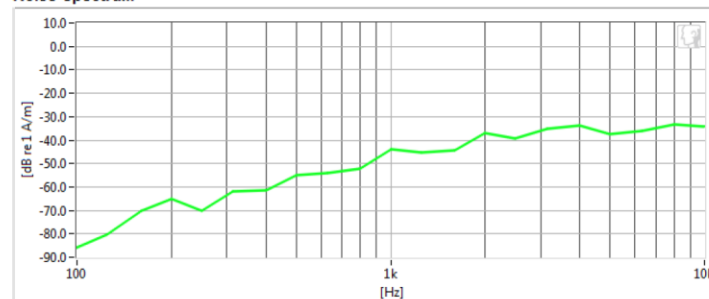
**Equipment:**

- Probe: Axial T-Coil Probe – SN: TEM-1124; Calibrated: 12/07/2016

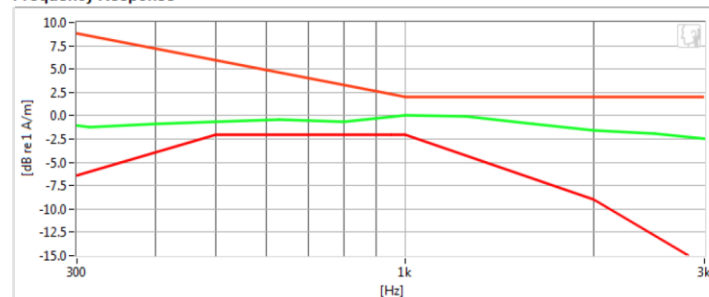
**Test Configuration:**

- Mode: LTE FDD Band 66
- Bandwidth: 20MHz
- Channel: 132572
- Speech Signal: ITU-T P.50 Artificial Voice

**Noise Spectrum**



**Frequency Response**



**Results**

|                         |          |   |                  |              |
|-------------------------|----------|---|------------------|--------------|
| ABM1                    | -4.76 dB | ✓ | Minimum          | -18.0        |
| ABM2                    | -34.3 dB | ✓ | Maximum          | 0            |
| SNNR                    | 29.54 dB | ✓ | Minimum          | 20           |
| Aligned Response - P.50 | 1.3 dB   | ✓ | Tolerance curves | Aligned Data |

PCTEST 2018

|  |   |                                      |           |  |
|--|---|--------------------------------------|-----------|--|
| <b>FCC ID:</b> ZNFL211BL                   | <b>PCTEST</b><br>ENGINEERING LABORATORY, INC. | <b>HAC (T-COIL) TEST REPORT</b>      | <b>LG</b> | <b>Approved by:</b><br>Quality Manager |
| <b>Filename:</b><br>1M1804240084-08-R1.ZNF | <b>Test Dates:</b><br>05/17/2018 - 05/18/2018 | <b>DUT Type:</b><br>Portable Handset |           | Page 44 of 67                          |

© 2018 PCTEST Engineering Laboratory, Inc.

REV 3.2.M  
04/17/2018

© 2018 PCTEST Engineering Laboratory, Inc. All rights reserved. Unless otherwise specified, no part of this report may be reproduced or utilized in any part, form or by any means, electronic or mechanical, including photocopying and microfilm, without permission in writing from PCTEST Engineering Laboratory, Inc. If you have any questions about this international copyright or have an enquiry about obtaining additional rights to this report or assembly of contents thereof, please contact [INFO@PCTEST.COM](mailto:INFO@PCTEST.COM).

5/18/2018



## PCTEST Hearing-Aid Compatibility Facility

**DUT: ZNFL211BL**

Type: Portable Handset

Serial: 05871

**Measurement Standard:** ANSI C63.19-2011

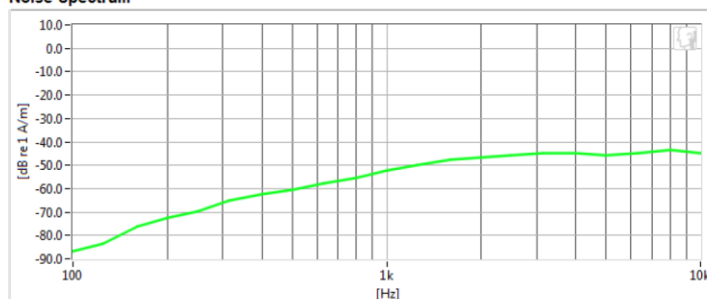
### Equipment:

- Probe: Axial T-Coil Probe – SN: TEM-1124; Calibrated: 12/07/2016

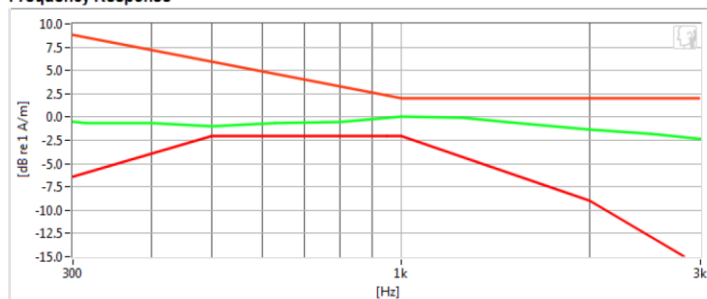
### Test Configuration:

- Mode: 2.4GHz WIFI
- Standard: IEEE 802.11b
- Channel: 11
- Speech Signal: ITU-T P.50 Artificial Voice

**Noise Spectrum**



**Frequency Response**



### Results

|                         |           |   |                  |              |
|-------------------------|-----------|---|------------------|--------------|
| ABM1                    | -9.29 dB  | ✓ | Minimum          | -18.0        |
| ABM2                    | -41.89 dB | ✓ | Maximum          | 0            |
| SNNR                    | 32.6 dB   | ✓ | Minimum          | 20           |
| Aligned Response - P.50 | 1.04 dB   | ✓ | Tolerance curves | Aligned Data |

PCTEST 2018

|  |   |                                      |           |  |
|--|---|--------------------------------------|-----------|--|
| <b>FCC ID:</b> ZNFL211BL                   | <b>PCTEST</b><br>ENGINEERING LABORATORY, INC. | <b>HAC (T-COIL) TEST REPORT</b>      | <b>LG</b> | <b>Approved by:</b><br>Quality Manager |
| <b>Filename:</b><br>1M1804240084-08-R1.ZNF | <b>Test Dates:</b><br>05/17/2018 - 05/18/2018 | <b>DUT Type:</b><br>Portable Handset |           | Page 45 of 67                          |

© 2018 PCTEST Engineering Laboratory, Inc.

REV 3.2.M  
04/17/2018

© 2018 PCTEST Engineering Laboratory, Inc. All rights reserved. Unless otherwise specified, no part of this report may be reproduced or utilized in any part, form or by any means, electronic or mechanical, including photocopying and microfilm, without permission in writing from PCTEST Engineering Laboratory, Inc. If you have any questions about this international copyright or have an enquiry about obtaining additional rights to this report or assembly of contents thereof, please contact [INFO@PCTEST.COM](mailto:INFO@PCTEST.COM).

5/18/2018



## PCTEST Hearing-Aid Compatibility Facility

**DUT: ZNFL211BL**

Type: Portable Handset

Serial: 05871

**Measurement Standard:** ANSI C63.19-2011

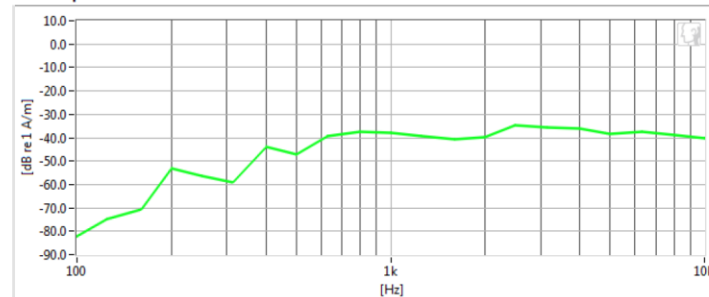
### Equipment:

- Probe: Axial T-Coil Probe – SN: TEM-1124; Calibrated: 12/07/2016

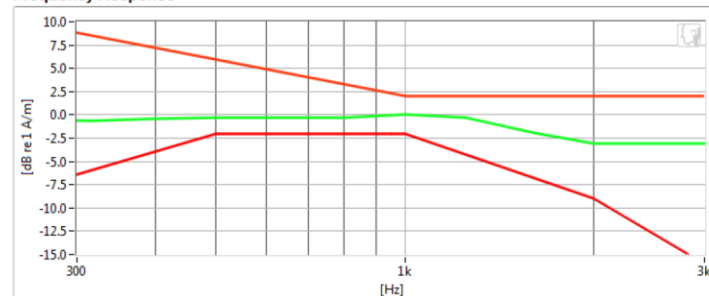
### Test Configuration:

- VoIP Application: Google Duo
- Mode: EDGE 850
- Channel: 190
- Speech Signal: ITU-T P.50 Artificial Voice

### Noise Spectrum



### Frequency Response



### Results

|                         |          |   |                  |              |
|-------------------------|----------|---|------------------|--------------|
| ABM1                    | 8.29 dB  | ✓ | Minimum          | -18.0        |
| ABM2                    | -29.8 dB | ✓ | Maximum          | 0            |
| SNMR                    | 38.1 dB  | ✓ | Minimum          | 20           |
| Aligned Response - P.50 | 1.66 dB  | ✓ | Tolerance curves | Aligned Data |

PCTEST 2018

|  |   |                                      |           |  |
|--|---|--------------------------------------|-----------|--|
| <b>FCC ID:</b> ZNFL211BL                   | <b>PCTEST</b><br>ENGINEERING LABORATORY, INC. | <b>HAC (T-COIL) TEST REPORT</b>      | <b>LG</b> | <b>Approved by:</b><br>Quality Manager |
| <b>Filename:</b><br>1M1804240084-08-R1.ZNF | <b>Test Dates:</b><br>05/17/2018 - 05/18/2018 | <b>DUT Type:</b><br>Portable Handset |           | Page 46 of 67                          |

© 2018 PCTEST Engineering Laboratory, Inc.

REV 3.2.M  
04/17/2018

© 2018 PCTEST Engineering Laboratory, Inc. All rights reserved. Unless otherwise specified, no part of this report may be reproduced or utilized in any part, form or by any means, electronic or mechanical, including photocopying and microfilm, without permission in writing from PCTEST Engineering Laboratory, Inc. If you have any questions about this international copyright or have an enquiry about obtaining additional rights to this report or assembly of contents thereof, please contact [INFO@PCTEST.COM](mailto:INFO@PCTEST.COM).

5/18/2018



# PCTEST Hearing-Aid Compatibility Facility

**DUT: ZNFL211BL**

Type: Portable Handset

Serial: 05871

**Measurement Standard:** ANSI C63.19-2011

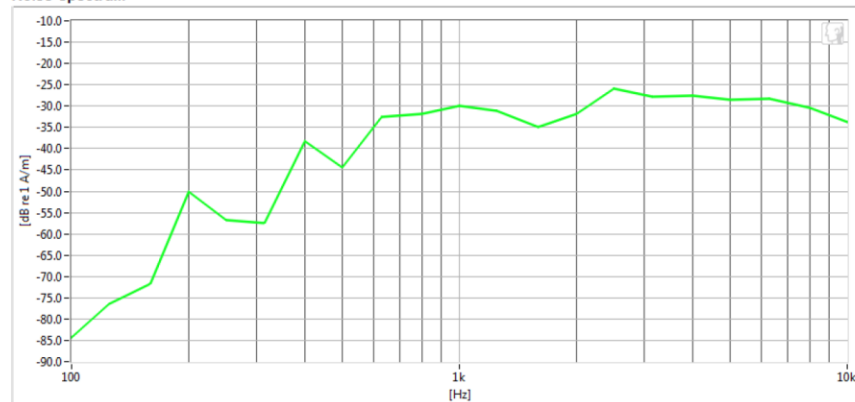
## **Equipment:**

- Probe: Radial T-Coil Probe – SN: TEM-1130; Calibrated: 12/07/2016

## **Test Configuration:**

- Mode: GSM 850
- Channel: 251

**Noise Spectrum**



## **Results**

|      |           |   |         |       |
|------|-----------|---|---------|-------|
| ABM1 | -460m dB  | ✓ | Minimum | -18.0 |
| ABM2 | -22.64 dB | ✓ | Maximum | 0.0   |
| SNNR | 22.19 dB  | ✓ | Minimum | 20.0  |

PCTEST 2018

|  |   |                                      |           |  |
|--|---|--------------------------------------|-----------|--|
| <b>FCC ID:</b> ZNFL211BL                   | <b>PCTEST</b><br>ENGINEERING LABORATORY, INC. | <b>HAC (T-COIL) TEST REPORT</b>      | <b>LG</b> | <b>Approved by:</b><br>Quality Manager |
| <b>Filename:</b><br>1M1804240084-08-R1.ZNF | <b>Test Dates:</b><br>05/17/2018 - 05/18/2018 | <b>DUT Type:</b><br>Portable Handset |           | Page 47 of 67                          |

© 2018 PCTEST Engineering Laboratory, Inc.

REV 3.2.M  
04/17/2018

© 2018 PCTEST Engineering Laboratory, Inc. All rights reserved. Unless otherwise specified, no part of this report may be reproduced or utilized in any part, form or by any means, electronic or mechanical, including photocopying and microfilm, without permission in writing from PCTEST Engineering Laboratory, Inc. If you have any questions about this international copyright or have an enquiry about obtaining additional rights to this report or assembly of contents thereof, please contact [INFO@PCTEST.COM](mailto:INFO@PCTEST.COM).

5/18/2018



# PCTEST Hearing-Aid Compatibility Facility

**DUT: ZNFL211BL**

Type: Portable Handset

Serial: 05871

**Measurement Standard:** ANSI C63.19-2011

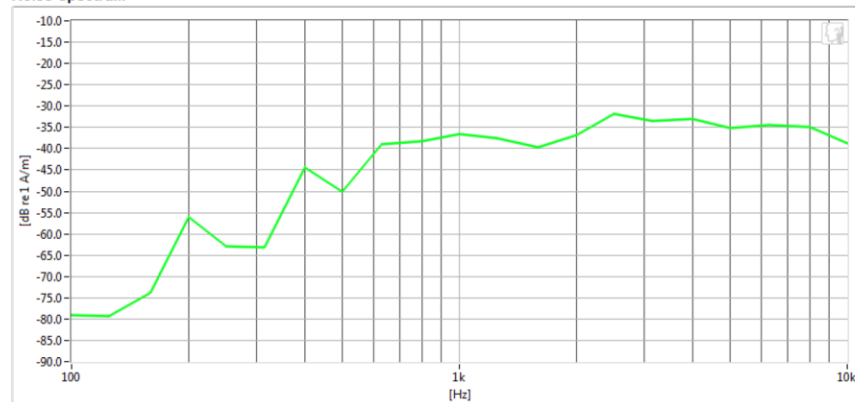
## Equipment:

- Probe: Radial T-Coil Probe – SN: TEM-1130; Calibrated: 12/07/2016

## Test Configuration:

- Mode: GSM 1900
- Channel: 512

**Noise Spectrum**



## Results

|      |           |   |         |       |
|------|-----------|---|---------|-------|
| ABM1 | -460m dB  | ✓ | Minimum | -18.0 |
| ABM2 | -28.76 dB | ✓ | Maximum | 0.0   |
| SNNR | 28.3 dB   | ✓ | Minimum | 20.0  |

PCTEST 2018

|  |   |                                      |               |  |
|--|---|--------------------------------------|---------------|--|
| <b>FCC ID:</b> ZNFL211BL                   | <b>PCTEST</b><br>ENGINEERING LABORATORY, INC. | <b>HAC (T-COIL) TEST REPORT</b>      | <b>LG</b>     | <b>Approved by:</b><br>Quality Manager |
| <b>Filename:</b><br>1M1804240084-08-R1.ZNF | <b>Test Dates:</b><br>05/17/2018 - 05/18/2018 | <b>DUT Type:</b><br>Portable Handset | Page 48 of 67 |  |

© 2018 PCTEST Engineering Laboratory, Inc.

REV 3.2.M  
04/17/2018

© 2018 PCTEST Engineering Laboratory, Inc. All rights reserved. Unless otherwise specified, no part of this report may be reproduced or utilized in any part, form or by any means, electronic or mechanical, including photocopying and microfilm, without permission in writing from PCTEST Engineering Laboratory, Inc. If you have any questions about this international copyright or have an enquiry about obtaining additional rights to this report or assembly of contents thereof, please contact [INFO@PCTEST.COM](mailto:INFO@PCTEST.COM).

5/18/2018



## PCTEST Hearing-Aid Compatibility Facility

**DUT: ZNFL211BL**

Type: Portable Handset

Serial: 05871

**Measurement Standard:** ANSI C63.19-2011

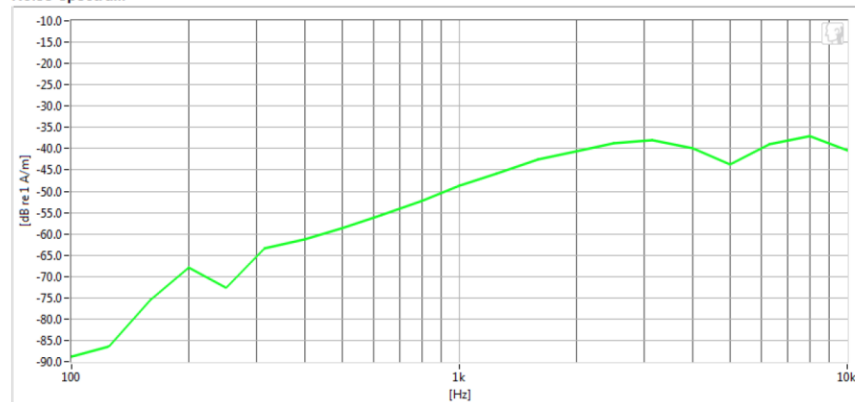
**Equipment:**

- Probe: Radial T-Coil Probe – SN: TEM-1130; Calibrated: 12/07/2016

**Test Configuration:**

- Mode: UMTS Band V
- Channel: 4183



**Noise Spectrum**



**Results**

|      |           |   |         |       |
|------|-----------|---|---------|-------|
| ABM1 | -3.94 dB  | ✓ | Minimum | -18.0 |
| ABM2 | -36.77 dB | ✓ | Maximum | 0.0   |
| SNNR | 32.83 dB  | ✓ | Minimum | 20.0  |

PCTEST 2018

|  |   |                                      |   |  |
|--|---|--------------------------------------|---|--|
| <b>FCC ID:</b> ZNFL211BL                   |  | <b>HAC (T-COIL) TEST REPORT</b>      |  | <b>Approved by:</b><br>Quality Manager |
| <b>Filename:</b><br>1M1804240084-08-R1.ZNF | <b>Test Dates:</b><br>05/17/2018 - 05/18/2018                                       | <b>DUT Type:</b><br>Portable Handset |   | Page 49 of 67                          |

© 2018 PCTEST Engineering Laboratory, Inc.

REV 3.2.M  
04/17/2018

© 2018 PCTEST Engineering Laboratory, Inc. All rights reserved. Unless otherwise specified, no part of this report may be reproduced or utilized in any part, form or by any means, electronic or mechanical, including photocopying and microfilm, without permission in writing from PCTEST Engineering Laboratory, Inc. If you have any questions about this international copyright or have an enquiry about obtaining additional rights to this report or assembly of contents thereof, please contact [INFO@PCTEST.COM](mailto:INFO@PCTEST.COM).

5/18/2018



## PCTEST Hearing-Aid Compatibility Facility

**DUT: ZNFL211BL**

Type: Portable Handset

Serial: 05871

**Measurement Standard:** ANSI C63.19-2011

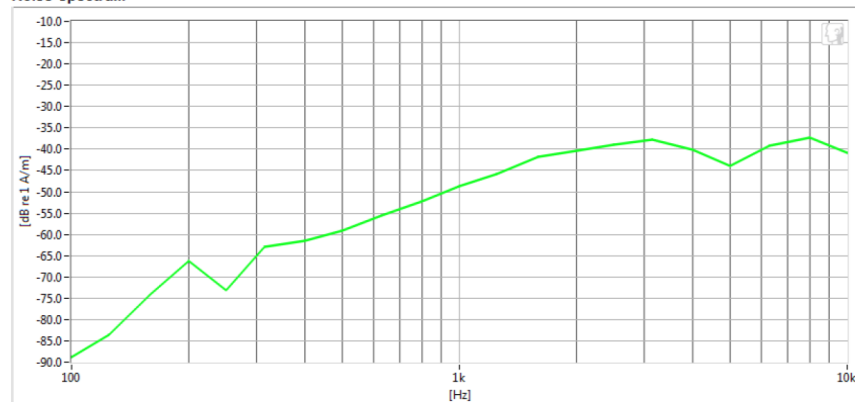
**Equipment:**

- Probe: Radial T-Coil Probe – SN: TEM-1130; Calibrated: 12/07/2016

**Test Configuration:**

- Mode: UMTS Band IV
- Channel: 1412



**Noise Spectrum**



**Results**

|      |           |   |         |       |
|------|-----------|---|---------|-------|
| ABM1 | -3.94 dB  | ✓ | Minimum | -18.0 |
| ABM2 | -36.67 dB | ✓ | Maximum | 0.0   |
| SNNR | 32.73 dB  | ✓ | Minimum | 20.0  |

PCTEST 2018

|  |   |                                      |   |  |
|--|---|--------------------------------------|---|--|
| <b>FCC ID:</b> ZNFL211BL                   |  | <b>HAC (T-COIL) TEST REPORT</b>      |  | <b>Approved by:</b><br>Quality Manager |
| <b>Filename:</b><br>1M1804240084-08-R1.ZNF | <b>Test Dates:</b><br>05/17/2018 - 05/18/2018                                       | <b>DUT Type:</b><br>Portable Handset |   | Page 50 of 67                          |

© 2018 PCTEST Engineering Laboratory, Inc.

REV 3.2.M  
04/17/2018

© 2018 PCTEST Engineering Laboratory, Inc. All rights reserved. Unless otherwise specified, no part of this report may be reproduced or utilized in any part, form or by any means, electronic or mechanical, including photocopying and microfilm, without permission in writing from PCTEST Engineering Laboratory, Inc. If you have any questions about this international copyright or have an enquiry about obtaining additional rights to this report or assembly of contents thereof, please contact [INFO@PCTEST.COM](mailto:INFO@PCTEST.COM).

5/18/2018



## PCTEST Hearing-Aid Compatibility Facility

**DUT: ZNFL211BL**

Type: Portable Handset

Serial: 05871

**Measurement Standard:** ANSI C63.19-2011

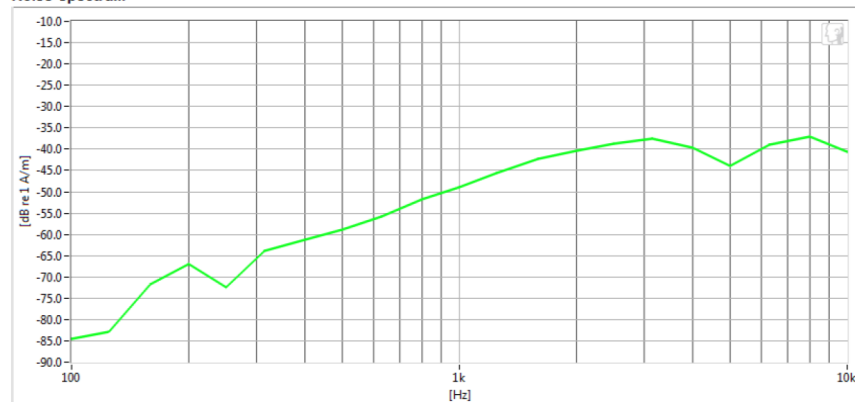
**Equipment:**

- Probe: Radial T-Coil Probe – SN: TEM-1130; Calibrated: 12/07/2016

**Test Configuration:**

- Mode: UMTS Band II
- Channel: 9400



**Noise Spectrum**



**Results**

|      |           |   |         |       |
|------|-----------|---|---------|-------|
| ABM1 | -3.66 dB  | ✓ | Minimum | -18.0 |
| ABM2 | -36.59 dB | ✓ | Maximum | 0.0   |
| SNNR | 32.93 dB  | ✓ | Minimum | 20.0  |

PCTEST 2018

|  |   |                                      |   |  |
|--|---|--------------------------------------|---|--|
| <b>FCC ID:</b> ZNFL211BL                   |  | <b>HAC (T-COIL) TEST REPORT</b>      |  | <b>Approved by:</b><br>Quality Manager |
| <b>Filename:</b><br>1M1804240084-08-R1.ZNF | <b>Test Dates:</b><br>05/17/2018 - 05/18/2018                                       | <b>DUT Type:</b><br>Portable Handset |   | Page 51 of 67                          |

© 2018 PCTEST Engineering Laboratory, Inc.

REV 3.2.M  
04/17/2018

© 2018 PCTEST Engineering Laboratory, Inc. All rights reserved. Unless otherwise specified, no part of this report may be reproduced or utilized in any part, form or by any means, electronic or mechanical, including photocopying and microfilm, without permission in writing from PCTEST Engineering Laboratory, Inc. If you have any questions about this international copyright or have an enquiry about obtaining additional rights to this report or assembly of contents thereof, please contact [INFO@PCTEST.COM](mailto:INFO@PCTEST.COM).

5/18/2018



## PCTEST Hearing-Aid Compatibility Facility

DUT: ZNFL211BL

Type: Portable Handset

Serial: 05871

Measurement Standard: ANSI C63.19-2011

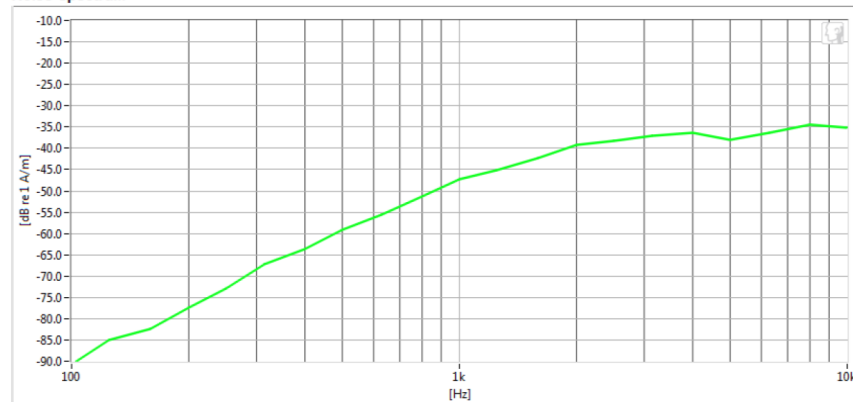
### Equipment:

- Probe: Radial T-Coil Probe – SN: TEM-1130; Calibrated: 12/07/2016

### Test Configuration:

- Mode: LTE FDD Band 66
- Bandwidth: 20MHz
- Channel: 132572

Noise Spectrum



### Results

|      |           |   |         |       |
|------|-----------|---|---------|-------|
| ABM1 | -9 dB     | ✓ | Minimum | -18.0 |
| ABM2 | -35.43 dB | ✓ | Maximum | 0.0   |
| SNNR | 26.43 dB  | ✓ | Minimum | 20.0  |

PCTEST 2018

|                                     |  |                               |    |                                 |
|-------------------------------------|--|-------------------------------|----|---------------------------------|
| FCC ID: ZNFL211BL                   | PCTEST<br>ENGINEERING LABORATORY, INC. | HAC (T-COIL) TEST REPORT      | LG | Approved by:<br>Quality Manager |
| Filename:<br>1M1804240084-08-R1.ZNF | Test Dates:<br>05/17/2018 - 05/18/2018 | DUT Type:<br>Portable Handset |    | Page 52 of 67                   |

© 2018 PCTEST Engineering Laboratory, Inc.

REV 3.2.M  
04/17/2018

© 2018 PCTEST Engineering Laboratory, Inc. All rights reserved. Unless otherwise specified, no part of this report may be reproduced or utilized in any part, form or by any means, electronic or mechanical, including photocopying and microfilm, without permission in writing from PCTEST Engineering Laboratory, Inc. If you have any questions about this international copyright or have an enquiry about obtaining additional rights to this report or assembly of contents thereof, please contact [INFO@PCTEST.COM](mailto:INFO@PCTEST.COM).

5/18/2018



## PCTEST Hearing-Aid Compatibility Facility

**DUT: ZNFL211BL**

Type: Portable Handset

Serial: 05871

**Measurement Standard:** ANSI C63.19-2011

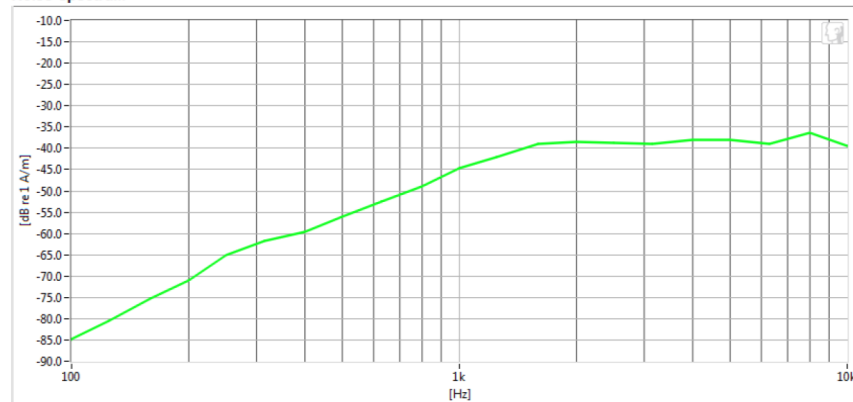
### Equipment:

- Probe: Radial T-Coil Probe – SN: TEM-1130; Calibrated: 12/07/2016

### Test Configuration:

- Mode: 2.4GHz WIFI
- Standard: IEEE 802.11b
- Channel: 6

**Noise Spectrum**



### Results

|      |           |   |         |       |
|------|-----------|---|---------|-------|
| ABM1 | -12.54 dB | ✓ | Minimum | -18.0 |
| ABM2 | -34.57 dB | ✓ | Maximum | 0.0   |
| SNNR | 22.03 dB  | ✓ | Minimum | 20.0  |

PCTEST 2018

|  |   |                                      |           |  |
|--|---|--------------------------------------|-----------|--|
| <b>FCC ID:</b> ZNFL211BL                   | <b>PCTEST</b><br>ENGINEERING LABORATORY, INC. | <b>HAC (T-COIL) TEST REPORT</b>      | <b>LG</b> | <b>Approved by:</b><br>Quality Manager |
| <b>Filename:</b><br>1M1804240084-08-R1.ZNF | <b>Test Dates:</b><br>05/17/2018 - 05/18/2018 | <b>DUT Type:</b><br>Portable Handset |           | Page 53 of 67                          |

© 2018 PCTEST Engineering Laboratory, Inc.

REV 3.2.M  
04/17/2018

© 2018 PCTEST Engineering Laboratory, Inc. All rights reserved. Unless otherwise specified, no part of this report may be reproduced or utilized in any part, form or by any means, electronic or mechanical, including photocopying and microfilm, without permission in writing from PCTEST Engineering Laboratory, Inc. If you have any questions about this international copyright or have an enquiry about obtaining additional rights to this report or assembly of contents thereof, please contact [INFO@PCTEST.COM](mailto:INFO@PCTEST.COM).



## PCTEST Hearing-Aid Compatibility Facility

**DUT: ZNFL211BL**

Type: Portable Handset

Serial: 05871

**Measurement Standard:** ANSI C63.19-2011

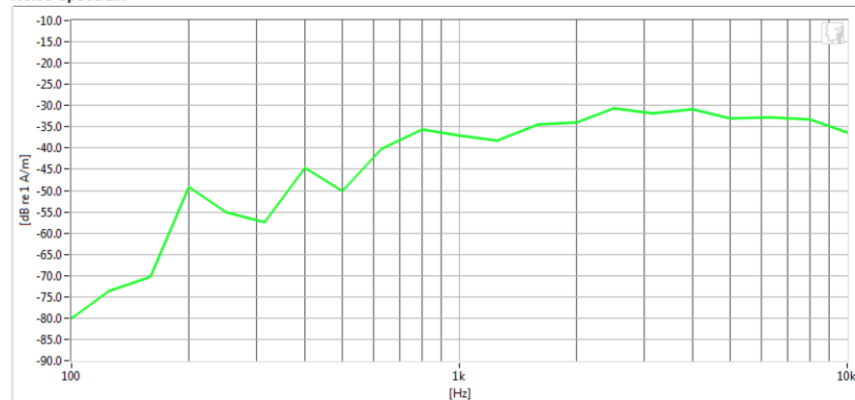
**Equipment:**

- Probe: Radial T-Coil Probe – SN: TEM-1130; Calibrated: 12/07/2016

**Test Configuration:**

- VoIP Application: Google Duo
- Mode: EDGE 850
- Channel: 190
- Speech Signal: ITU-T P.50 Artificial Voice

**Noise Spectrum**



**Results**

|      |           |   |         |       |
|------|-----------|---|---------|-------|
| ABM1 | 4.61 dB   | ✓ | Minimum | -18.0 |
| ABM2 | -27.53 dB | ✓ | Maximum | 0.0   |
| SNNR | 32.14 dB  | ✓ | Minimum | 20.0  |

PCTEST 2018



|  |   |                                      |  |  |
|--|---|--------------------------------------|--|--|
| <b>FCC ID:</b> ZNFL211BL                   |   | <b>HAC (T-COIL) TEST REPORT</b>      |  | <b>Approved by:</b><br>Quality Manager |
| <b>Filename:</b><br>1M1804240084-08-R1.ZNF | <b>Test Dates:</b><br>05/17/2018 - 05/18/2018 | <b>DUT Type:</b><br>Portable Handset |  | Page 54 of 67                          |

© 2018 PCTEST Engineering Laboratory, Inc.

REV 3.2.M  
04/17/2018

© 2018 PCTEST Engineering Laboratory, Inc. All rights reserved. Unless otherwise specified, no part of this report may be reproduced or utilized in any part, form or by any means, electronic or mechanical, including photocopying and microfilm, without permission in writing from PCTEST Engineering Laboratory, Inc. If you have any questions about this international copyright or have an enquiry about obtaining additional rights to this report or assembly of contents thereof, please contact [INFO@PCTEST.COM](mailto:INFO@PCTEST.COM).

## 13. CALIBRATION CERTIFICATES

|  |   |                                      |   |  |
|--|---|--------------------------------------|---|--|
| <b>FCC ID:</b> ZNFL211BL                   |  | <b>HAC (T-COIL) TEST REPORT</b>      |  | <b>Approved by:</b><br>Quality Manager |
| <b>Filename:</b><br>1M1804240084-08-R1.ZNF | <b>Test Dates:</b><br>05/17/2018 - 05/18/2018                                       | <b>DUT Type:</b><br>Portable Handset |   | Page 55 of 67                          |

© 2018 PCTEST Engineering Laboratory, Inc.

REV 3.2.M  
04/17/2018

© 2018 PCTEST Engineering Laboratory, Inc. All rights reserved. Unless otherwise specified, no part of this report may be reproduced or utilized in any part, form or by any means, electronic or mechanical, including photocopying and microfilm, without permission in writing from PCTEST Engineering Laboratory, Inc. If you have any questions about this international copyright or have an enquiry about obtaining additional rights to this report or assembly of contents thereof, please contact [INFO@PCTEST.COM](mailto:INFO@PCTEST.COM).

West Caldwell Calibration Laboratories Inc.

# Certificate of Calibration

for

## AXIAL T COIL PROBE

Manufactured by: TEM CONSULTING  
Model No: AXIAL T COIL PROBE  
Serial No: TEM-1124  
Calibration Recall No: 27068

## Submitted By:

Customer: ANDREW HARWELL  
Company: PCTEST ENGINEERING LAB  
Address: 6660-B DOBBIN ROAD  
COLUMBIA MD 21045

The subject instrument was calibrated to the indicated specification using standards traceable to the National Institute of Standards and Technology or to accepted values of natural physical constants. This document certifies that the instrument met the following specification upon its return to the submitter.

West Caldwell Calibration Laboratories Procedure No. AXIAL T C TEM C

Upon receipt for Calibration, the instrument was found to be:

Within ( X )

tolerance of the indicated specification. See attached Report of Calibration.

West Caldwell Calibration Laboratories' calibration control system meets the following requirements, ISO 10012-1 MIL STD 45662A, ANSI/NC SL Z540-1, IEC Guide 25, ISO 9001:2008 and ISO 17025

Note: With this Certificate, Report of Calibration is Included.

Approved by:

Calibration Date: 07-Dec-16

Certificate No: 27068 - 3

QA Doc. #1051 Rev. 2.0 10/1/01

Certificate Page 1 of 1

Felix Christopher (QA Mgr.)

ISO/IEC 17025:2005

West Caldwell  
Calibration  
Laboratories, Inc.  
uncompromised calibration  
1575 State Route 96, Victor, NY 14564, U.S.A.



Calibration Lab. Cert. # 1533.01

FCC ID: ZNFL211BL



HAC (T-COIL) TEST REPORT



Approved by:  
Quality Manager

Filename:  
1M1804240084-08-R1.ZNF

Test Dates:  
05/17/2018 - 05/18/2018

DUT Type:  
Portable Handset

Page 56 of 67

© 2018 PCTEST Engineering Laboratory, Inc.

REV 3.2.M  
04/17/2018

© 2018 PCTEST Engineering Laboratory, Inc. All rights reserved. Unless otherwise specified, no part of this report may be reproduced or utilized in any part, form or by any means, electronic or mechanical, including photocopying and microfilm, without permission in writing from PCTEST Engineering Laboratory, Inc. If you have any questions about this international copyright or have an enquiry about obtaining additional rights to this report or assembly of contents thereof, please contact INFO@PCTEST.COM.

## REPORT OF CALIBRATION

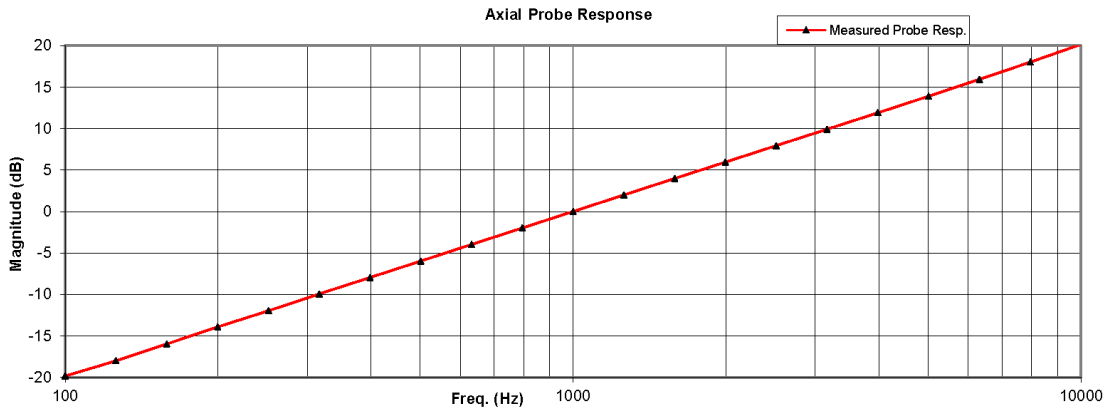
TEM Consulting LP Axial T Coil Probe  
Company : PCTEST Engineering Lab.

for  
Model No.: Axial T Coil Probe

Serial No.: TEM 1124  
I. D. No: 80578

|  |          |         |  |
|--|----------|---------|--|
| Calibration results:   |          |         |  |
| Probe Sensitivity measured with Helmholtz Coil   |          |         |  |
| <b>Helmholtz Coil;</b>   |          |         |  |
| the number of turns on each coil;  | 10       | No.     |  |
| the radius of each coil, in meters;  | 0.204    | m       |  |
| the current in the coils, in amperes;  | 0.09     | A       |  |
| <b>Helmholtz Coil Constant;</b>  | 7.09     | A/m/V   |  |
| <b>Helmholtz Coil magnetic field;</b>  | 5.98     | A/m     |  |
| Before & after data same: ...X....   |          |         |  |
| Laboratory Environment:  |          |         |  |
| Ambient Temperature:   | 20.2     | °C      |  |
| Ambient Humidity:  | 31.4     | % RH    |  |
| Ambient Pressure:  | 99.1     | kPa     |  |
| Calibration Date:  | 7-Dec-16 |         |  |
| Probe Sensitivity at   | 1000     | Hz.     |  |
| was  | -60.23   | dBV/A/m |  |
|  | 0.974    | mV/A/m  |  |
| Probe resistance   | 904      | Ohms    |  |
| Report Number:   | 27068    | -3      |  |
| Control Number:  | 27068    |         |  |
| <b>The above listed instrument meets or exceeds the tested manufacturer's specifications.</b>          |          |         |  |
| This Calibration is traceable through NIST test numbers: 683/284413-14                                 |          |         |  |
| The expanded uncertainty of calibration: 0.30dB at 95% confidence level with a coverage factor of k=2. |          |         |  |

Graph represents Probes Frequency Response.



The above listed instrument was checked using calibration procedure documented in West Caldwell Calibration Laboratories Inc. procedure : **Rev. 7.0 Jan. 24, 2014 Doc. # 1038 HCATEMC**

Calibration was performed by West Caldwell Calibration Laboratories Inc. under Operating Procedures intended to implement the requirements of ISO10012-1, IEC Guide 25, ANSI/NCSL Z540-1, (MIL-STD-45662A) and ISO 9001:2008, ISO 17025

Cal. Date: 7-Dec-2016  
Calibrated on WCCL system type 9700

Measurements performed by: FC  
**Felix Christopher**

This document shall not be reproduced, except in full, without the written approval from West Caldwell Cal. Labs., Inc.

Rev. 7.0 Jan. 24, 2014 Doc. # 1038 HCATEMC

Page 1 of 2

|                                     |   |                               |           |                                 |
|-------------------------------------|---|-------------------------------|-----------|---------------------------------|
| FCC ID: ZNLF211BL                   | <b>PCTEST</b><br>ENGINEERING LABORATORY, INC. | HAC (T-COIL) TEST REPORT      | <b>LG</b> | Approved by:<br>Quality Manager |
| Filename:<br>1M1804240084-08-R1.ZNF | Test Dates:<br>05/17/2018 - 05/18/2018        | DUT Type:<br>Portable Handset |           | Page 57 of 67                   |

© 2018 PCTEST Engineering Laboratory, Inc.

REV 3.2.M  
04/17/2018

© 2018 PCTEST Engineering Laboratory, Inc. All rights reserved. Unless otherwise specified, no part of this report may be reproduced or utilized in any part, form or by any means, electronic or mechanical, including photocopying and microfilm, without permission in writing from PCTEST Engineering Laboratory, Inc. If you have any questions about this international copyright or have an enquiry about obtaining additional rights to this report or assembly of contents thereof, please contact INFO@PCTEST.COM.

West Caldwell Calibration Laboratories Inc.

1575 State Route 96, Victor NY 14564  
Tel. (585) 586-3900 FAX (585) 586-4327

**Calibration Data Record**

TEM Consulting LP Axial T Coil Probe

Model No.: Axial T Coil Probe

Serial No.: TEM 1124

Company : PCTEST Engineering Lab.

| Test | Function                 | Tolerance  | Measured values   |     |         |
|------|--------------------------|--|---|-----|---------|
|      |                          |  | Before  | Out | Remarks |
| 1.0  | Probe Sensitivity at     | 1000 Hz. $\pm$ BV/A/m  | -60.23  |     |         |
| 2.0  | Probe Level Linearity    | $\pm$ dB<br>6<br>0<br>-6<br>-12<br>Ref. (0 $\pm$ dB)   | 6.03<br>0.00<br>-6.03<br>-12.05   |     |         |
| 3.0  | Probe Frequency Response | Hz<br>100<br>126<br>158<br>200<br>251<br>316<br>398<br>501<br>631<br>794<br>1000<br>1259<br>1585<br>1995<br>2512<br>3162<br>3981<br>5012<br>6310<br>7943<br>10000<br>Ref. (0 $\pm$ dB) | -19.8<br>-18.0<br>-16.0<br>-13.9<br>-12.0<br>-9.9<br>-8.0<br>-6.0<br>-4.0<br>-2.0<br>0.0<br>2.0<br>4.0<br>6.0<br>7.9<br>9.9<br>11.9<br>13.9<br>15.9<br>18.0<br>20.2 |     |         |

| Instruments used for calibration: |        |              | Date of Cal. | Traceability No. | Due Date   |
|-----------------------------------|--------|--------------|--------------|------------------|------------|
| HP                                | 34401A | S/N 36064102 | 1-Oct-2016   | ,287708          | 1-Oct-2017 |
| HP                                | 34401A | S/N 36102471 | 1-Oct-2016   | ,287708          | 1-Oct-2017 |
| HP                                | 33120A | S/N 36043716 | 1-Oct-2016   | ,287708          | 1-Oct-2017 |
| B&K                               | 2133   | S/N 1583254  | 1-Oct-2016   | 683/284413-14    | 1-Oct-2017 |



Cal. Date: 7-Dec-2016

Tested by: Felix Christopher

Calibrated on WCCL system type 9700

This document shall not be reproduced, except in full, without the written approval from West Caldwell Cal. Labs. Inc.

Rev. 7.0 Jan. 24, 2014 Doc. #1038 HCATEMC

|                                     |   |                               |   |                                 |
|-------------------------------------|---|-------------------------------|---|---------------------------------|
| FCC ID: ZNLF211BL                   |  | HAC (T-COIL) TEST REPORT      |  | Approved by:<br>Quality Manager |
| Filename:<br>1M1804240084-08-R1.ZNF | Test Dates:<br>05/17/2018 - 05/18/2018  | DUT Type:<br>Portable Handset |   | Page 58 of 67                   |

West Caldwell Calibration Laboratories Inc.

# Certificate of Calibration

for

## RADIAL T COIL PROBE

Manufactured by: TEM CONSULTING  
Model No: RADIAL T COIL PROBE  
Serial No: TEM-1130  
Calibration Recall No: 27068

## Submitted By:

Customer: ANDREW HARWELL  
Company: PCTEST ENGINEERING LAB  
Address: 6660-B DOBBIN ROAD  
COLUMBIA MD 21045

The subject instrument was calibrated to the indicated specification using standards traceable to the National Institute of Standards and Technology or to accepted values of natural physical constants. This document certifies that the instrument met the following specification upon its return to the submitter.

West Caldwell Calibration Laboratories Procedure No. RADIAL T TEM C

Upon receipt for Calibration, the instrument was found to be:

Within ( X )

tolerance of the indicated specification. See attached Report of Calibration.

West Caldwell Calibration Laboratories' calibration control system meets the following requirements, ISO 10012-1 MIL STD 45662A, ANSI/NC SL Z540-1, IEC Guide 25, ISO 9001:2008 and ISO 17025

Note: With this Certificate, Report of Calibration is included.

Approved by:

Calibration Date: 07-Dec-16

Certificate No: 27068 -2

QA Doc. #1051 Rev. 2.0 10/1/01



Certificate Page 1 of 1

Felix Christopher (QA Mgr.)  
ISO/IEC 17025:2005

**West Caldwell Calibration Laboratories, Inc.**  
uncompromised calibration  
1575 State Route 96, Victor, NY 14564, U.S.A.



Calibration Lab. Cert. # 1533.01

|                                     |  |                               |  |                                 |
|-------------------------------------|--|-------------------------------|--|---------------------------------|
| FCC ID: ZNFL211BL                   |  PCTEST<br>ENGINEERING LABORATORY, INC. | HAC (T-COIL) TEST REPORT      |  LG | Approved by:<br>Quality Manager |
| Filename:<br>1M1804240084-08-R1.ZNF | Test Dates:<br>05/17/2018 - 05/18/2018   | DUT Type:<br>Portable Handset |  | Page 59 of 67                   |

© 2018 PCTEST Engineering Laboratory, Inc.

REV 3.2.M  
04/17/2018

© 2018 PCTEST Engineering Laboratory, Inc. All rights reserved. Unless otherwise specified, no part of this report may be reproduced or utilized in any part, form or by any means, electronic or mechanical, including photocopying and microfilm, without permission in writing from PCTEST Engineering Laboratory, Inc. If you have any questions about this international copyright or have an enquiry about obtaining additional rights to this report or assembly of contents thereof, please contact INFO@PCTEST.COM.



1575 State Route 96, Victor NY 14564

ISO/IEC 17025: 2005



Calibration Lab. Cert. # 1533.01

## REPORT OF CALIBRATION

TEM Consulting LP Radial T Coil Probe

for  
Model No.: Radial T Coil Probe

Serial No.: TEM-1130

Company : PCTEST Engineering Lab.

I. D. No: 80579

## Calibration results:

Probe Sensitivity measured with Helmholtz Coil

**Helmholtz Coil;**  
 the number of turns on each coil; 10 No.  
 the radius of each coil, in meters; 0.204 m  
 the current in the coils, in amperes; 0.09 A  
**Helmholtz Coil Constant;** 7.09 A/m/V  
**Helmholtz Coil magnetic field;** 5.98 A/m

Before &amp; after data same: ...X....

Laboratory Environment:

Ambient Temperature: 20.2 °C  
 Ambient Humidity: 31.4 % RH  
 Ambient Pressure: 99.1 kPa  
 Calibration Date: 7-Dec-16

Probe Sensitivity at 1000 Hz.  
 was -60.27 dBV/A/m  
 0.969 mV/A/m  
 Probe resistance 902 Ohms

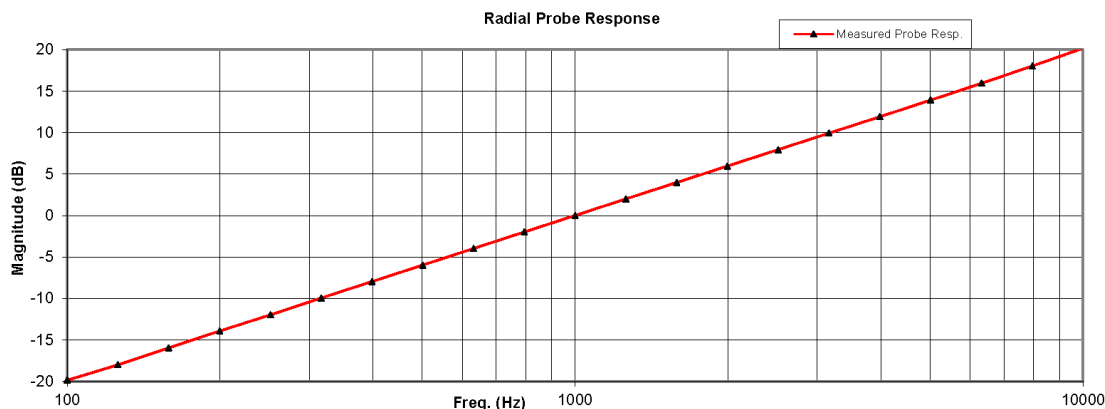
Report Number: 27068 -2  
 Control Number: 27068

The above listed instrument meets or exceeds the tested manufacturer's specifications.

This Calibration is traceable through NIST test numbers: 683/284413-14

The expanded uncertainty of calibration: 0.30dB at 95% confidence level with a coverage factor of k=2.

Graph represents Probes Frequency Response.



The above listed instrument was checked using calibration procedure documented in West Caldwell

Calibration Laboratories Inc. procedure :

Rev. 7.0 Jan. 24, 2014 Doc. # 1038 HCRTEMC

Calibration was performed by West Caldwell Calibration Laboratories Inc. under Operating Procedures

intended to implement the requirements of ISO10012-1, IEC Guide 25, ANSI/NCSL Z540-1, (MIL-STD-45662A) and ISO 9001:2008, ISO 17025

Cal. Date: 7-Dec-2016

Measurements performed by: FC

Calibrated on WCCL system type 9700

Felix Christopher

This document shall not be reproduced, except in full, without the written approval from West Caldwell Cal. Labs., Inc.

Rev. 7.0 Jan. 24, 2014 Doc. # 1038 HCRTEMC

Page 1 of 2

|                                     |  |                               |    |                                 |
|-------------------------------------|--|-------------------------------|----|---------------------------------|
| FCC ID: ZNLF211BL                   | PCTEST<br>ENGINEERING LABORATORY, INC. | HAC (T-COIL) TEST REPORT      | LG | Approved by:<br>Quality Manager |
| Filename:<br>1M1804240084-08-R1.ZNF | Test Dates:<br>05/17/2018 - 05/18/2018 | DUT Type:<br>Portable Handset |    | Page 60 of 67                   |

© 2018 PCTEST Engineering Laboratory, Inc.

REV 3.2.M  
04/17/2018

© 2018 PCTEST Engineering Laboratory, Inc. All rights reserved. Unless otherwise specified, no part of this report may be reproduced or utilized in any part, form or by any means, electronic or mechanical, including photocopying and microfilm, without permission in writing from PCTEST Engineering Laboratory, Inc. If you have any questions about this international copyright or have an enquiry about obtaining additional rights to this report or assembly of contents thereof, please contact INFO@PCTEST.COM.

## West Caldwell Calibration Laboratories Inc.

1575 State Route 96, Victor NY 14564  
 Tel. (585) 586-3900 FAX (585) 586-4327

**Calibration Data Record**

TEM Consulting LP Radial T Coil Probe

Model No.: Radial T Coil Probe

Serial No.: TEM-1130

Company : PCTEST Engineering Lab.

| Test | Function                 | Tolerance             | Measured values |      |         |
|------|--------------------------|-----------------------|-----------------|------|---------|
|      |                          |                       | Before          | Out  | Remarks |
| 1.0  | Probe Sensitivity at     | 1000 Hz. $\mu$ BV/A/m | -60.27          |      |         |
| 2.0  | Probe Level Linearity    | $\mu$ B               |                 |      |         |
|      |                          | 6                     | 6.03            |      |         |
|      |                          | Ref. (0 $\mu$ B)      | 0               | 0.00 |         |
|      |                          | -6                    | -6.03           |      |         |
|      |                          | -12                   | -12.06          |      |         |
| 3.0  | Probe Frequency Response | Hz                    |                 |      |         |
|      |                          | 100                   | -19.9           |      |         |
|      |                          | 126                   | -18.0           |      |         |
|      |                          | 158                   | -16.0           |      |         |
|      |                          | 200                   | -13.9           |      |         |
|      |                          | 251                   | -12.0           |      |         |
|      |                          | 316                   | -10.0           |      |         |
|      |                          | 398                   | -8.0            |      |         |
|      |                          | 501                   | -6.0            |      |         |
|      |                          | 631                   | -4.0            |      |         |
|      |                          | 794                   | -2.0            |      |         |
|      |                          | Ref. (0 $\mu$ B)      | 1000            | 0.0  |         |
|      |                          | 1259                  | 2.0             |      |         |
|      |                          | 1585                  | 4.0             |      |         |
|      |                          | 1995                  | 6.0             |      |         |
|      |                          | 2512                  | 7.9             |      |         |
|      |                          | 3162                  | 9.9             |      |         |
|      |                          | 3981                  | 11.9            |      |         |
|      |                          | 5012                  | 13.9            |      |         |
|      |                          | 6310                  | 15.9            |      |         |
|      |                          | 7943                  | 18.0            |      |         |
|      |                          | 10000                 | 20.2            |      |         |

| Instruments used for calibration: |        |              | Date of Cal. | Traceability No. | Due Date   |
|-----------------------------------|--------|--------------|--------------|------------------|------------|
| HP                                | 34401A | S/N 36064102 | 1-Oct-2016   | ,287708          | 1-Oct-2017 |
| HP                                | 34401A | S/N 36102471 | 1-Oct-2016   | ,287708          | 1-Oct-2017 |
| HP                                | 33120A | S/N 36043716 | 1-Oct-2016   | ,287708          | 1-Oct-2017 |
| B&K                               | 2133   | S/N 1583254  | 1-Oct-2016   | 683/284413-14    | 1-Oct-2017 |



Cal. Date: 7-Dec-2016

Tested by: Felix Christopher

Calibrated on WCCL system type 9700

This document shall not be reproduced, except in full, without the written approval from West Caldwell Cal. Labs. Inc.



Rev. 7.0 Jan. 24, 2014 Doc. #1038 HCRTEMC

|                                     |   |                               |   |                                 |
|-------------------------------------|---|-------------------------------|---|---------------------------------|
| FCC ID: ZNLF211BL                   |  | HAC (T-COIL) TEST REPORT      |  | Approved by:<br>Quality Manager |
| Filename:<br>1M1804240084-08-R1.ZNF | Test Dates:<br>05/17/2018 - 05/18/2018  | DUT Type:<br>Portable Handset |   | Page 61 of 67                   |

## 14. CONCLUSION

The measurements indicate that the wireless communications device complies with the HAC limits specified in accordance with the ANSI C63.19 Standard and FCC WT Docket No. 01-309 RM-8658. Precise laboratory measures were taken to assure repeatability of the tests. The tested device complies with the requirements in respect to all parameters specific to the test. The test results and statements relate only to the item(s) tested.

The measurement system and techniques presented in this evaluation are proposed in the ANSI standard as a means of best approximating wireless device compatibility with a hearing-aid. The literature is under continual re-construction.

|  |   |                                      |   |  |
|--|---|--------------------------------------|---|--|
| <b>FCC ID:</b> ZNFL211BL                   |  | <b>HAC (T-COIL) TEST REPORT</b>      |  | <b>Approved by:</b><br>Quality Manager |
| <b>Filename:</b><br>1M1804240084-08-R1.ZNF | <b>Test Dates:</b><br>05/17/2018 - 05/18/2018                                       | <b>DUT Type:</b><br>Portable Handset |   | Page 62 of 67                          |



© 2018 PCTEST Engineering Laboratory, Inc.

REV 3.2.M  
04/17/2018

© 2018 PCTEST Engineering Laboratory, Inc. All rights reserved. Unless otherwise specified, no part of this report may be reproduced or utilized in any part, form or by any means, electronic or mechanical, including photocopying and microfilm, without permission in writing from PCTEST Engineering Laboratory, Inc. If you have any questions about this international copyright or have an enquiry about obtaining additional rights to this report or assembly of contents thereof, please contact [INFO@PCTEST.COM](mailto:INFO@PCTEST.COM).

## 15. REFERENCES

1. ANSI C63.19-2011, American National Standard for Methods of Measurement of Compatibility between Wireless communication devices and Hearing Aids., New York, NY, IEEE, May 2011
2. FCC Office of Engineering and Technology KDB, "285076 D01 HAC Guidance v05," September 13, 2017
3. FCC Office of Engineering and Technology KDB, "285076 D02 T-Coil Testing for CMRS IP v03," September 13, 2017
4. FCC Public Notice DA 06-1215, *Wireless Telecommunications Bureau and Office of Engineering and Technology Clarify Use of Revised Wireless Phone Hearing Aid Compatibility Standard*, June 6, 2006
5. FCC 3G Review Guidance, Laboratory Division OET FCC, May/June 2006
6. Berger, H. S., "Compatibility Between Hearing Aids and Wireless Devices," Electronic Industries Forum, Boston, MA, May, 1997
7. Berger, H. S., "Hearing Aid and Cellular Phone Compatibility: Working Toward Solutions," Wireless Telephones and Hearing Aids: New Challenges for Audiology, Gallaudet University, Washington, D.C., May, 1997 (To be reprinted in the American Journal of Audiology).
8. Berger, H. S., "Hearing Aid Compatibility with Wireless Communications Devices," IEEE International Symposium on Electromagnetic Compatibility, Austin, TX, August, 1997.
9. Bronaugh, E. L., "Simplifying EMI Immunity (Susceptibility) Tests in TEM Cells," in the 1990 IEEE International Symposium on Electromagnetic Compatibility Symposium Record, Washington, D.C., August 1990, pp. 488-491
10. Byrne, D. and Dillon, H., The National Acoustics Laboratory (NAL) New Procedure for Selecting the Gain and Frequency Response of a Hearing Aid, Ear and Hearing 7:257-265, 1986.
11. Crawford, M. L., "Measurement of Electromagnetic Radiation from Electronic Equipment using TEM Transmission Cells," U.S. Department of Commerce, National Bureau of Standards, NBSIR 73-306, Feb. 1973.
12. Crawford, M. L., and Workman, J. L., "Using a TEM Cell for EMC Measurements of Electronic Equipment," U.S. Department of Commerce, National Bureau of Standards. Technical Note 1013, July 1981.
13. EHIMA GSM Project, Development phase, Project Report (1<sup>st</sup> part) Revision A. Technical-Audiological Laboratory and Telecom Denmark, October 1993.
14. EHIMA GSM Project, Development phase, Part II Project Report. Technical-Audiological Laboratory and Telecom Denmark, June 1994.
15. EHIMA GSM Project Final Report, Hearing Aids and GSM Mobile Telephones: Interference Problems, Methods of Measurement and Levels of Immunity. Technical-Audiological Laboratory and Telecom Denmark, 1995.
16. HAMPIS Report, Comparison of Mobile phone electromagnetic near field with an upscaled electromagnetic far field, using hearing aid as reference, 21 October 1999.
17. Hearing Aids/GSM, Report from OTWIDAM, Technical-Audiological Laboratory and Telecom Denmark, April 1993.
18. IEEE 100, The Authoritative Dictionary of IEEE Standards Terms, Seventh Edition.
19. Joyner, K. H, et. al., Interference to Hearing Aids by the New Digital Mobile Telephone System, Global System for Mobile (GSM) Communication Standard, National Acoustic Laboratory, Australian Hearing Series, Sydney 1993.
20. Joyner, K. H., et. al., Interference to Hearing Aids by the Digital Mobile Telephone System, Global System for Mobile Communications (GSM), NAL Report #131, National Acoustic Laboratory, Australian Hearing Series, Sydney, 1995.
21. Kecker, W. T., Crawford, M. L., and Wilson, W. A., "Construction of a Transverse Electromagnetic Cell", U.S. Department of Commerce, National Bureau of Standards, Technical Note 1011, Nov. 1978.



|                                     |   |                               |   |                                 |
|-------------------------------------|---|-------------------------------|---|---------------------------------|
| FCC ID: ZNFL211BL                   |  | HAC (T-COIL) TEST REPORT      |  | Approved by:<br>Quality Manager |
| Filename:<br>1M1804240084-08-R1.ZNF | Test Dates:<br>05/17/2018 - 05/18/2018  | DUT Type:<br>Portable Handset |   | Page 63 of 67                   |

© 2018 PCTEST Engineering Laboratory, Inc.

REV 3.2.M  
04/17/2018

© 2018 PCTEST Engineering Laboratory, Inc. All rights reserved. Unless otherwise specified, no part of this report may be reproduced or utilized in any part, form or by any means, electronic or mechanical, including photocopying and microfilm, without permission in writing from PCTEST Engineering Laboratory, Inc. If you have any questions about this international copyright or have an enquiry about obtaining additional rights to this report or assembly of contents thereof, please contact INFO@PCTEST.COM.

22. Konigstein, D., and Hansen, D., "A New Family of TEM Cells with enlarged bandwidth and Optimized working Volume," in the Proceedings of the 7<sup>th</sup> International Symposium on EMC, Zurich, Switzerland, March 1987; 50:9, pp. 127-132.
23. Kuk, F., and Hjorstgaard, N. K., "Factors affecting interference from digital cellular telephones," Hearing Journal, 1997; 50:9, pp 32-34.
24. Ma, M. A., and Kanda, M., "Electromagnetic Compatibility and Interference Metrology," U.S. Department of Commerce, National Bureau of Standards, Technical Note 1099, July 1986, pp. 17-43.
25. Ma, M. A., Sreenivashiah, I. , and Chang, D. C., "A Method of Determining the Emission and Susceptibility Levels of Electrically Small Objects Using a TEM Cell," U.S. Department of Commerce, National Bureau of Standards, Technical Note 1040, July 1981.
26. McCandless, G. A., and Lyregaard, P. E., Prescription of Gain/Output (POGO) for Hearing Aids, Hearing Instruments 1:16-21, 1983
27. Skopec, M., "Hearing Aid Electromagnetic Interference from Digital Wireless Telephones, "IEEE Transactions on Rehabilitation Engineering, vol. 6, no. 2, pp. 235-239, June 1998.
28. Technical Report, GSM 05.90, GSM EMC Considerations, European Telecommunications Standards Institute, January 1993.
29. Victorian, T. A., "Digital Cellular Telephone Interference and Hearing Aid Compatibility—an Update," Hearing Journal 1998; 51:10, pp. 53-60
30. Wong, G. S. K., and Embleton, T. F. W., eds., AIP Handbook of Condenser Microphones: Theory, Calibration and Measurements, AIP Press.

|  |   |                                      |   |  |
|--|---|--------------------------------------|---|--|
| <b>FCC ID:</b> ZNFL211BL                   |  | <b>HAC (T-COIL) TEST REPORT</b>      |  | <b>Approved by:</b><br>Quality Manager |
| <b>Filename:</b><br>1M1804240084-08-R1.ZNF | <b>Test Dates:</b><br>05/17/2018 - 05/18/2018                                       | <b>DUT Type:</b><br>Portable Handset |   | Page 64 of 67                          |

© 2018 PCTEST Engineering Laboratory, Inc.

REV 3.2.M  
04/17/2018

© 2018 PCTEST Engineering Laboratory, Inc. All rights reserved. Unless otherwise specified, no part of this report may be reproduced or utilized in any part, form or by any means, electronic or mechanical, including photocopying and microfilm, without permission in writing from PCTEST Engineering Laboratory, Inc. If you have any questions about this international copyright or have an enquiry about obtaining additional rights to this report or assembly of contents thereof, please contact [INFO@PCTEST.COM](mailto:INFO@PCTEST.COM).