11AX20MIMO_Ant9_5320_52Tone_RU40

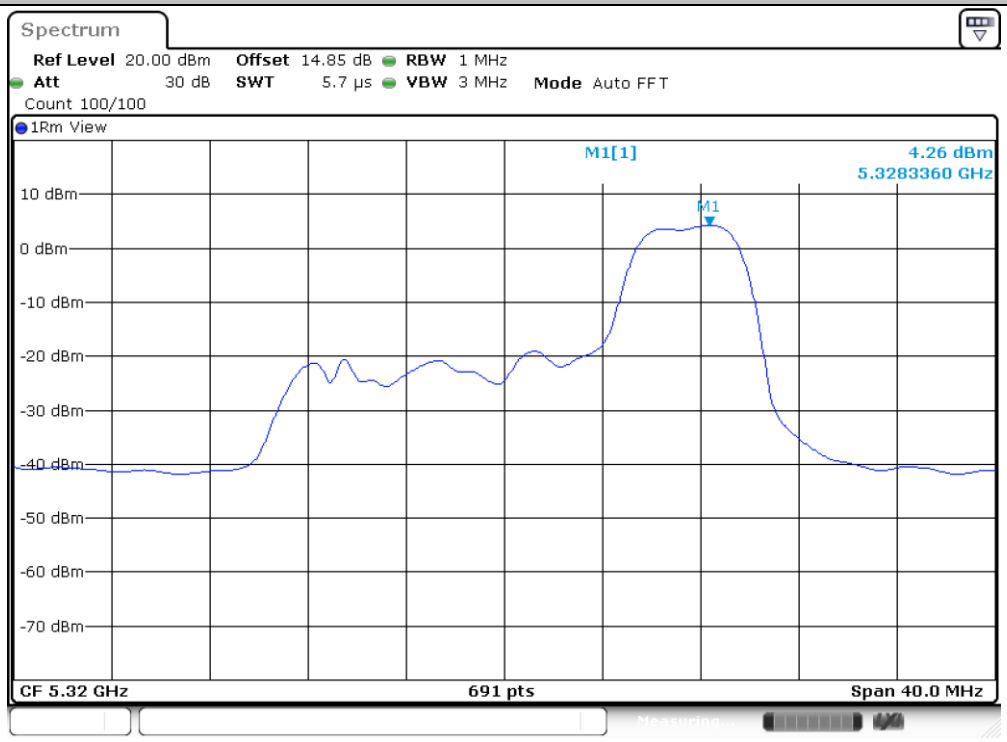

11AX20MIMO_Ant9_5320_106Tone_RU54

11AX20MIMO_Ant8_5320_26Tone_RU8

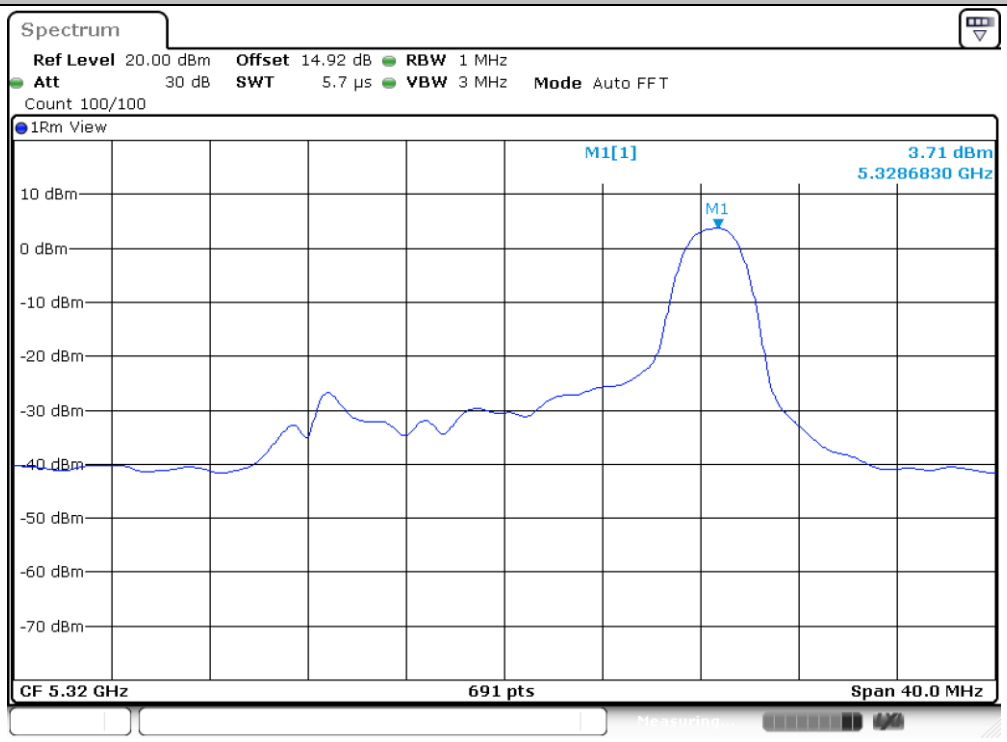

11AX20MIMO_Ant8_5320_52Tone_RU40

11AX20MIMO_Ant8_5320_106Tone_RU54

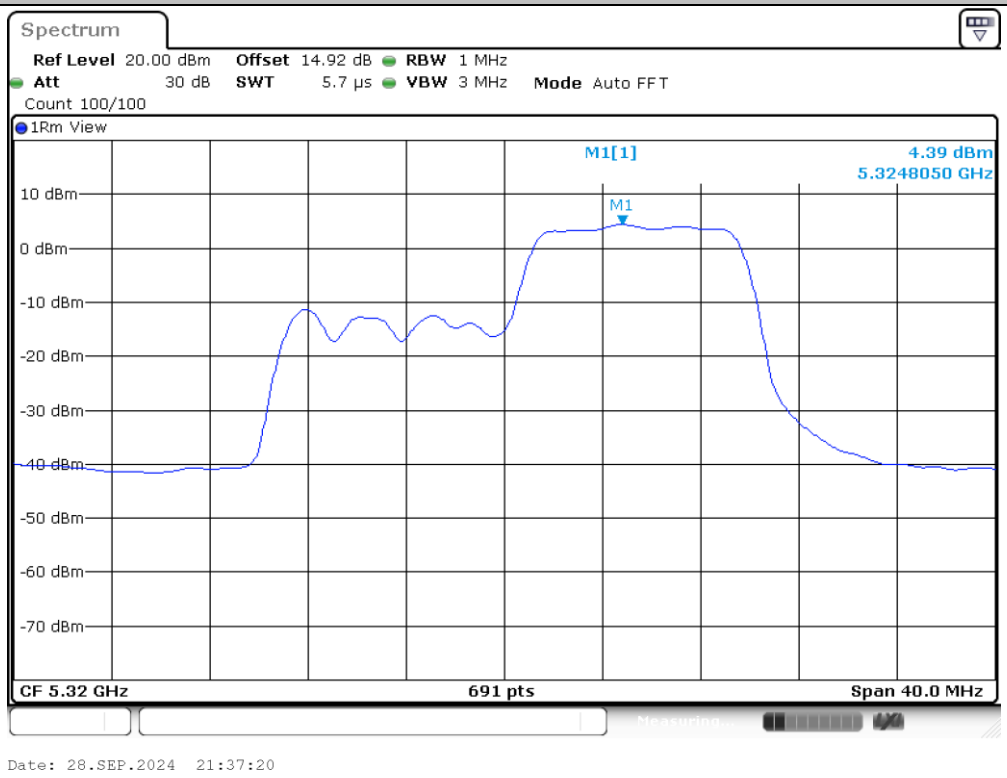

11AX20MIMO_total_5320_26Tone_RU8

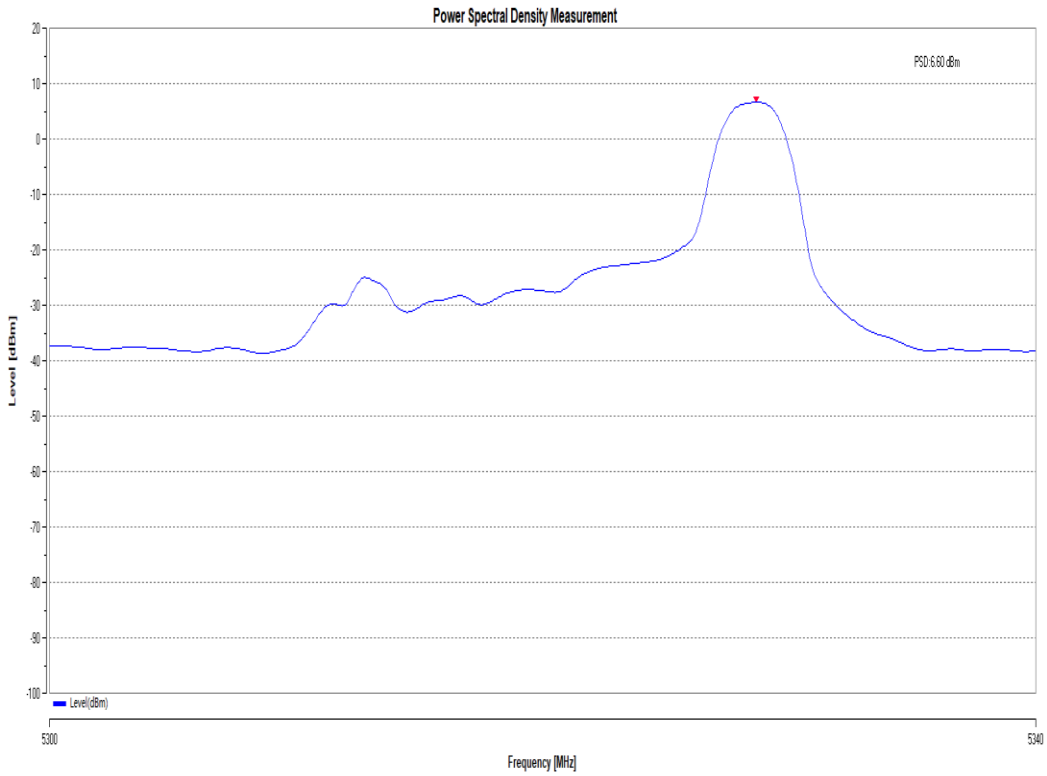

11AX20MIMO_total_5320_52Tone_RU40

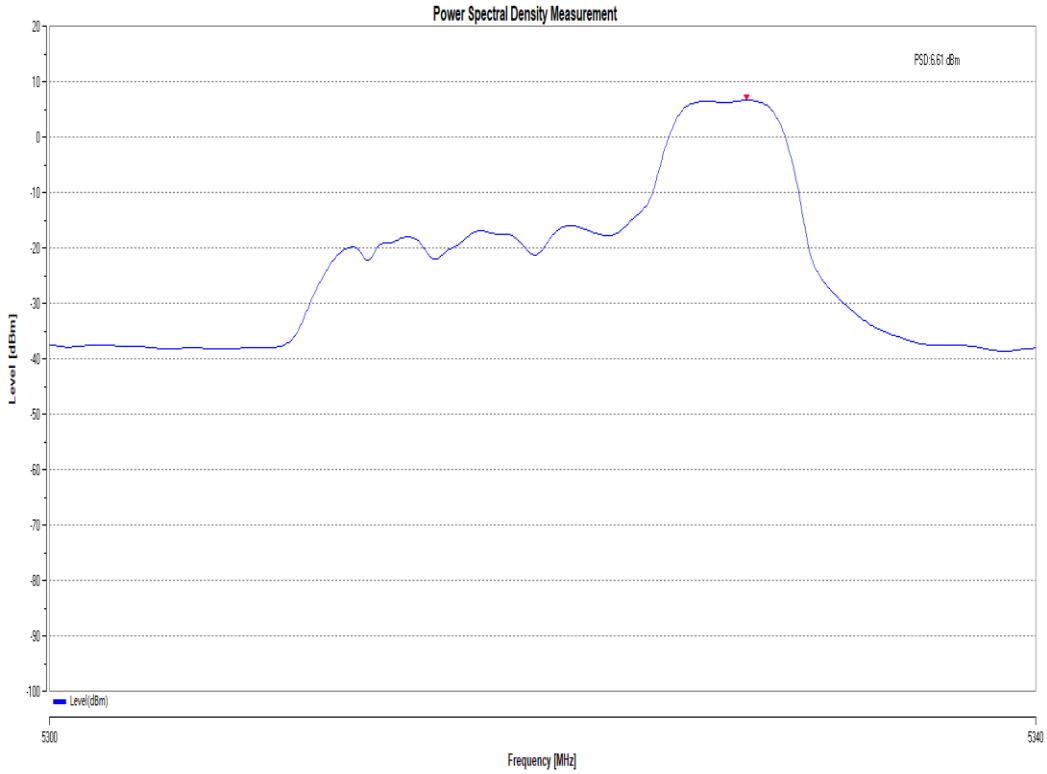

11AX20MIMO_total_5320_106Tone_RU54

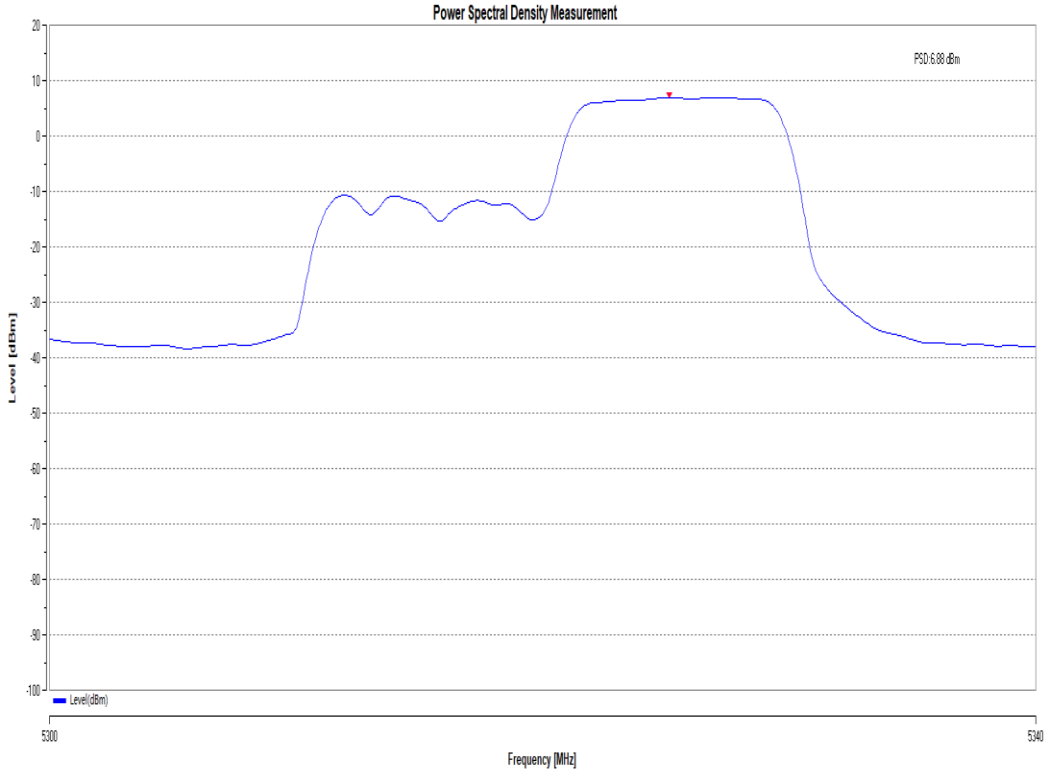

11AX20MIMO_Ant9_5500_26Tone_RU0

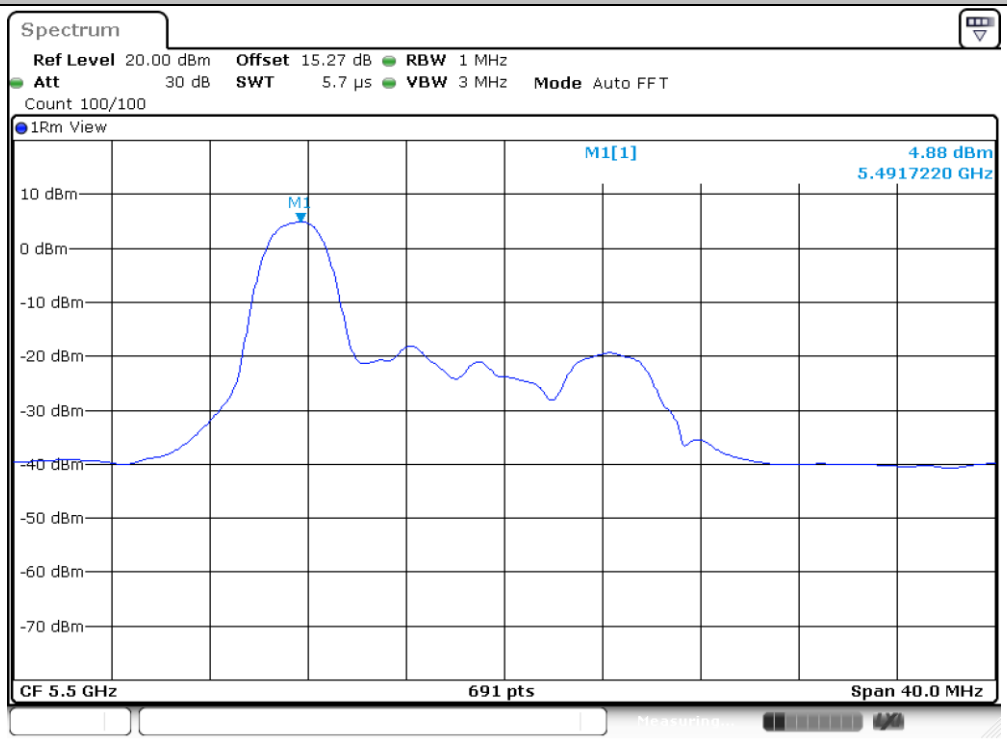

Date: 28.SEP.2024 22:07:22

11AX20MIMO_Ant9_5500_52Tone_RU37

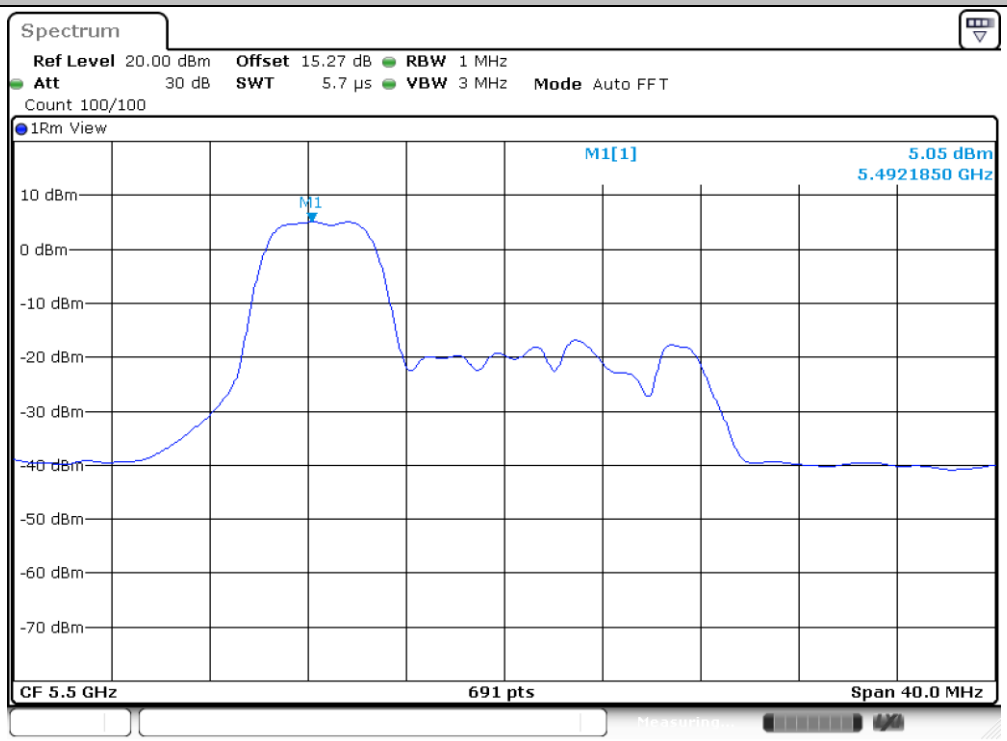

Date: 28.SEP.2024 22:09:29

11AX20MIMO_Ant9_5500_106Tone_RU53

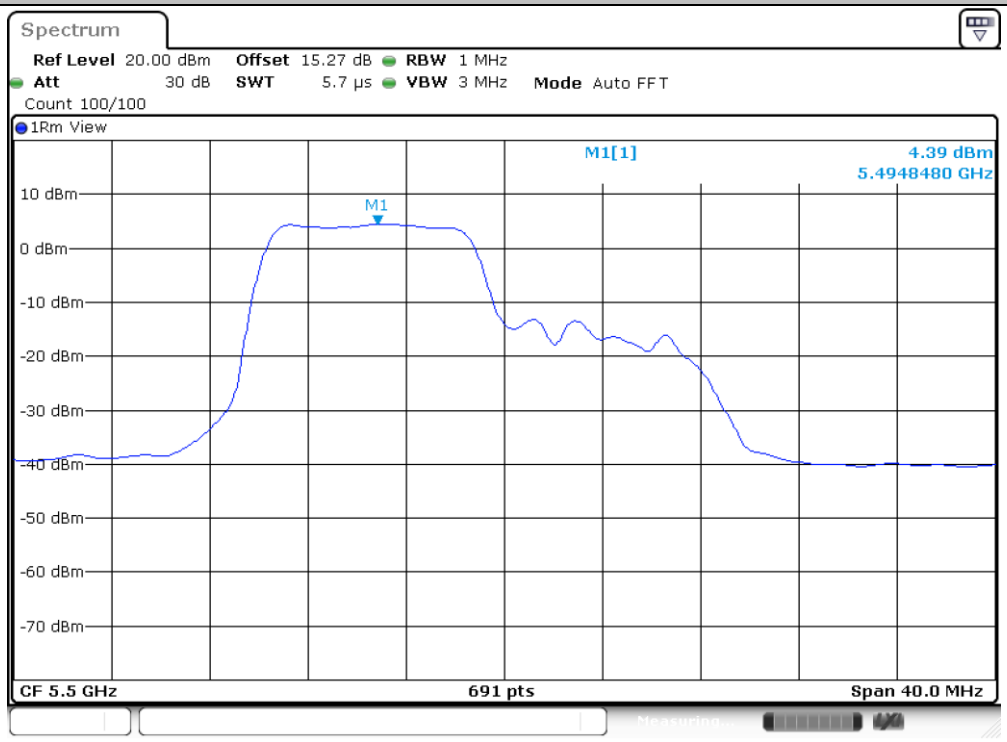

11AX20MIMO_Ant8_5500_26Tone_RU0

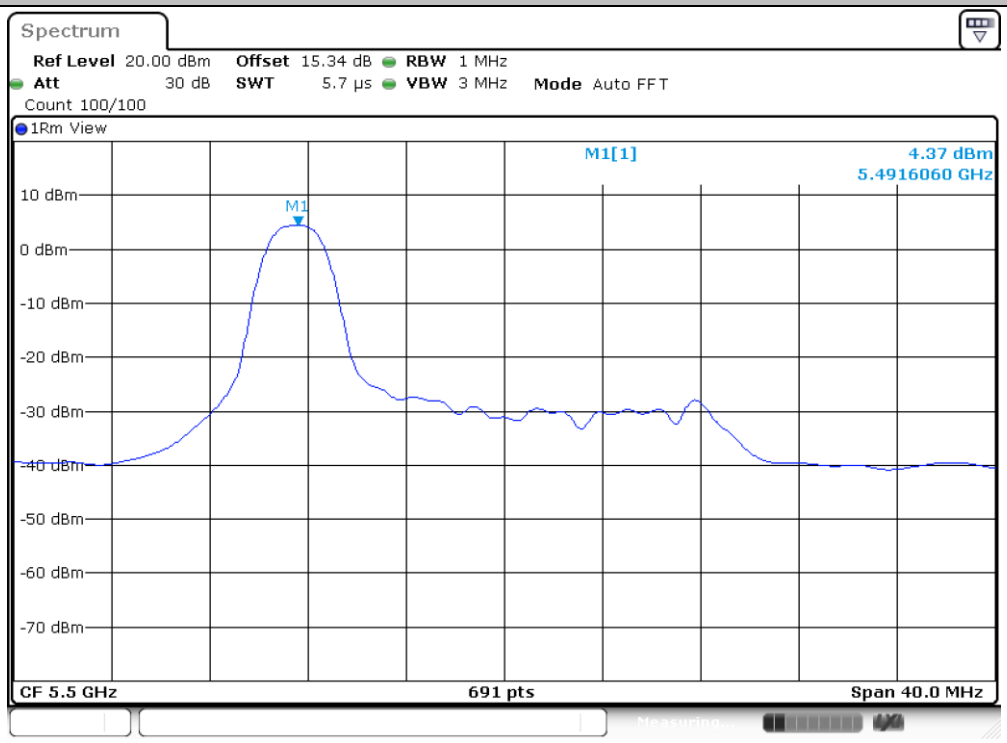

11AX20MIMO_Ant8_5500_52Tone_RU37

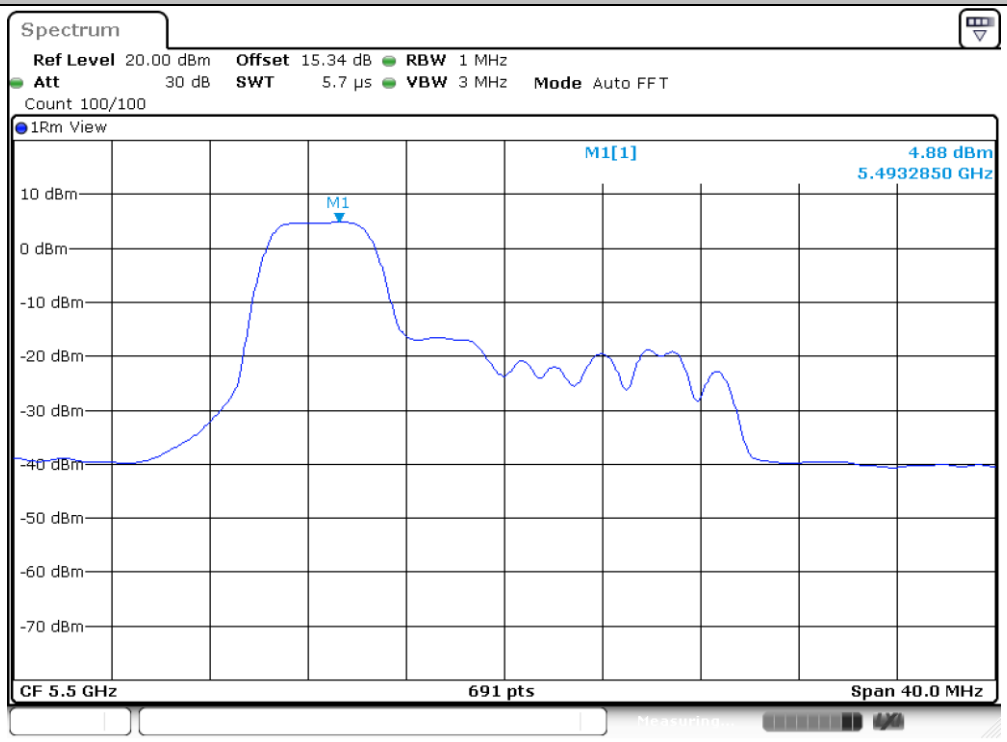

Date: 28.SEP.2024 22:10:05

11AX20MIMO_Ant8_5500_106Tone_RU53

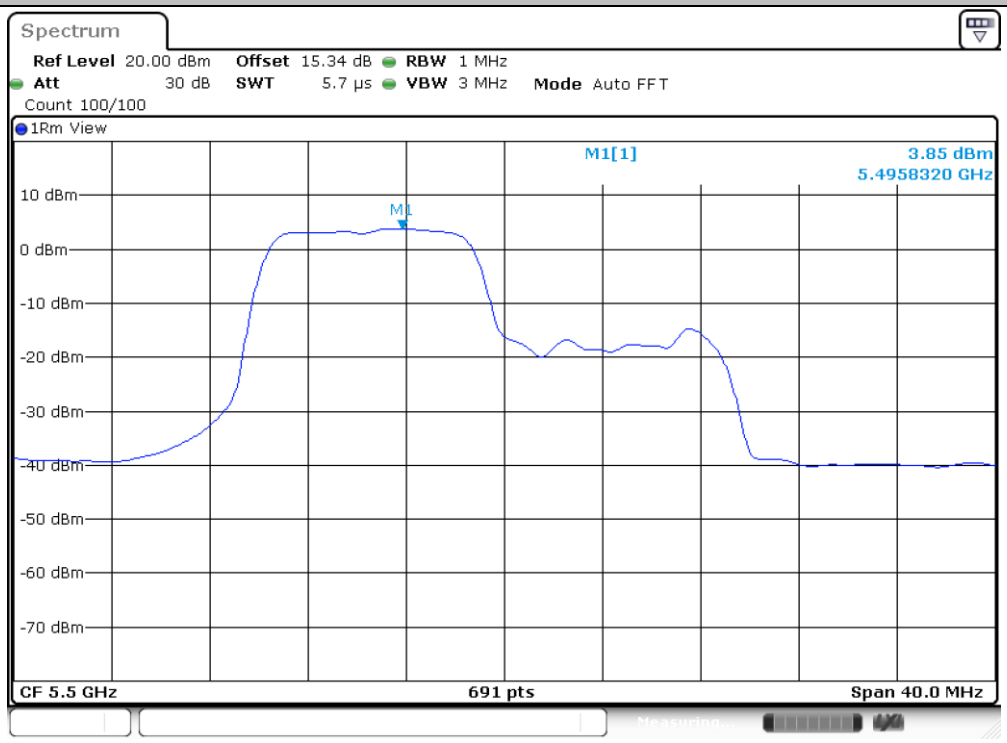

Date: 28.SEP.2024 22:13:16

11AX20MIMO_total_5500_26Tone_RU0

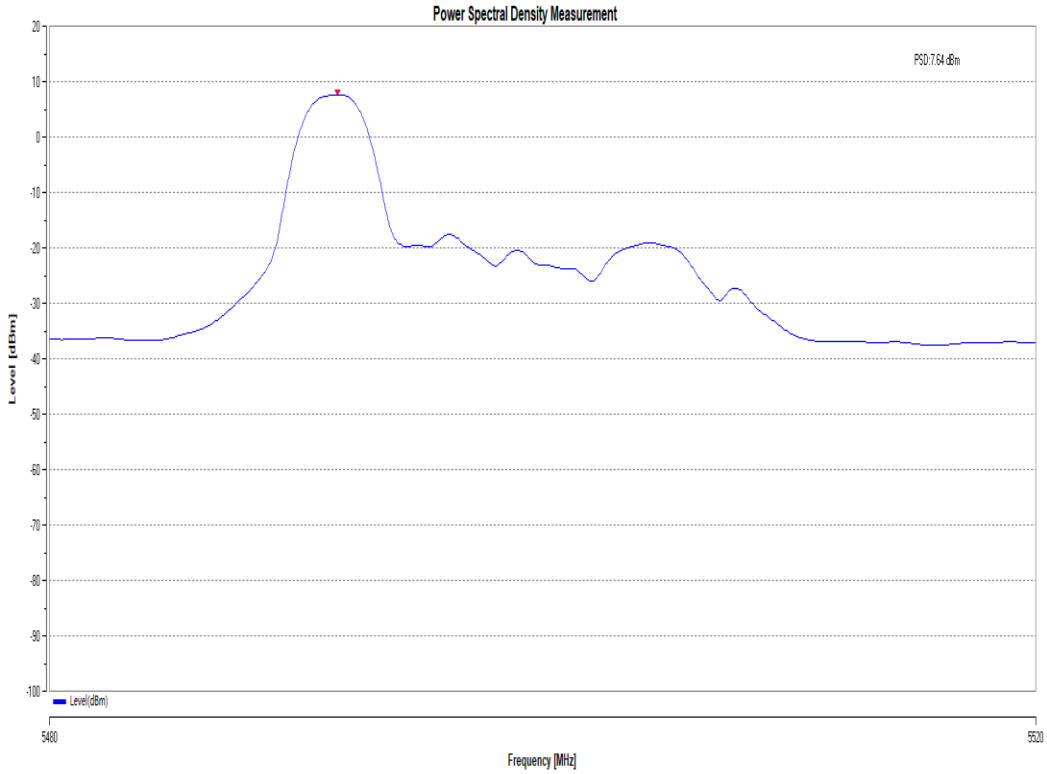

11AX20MIMO_total_5500_52Tone_RU37

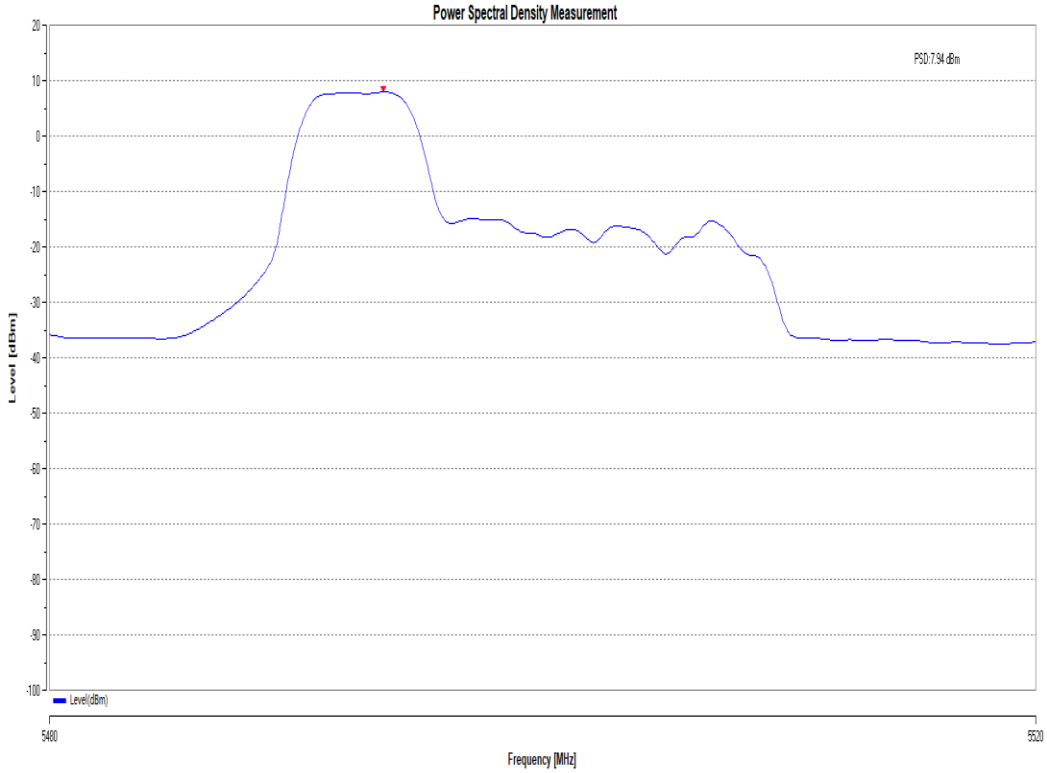

11AX20MIMO_total_5500_106Tone_RU53

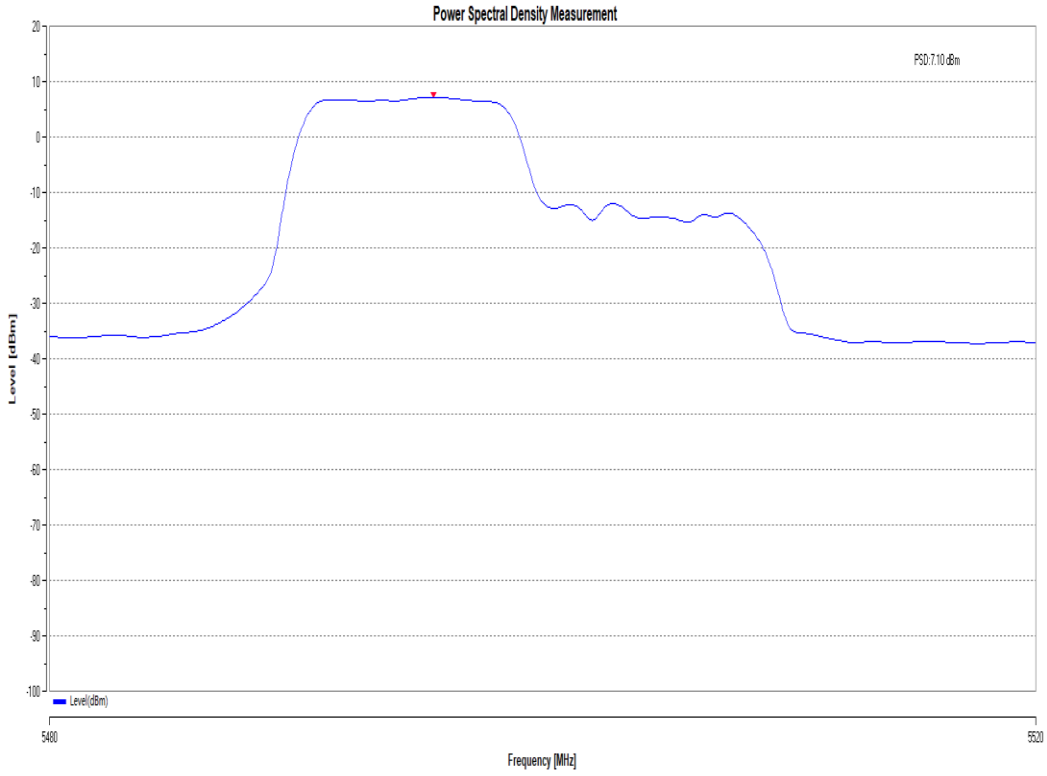

11AX20MIMO_Ant9_5700_26Tone_RU8

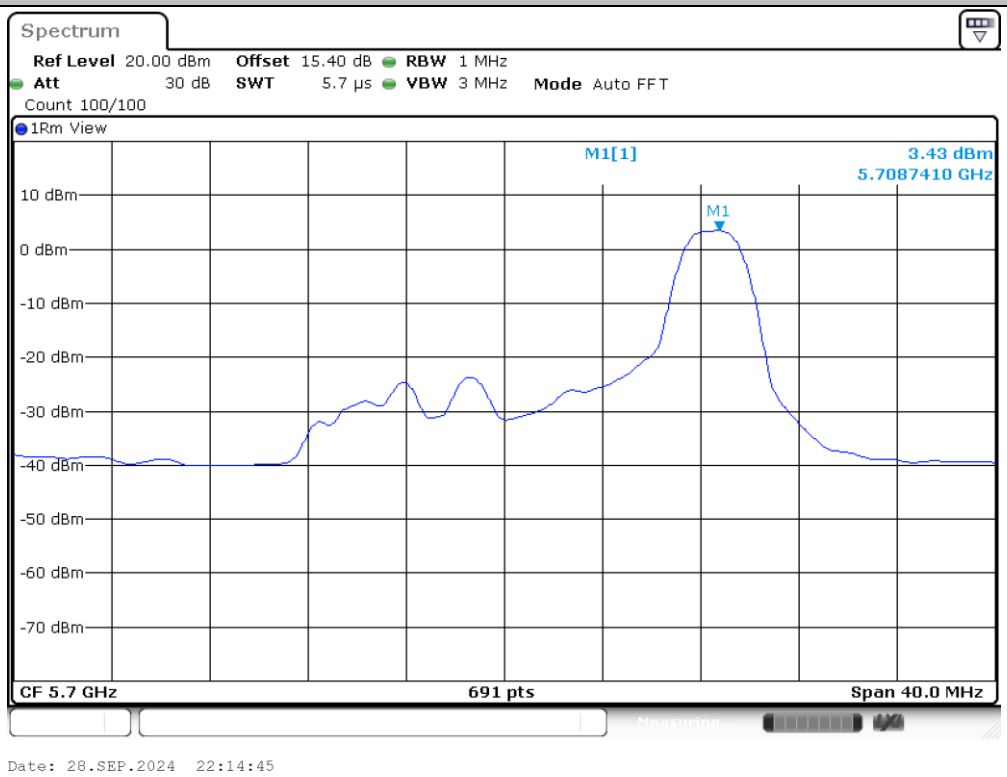

11AX20MIMO_Ant9_5700_52Tone_RU40

11AX20MIMO_Ant9_5700_106Tone_RU54

11AX20MIMO_Ant8_5700_26Tone_RU8

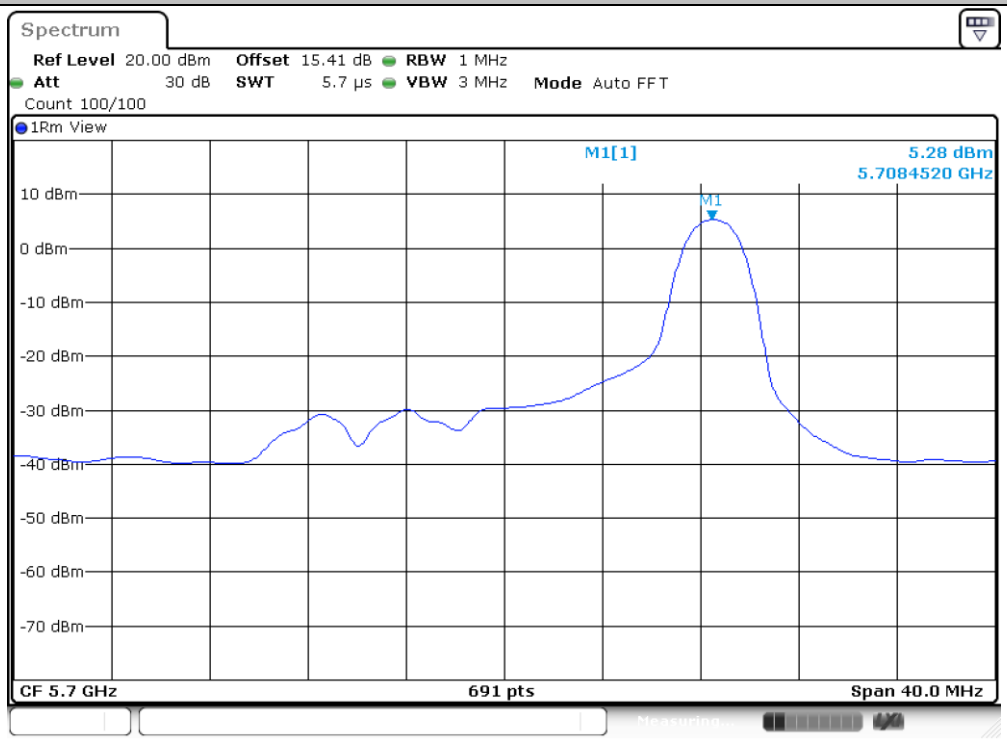

11AX20MIMO_Ant8_5700_52Tone_RU40

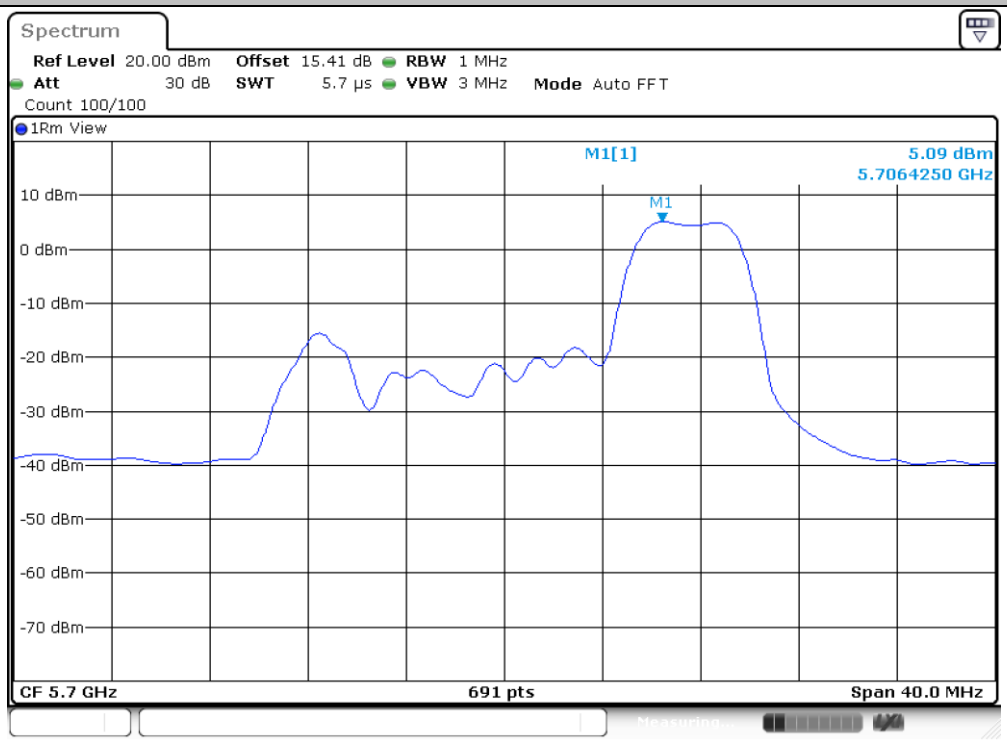

11AX20MIMO_Ant8_5700_106Tone_RU54

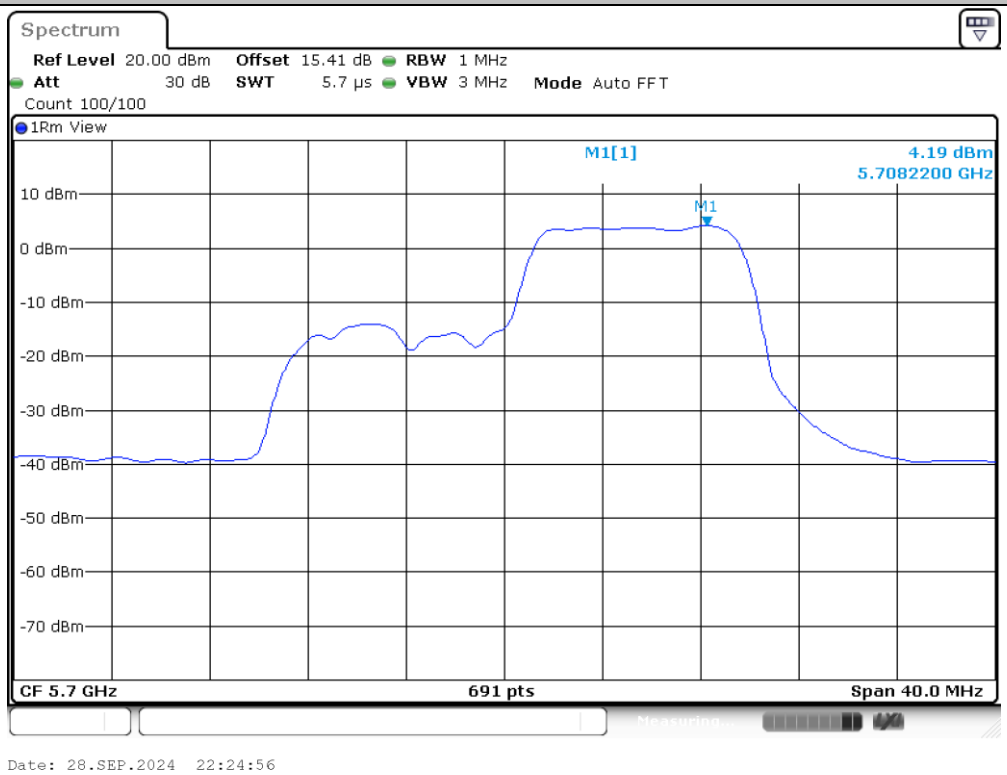

11AX20MIMO_total_5700_26Tone_RU8

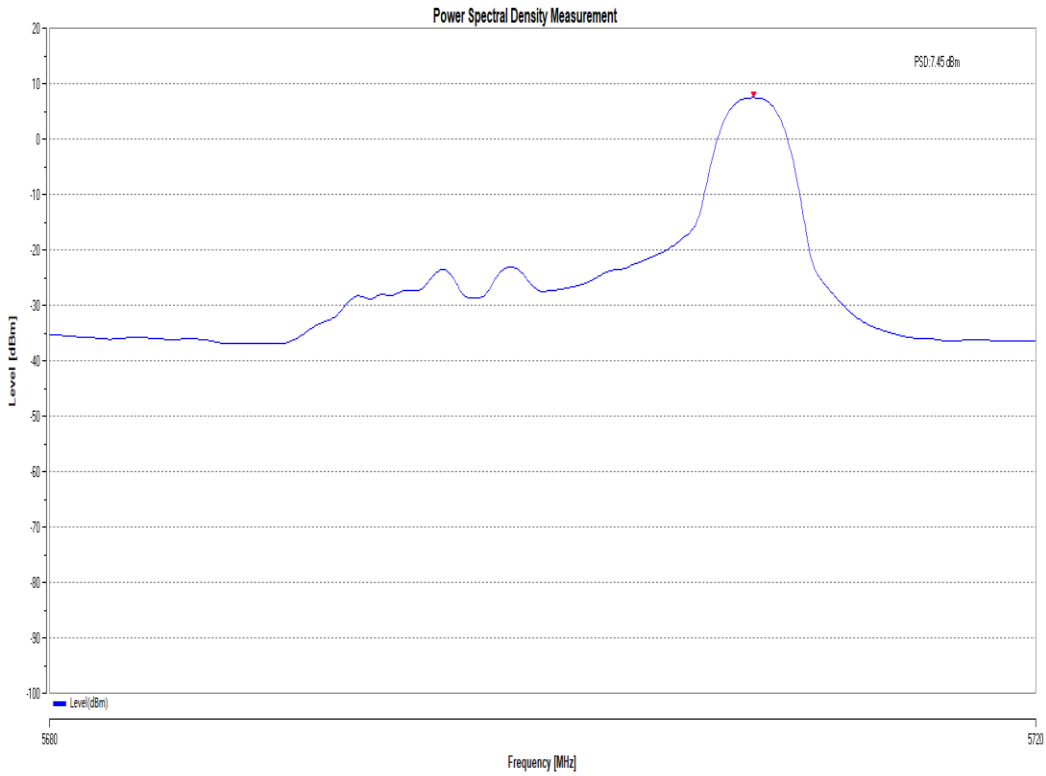

11AX20MIMO_total_5700_52Tone_RU40

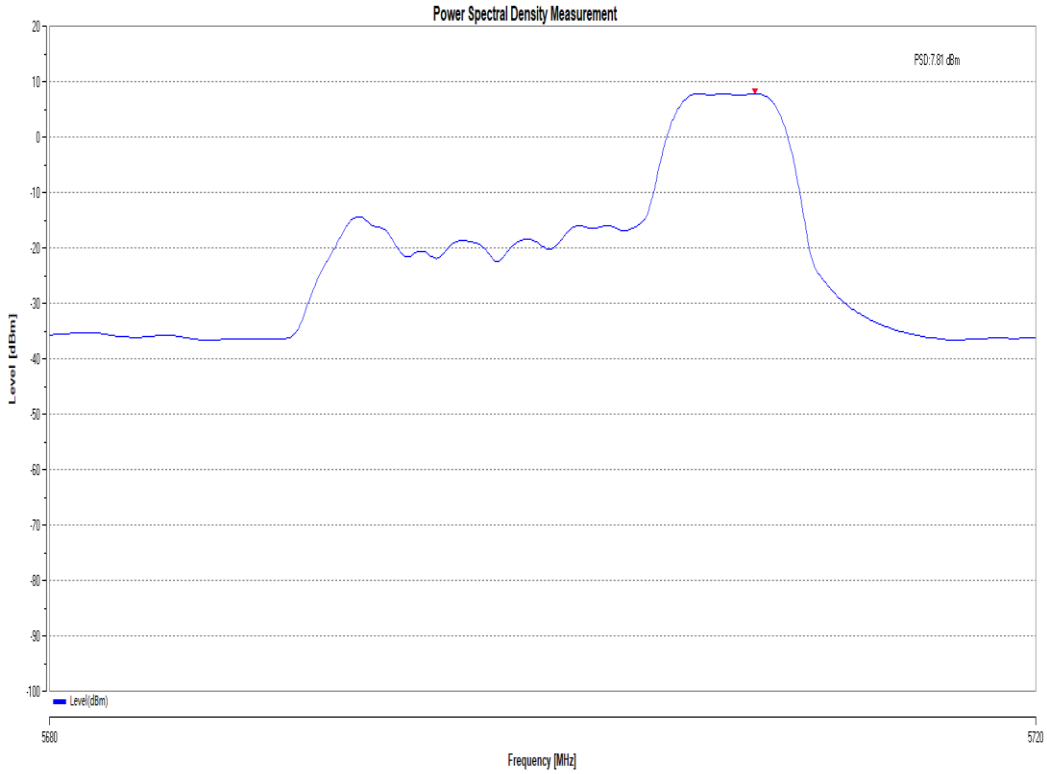

11AX20MIMO_total_5700_106Tone_RU54

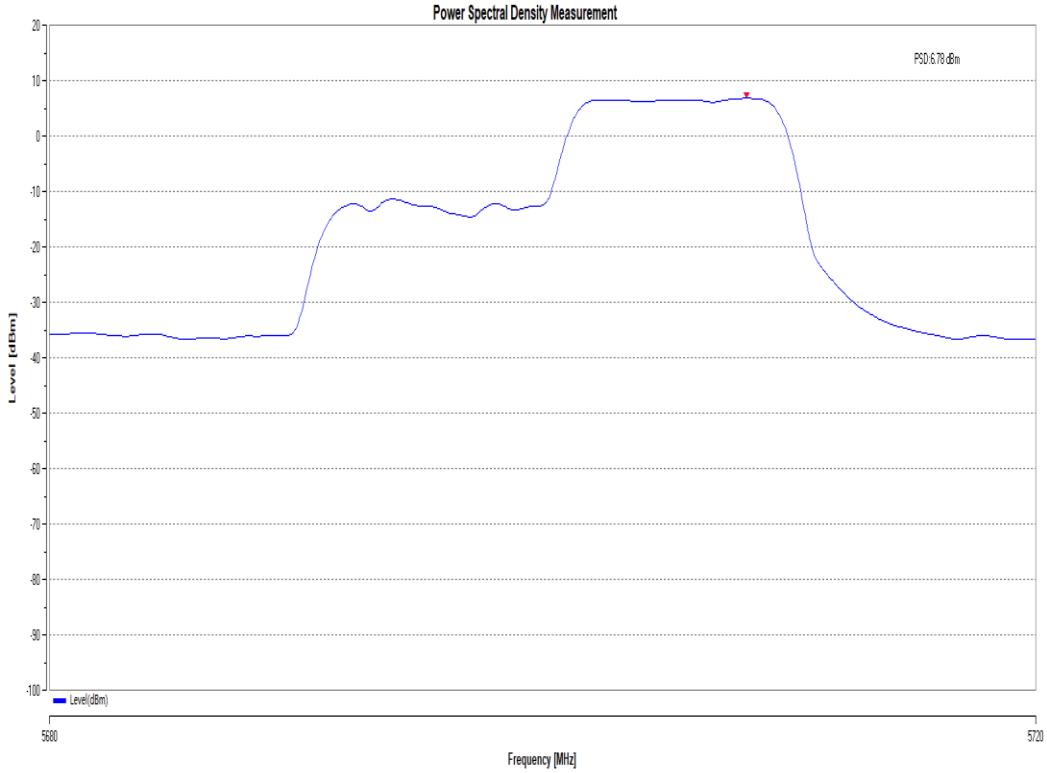

11AX20MIMO_Ant9_5745_26Tone_RU0

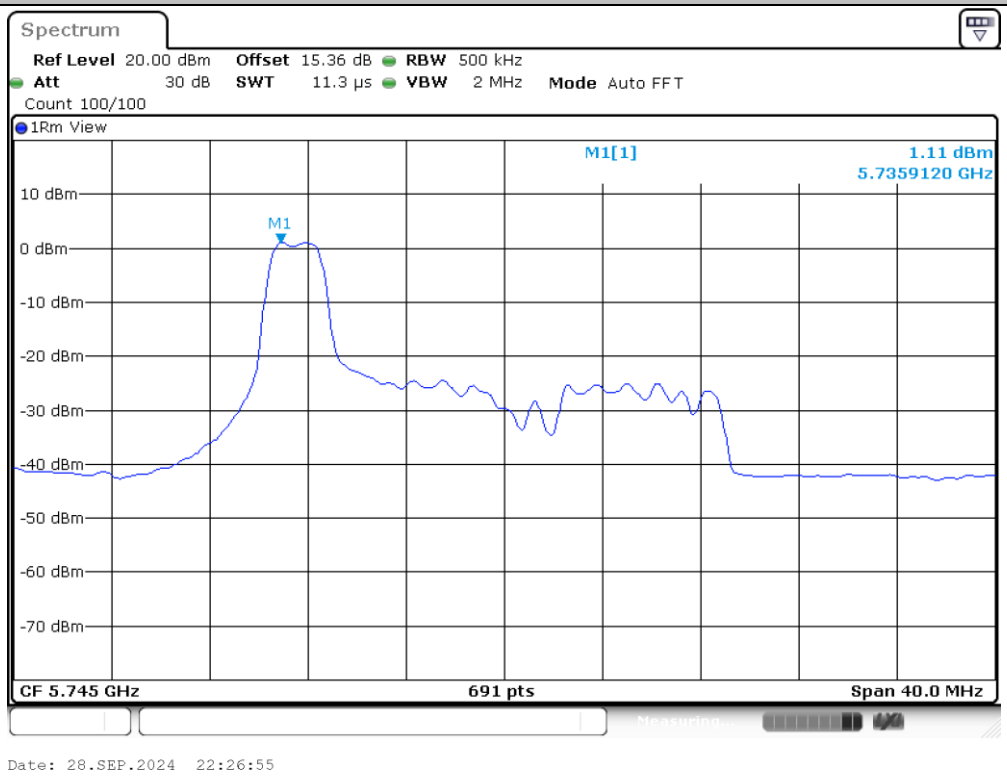

11AX20MIMO_Ant9_5745_52Tone_RU37

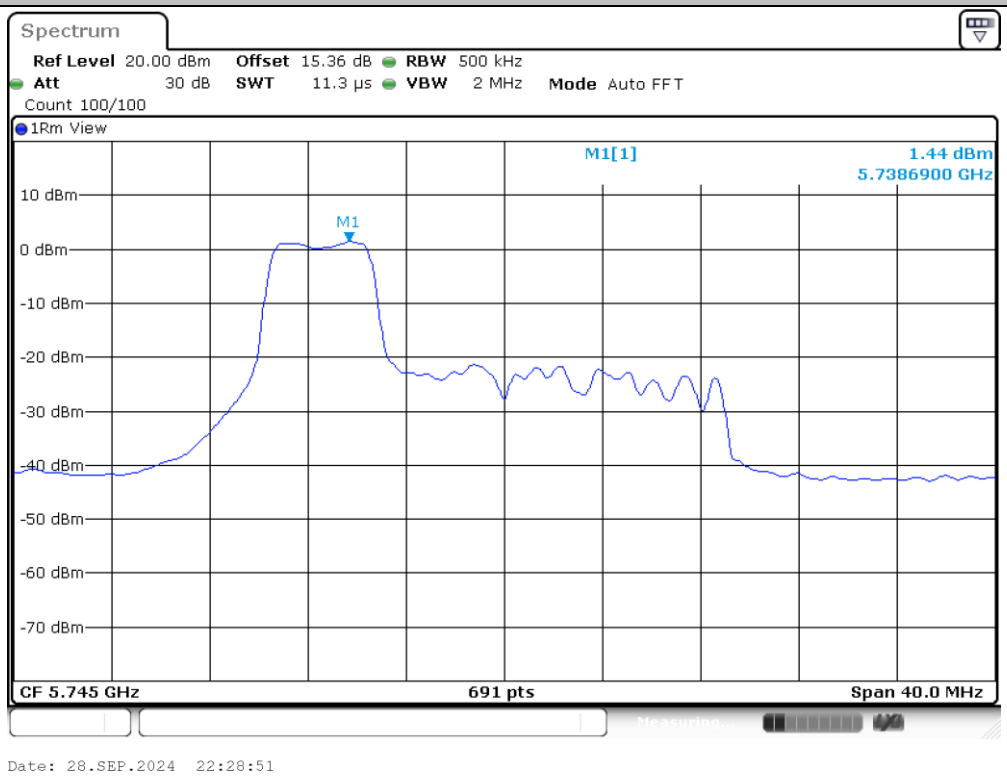

11AX20MIMO_Ant9_5745_106Tone_RU53

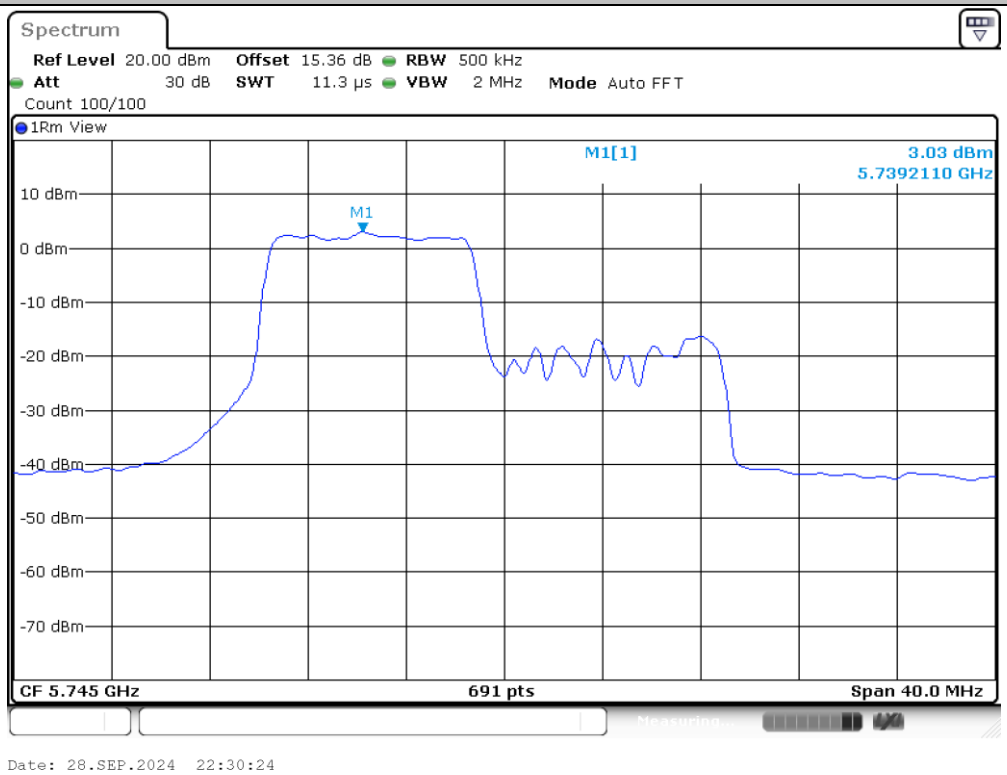

11AX20MIMO_Ant8_5745_26Tone_RU0

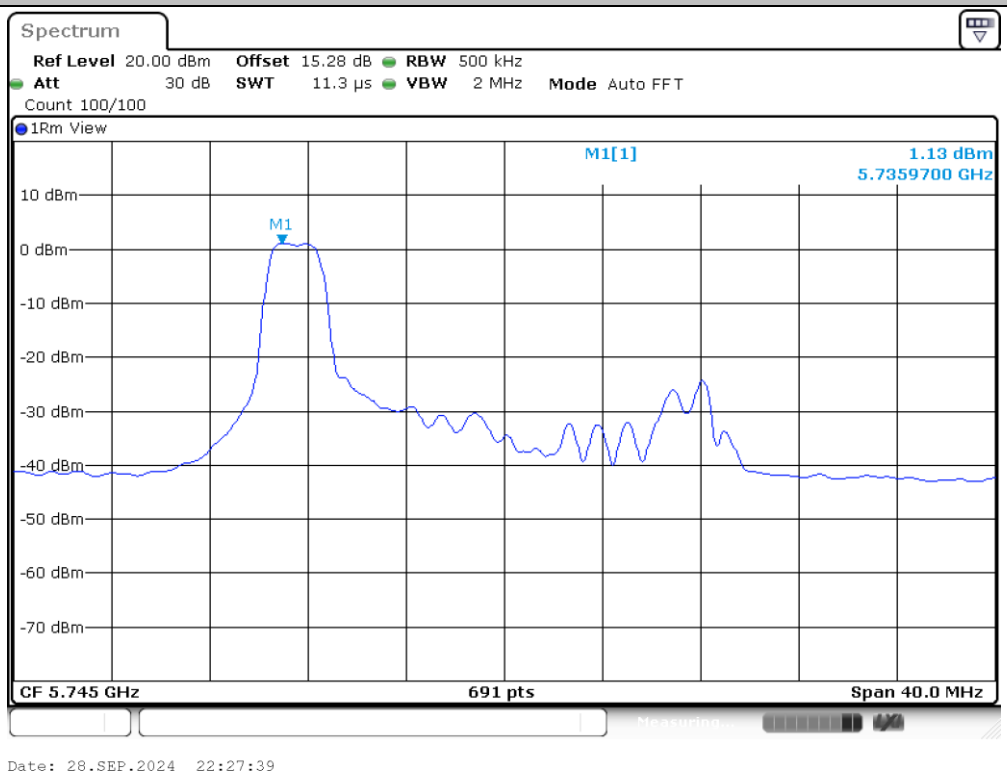

11AX20MIMO_Ant8_5745_52Tone_RU37

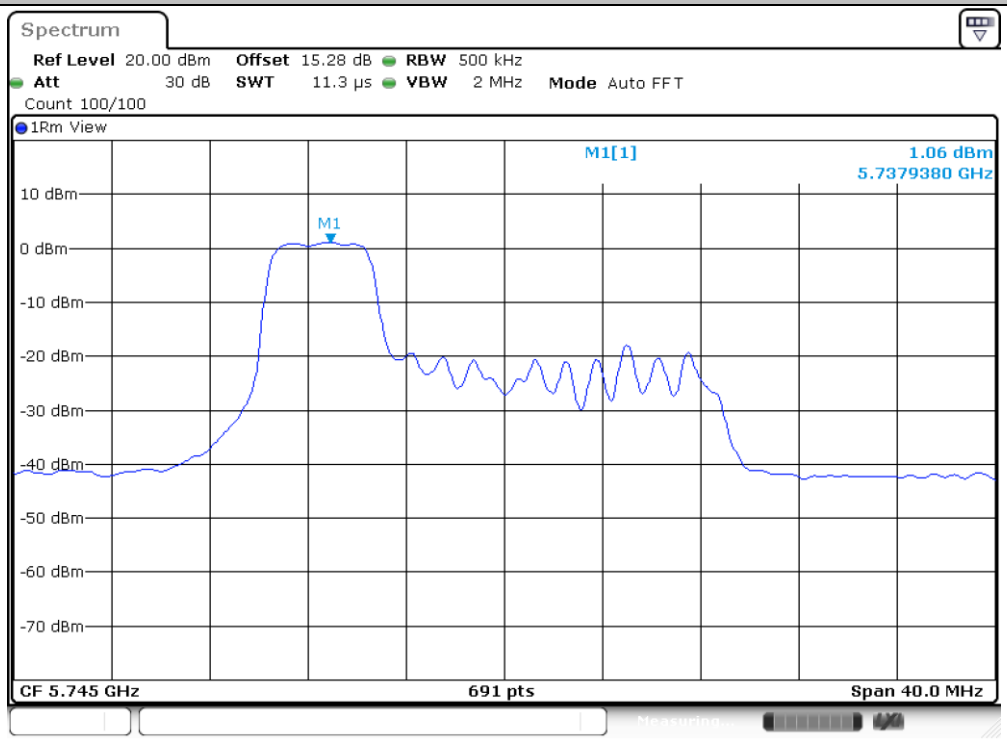

11AX20MIMO_Ant8_5745_106Tone_RU53

11AX20MIMO_Ant9_5825_26Tone_RU8

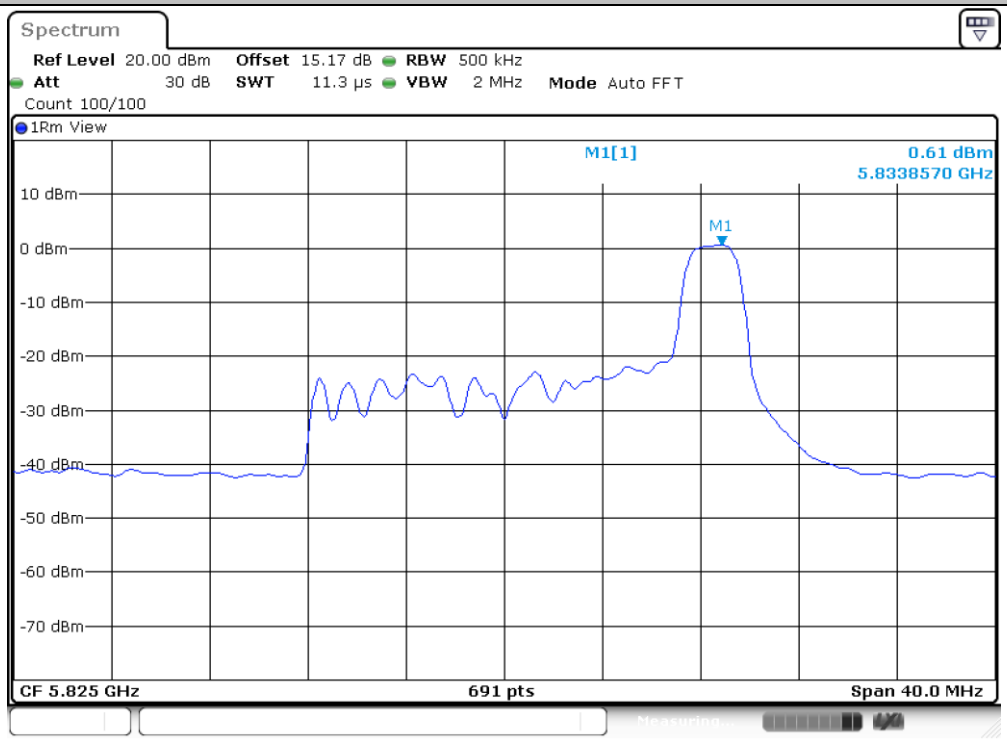

Date: 28.SEP.2024 22:32:32

11AX20MIMO_Ant9_5825_52Tone_RU40

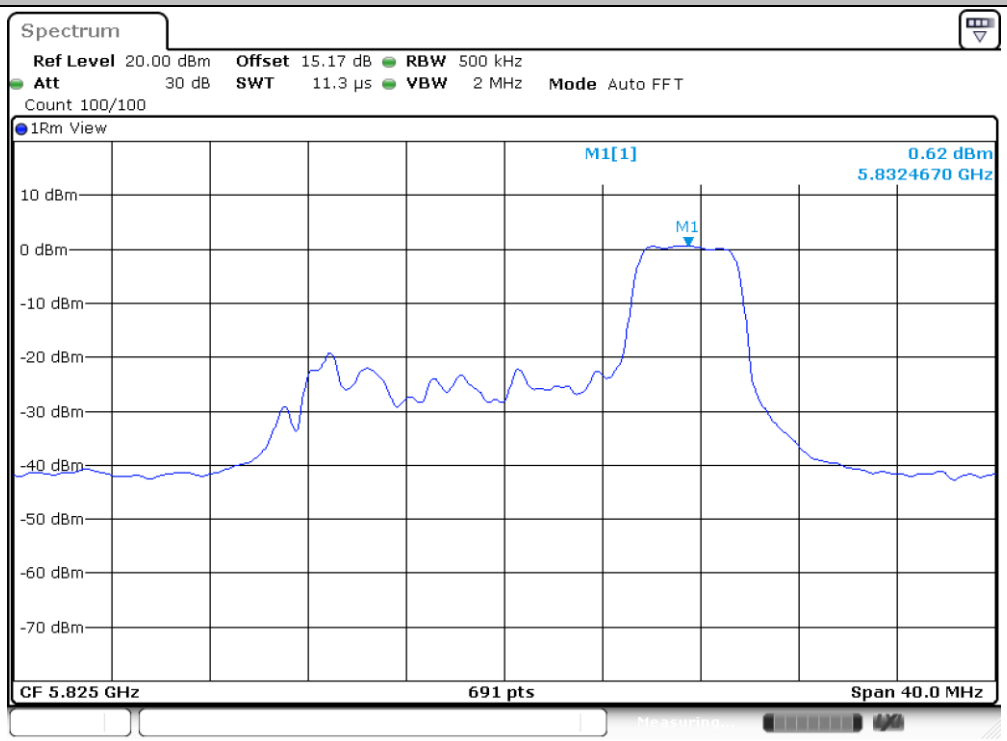

Date: 28.SEP.2024 22:35:12

11AX20MIMO_Ant9_5825_106Tone_RU54

11AX20MIMO_Ant8_5825_26Tone_RU8

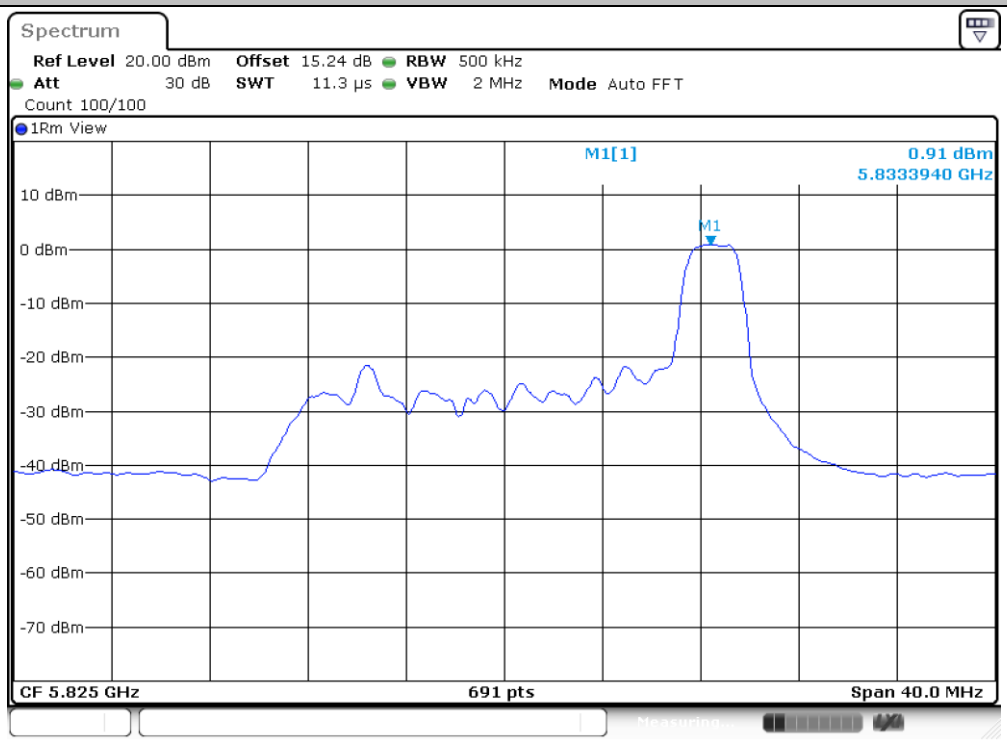

11AX20MIMO_Ant8_5825_52Tone_RU40

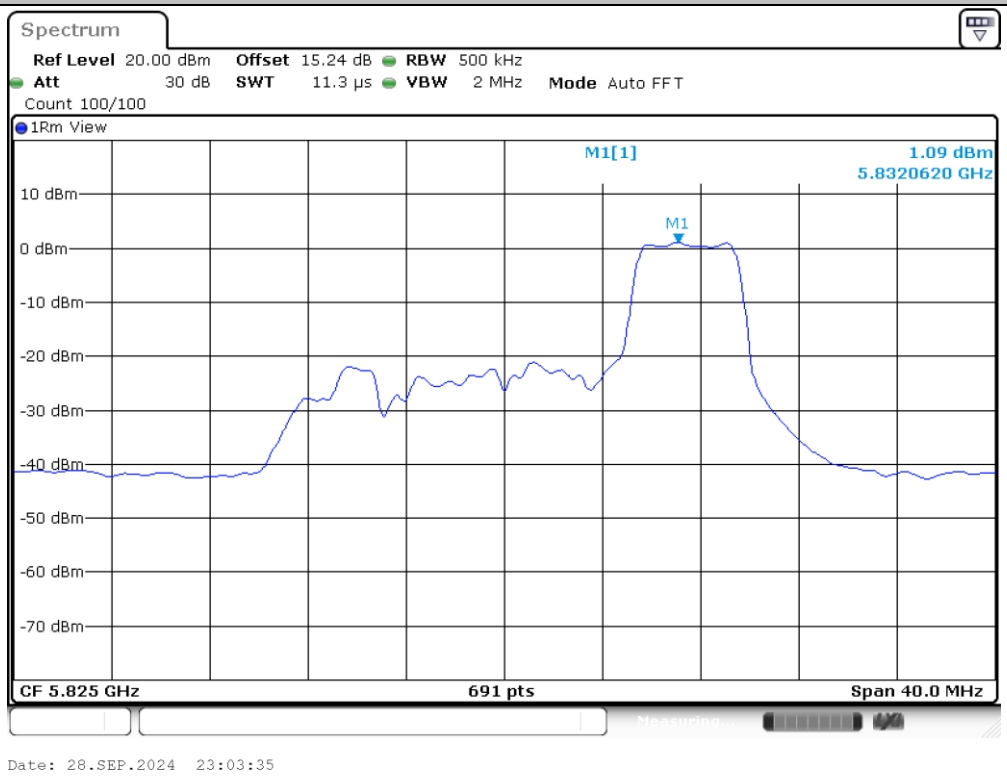

11AX20MIMO_Ant8_5825_106Tone_RU54

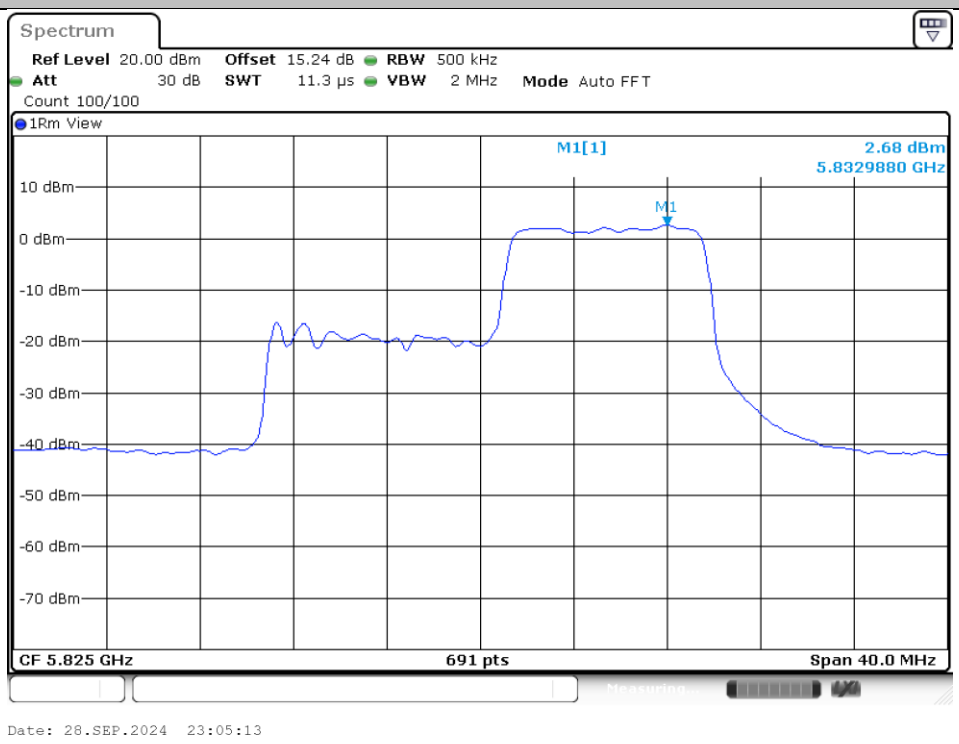

Appendix B. AC Conducted Emission Test Results

Test Engineer :	Chase Nathon	**Temperature :**	22~24℃
		Relative Humidity :	44~50%
Test Voltage :	120Vac / 60Hz	**Phase :**	Line
Remark :	All emissions not reported here are more than 10 dB below the prescribed limit.		

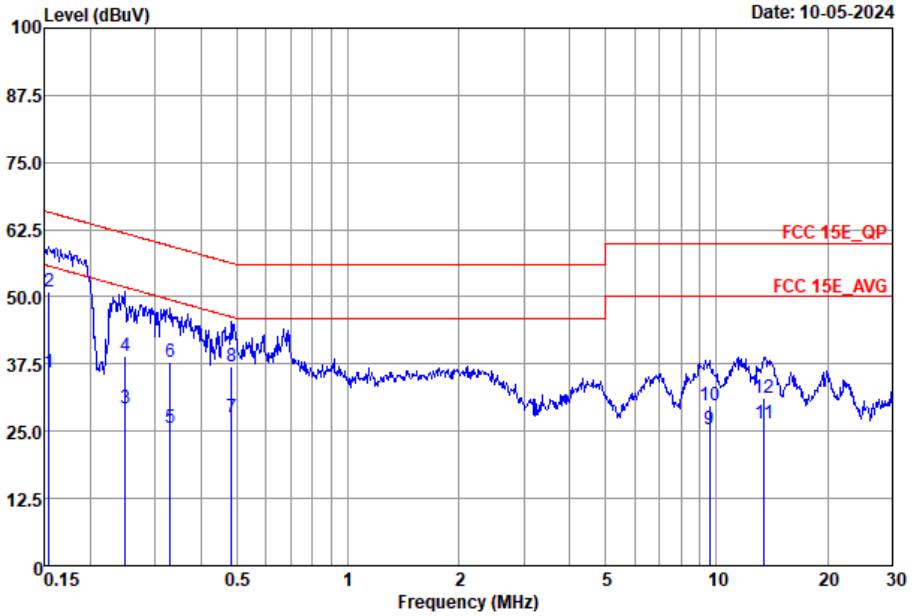

Site : CO02-SZ
Condition : FCC 15E_QP LISN_2024-L LINE

		Freq	Level	Over Limit	Limit Line	Read Level	LISN Factor	Cable Loss	Remark
		MHz	dBuV	dB	dBuV	dBuV	dB	dB	
1		0.15	35.89	-19.85	55.74	15.60	10.13	10.16	Average
2	*	0.15	50.89	-14.85	65.74	30.60	10.13	10.16	QP
3		0.25	29.19	-22.59	51.78	9.00	10.04	10.15	Average
4		0.25	38.89	-22.89	61.78	18.70	10.04	10.15	QP
5		0.33	25.57	-23.87	49.44	5.40	10.01	10.16	Average
6		0.33	37.87	-21.57	59.44	17.70	10.01	10.16	QP
7		0.48	27.68	-18.59	46.27	7.50	9.98	10.20	Average
8		0.48	37.18	-19.09	56.27	17.00	9.98	10.20	QP
9		9.55	25.27	-24.73	50.00	5.30	9.68	10.29	Average
10		9.55	29.87	-30.13	60.00	9.90	9.68	10.29	QP
11		13.48	26.53	-23.47	50.00	6.50	9.59	10.44	Average
12		13.48	31.13	-28.87	60.00	11.10	9.59	10.44	QP

Test Engineer :	Chase Nathon	**Temperature :**	22~24℃
		Relative Humidity :	44~50%
Test Voltage :	120Vac / 60Hz	**Phase :**	Neutral
Remark :	All emissions not reported here are more than 10 dB below the prescribed limit.		

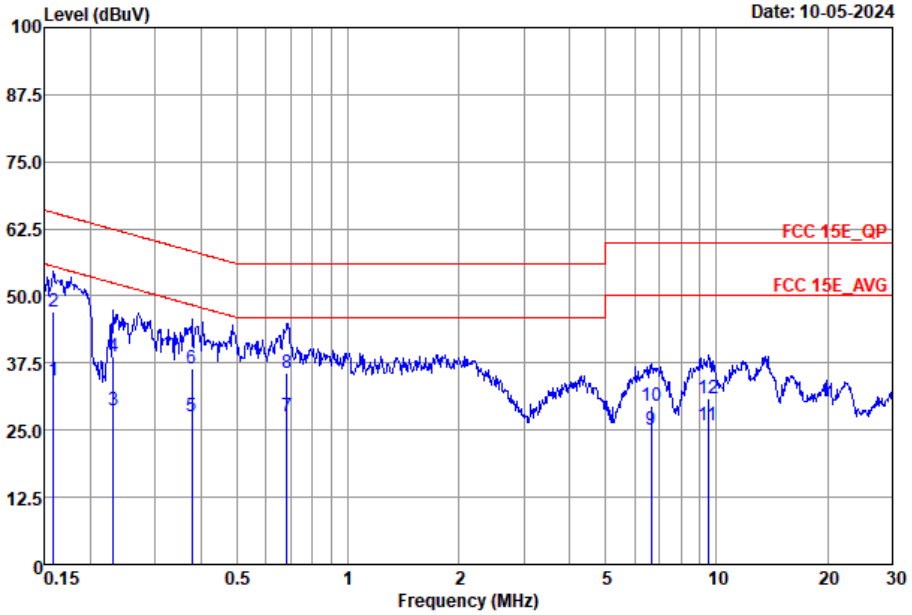

Site : CO02-SZ
Condition : FCC 15E_QP LISN_2024-N NEUTRAL

		Freq	Level	Over Limit	Limit Line	Read Level	LISN Factor	Cable Loss	Remark
		MHz	dBuV	dB	dBuV	dBuV	dB	dB	
1		0.16	34.36	-21.16	55.52	14.10	10.10	10.16	Average
2	*	0.16	47.06	-18.46	65.52	26.80	10.10	10.16	QP
3		0.23	28.58	-23.81	52.39	8.41	10.02	10.15	Average
4		0.23	38.78	-23.61	62.39	18.61	10.02	10.15	QP
5		0.38	27.64	-20.70	48.34	7.50	9.97	10.17	Average
6		0.38	36.44	-21.90	58.34	16.30	9.97	10.17	QP
7		0.68	27.60	-18.40	46.00	7.40	9.97	10.23	Average
8		0.68	35.70	-20.30	56.00	15.50	9.97	10.23	QP
9		6.66	25.02	-24.98	50.00	5.00	9.79	10.23	Average
10		6.66	29.52	-30.48	60.00	9.50	9.79	10.23	QP
11		9.50	26.00	-24.00	50.00	6.00	9.71	10.29	Average
12		9.50	30.80	-29.20	60.00	10.80	9.71	10.29	QP

Note:

1. Level(dBμV) = Read Level(dBμV) + LISN Factor(dB) + Cable Loss(dB)
2. Over Limit(dB) = Level(dBμV) – Limit Line(dBμV)

Appendix C Radiated Spurious Emission Test Data

Test Engineer :	Reid Huang	Relative Humidity :	48~49%
		Temperature :	24-25℃

Radiated Spurious Emission Test Modes

Mode	Band	Band (GHz)	Antenna	Modulation	Channel	Frequency	Data Rate	RU	Remark
Mode 1	U-NII-1	5.15-5.25	9+8	802.11a	36	5180	6Mbps	-	-
Mode 2	U-NII-1	5.15-5.25	9+8	802.11a	44	5220	6Mbps	-	-
Mode 3	U-NII-1	5.15-5.25	9+8	802.11a	48	5240	6Mbps	-	-
Mode 4	U-NII-2A	5.25-5.35	9+8	802.11a	52	5260	6Mbps	-	-
Mode 5	U-NII-2A	5.25-5.35	9+8	802.11a	60	5300	6Mbps	-	-
Mode 6	U-NII-2A	5.25-5.35	9+8	802.11a	64	5320	6Mbps	-	-
Mode 7	U-NII-2C	5.47-5.725	9+8	802.11a	100	5500	6Mbps	-	-
Mode 8	U-NII-2C	5.47-5.725	9+8	802.11a	116	5580	6Mbps	-	-
Mode 9	U-NII-2C	5.47-5.725	9+8	802.11a	140	5700	6Mbps	-	-
Mode 10	U-NII-1	5.15-5.25	9+8	802.11ax HE20	36	5180	MCS0	Full RU	-
Mode 11	U-NII-1	5.15-5.25	9+8	802.11ax HE20	44	5220	MCS0	Full RU	-
Mode 12	U-NII-1	5.15-5.25	9+8	802.11ax HE20	48	5240	MCS0	Full RU	-
Mode 13	U-NII-2A	5.25-5.35	9+8	802.11ax HE20	52	5260	MCS0	Full RU	-
Mode 14	U-NII-2A	5.25-5.35	9+8	802.11ax HE20	60	5300	MCS0	Full RU	-
Mode 15	U-NII-2A	5.25-5.35	9+8	802.11ax HE20	64	5320	MCS0	Full RU	-
Mode 16	U-NII-2C	5.47-5.725	9+8	802.11ax HE20	100	5500	MCS0	Full RU	-
Mode 17	U-NII-2C	5.47-5.725	9+8	802.11ax HE20	116	5580	MCS0	Full RU	-
Mode 18	U-NII-2C	5.47-5.725	9+8	802.11ax HE20	140	5700	MCS0	Full RU	-
Mode 19	U-NII-1	5.15-5.25	9+8	802.11ax HE40	38	5190	MCS0	Full RU	-
Mode 20	U-NII-1	5.15-5.25	9+8	802.11ax HE40	46	5230	MCS0	Full RU	-
Mode 21	U-NII-2A	5.25-5.35	9+8	802.11ax HE40	54	5270	MCS0	Full RU	-
Mode 22	U-NII-2A	5.25-5.35	9+8	802.11ax HE40	62	5310	MCS0	Full RU	-
Mode 23	U-NII-2C	5.47-5.725	9+8	802.11ax HE40	102	5510	MCS0	Full RU	-
Mode 24	U-NII-2C	5.47-5.725	9+8	802.11ax HE40	134	5670	MCS0	Full RU	-
Mode 25	U-NII-1	5.15-5.25	9+8	802.11ax HE80	42	5210	MCS0	Full RU	-
Mode 26	U-NII-2A	5.25-5.35	9+8	802.11ax HE80	58	5290	MCS0	Full RU	-
Mode 27	U-NII-2C	5.47-5.725	9+8	802.11ax HE80	106	5530	MCS0	Full RU	-
Mode 28	U-NII-2C	5.47-5.725	9+8	802.11ax HE80	122	5610	MCS0	Full RU	-
Mode 29	U-NII-2A	5.25-5.35	9+8	802.11ax HE160	50	5250	MCS0	Full RU	-
Mode 30	U-NII-2C	5.47-5.725	9+8	802.11ax HE160	114	5570	MCS0	Full RU	-
Mode 31	U-NII-3	5.725-5.85	9+8	802.11a	149	5745	6Mbps	-	-
Mode 32	U-NII-3	5.725-5.85	9+8	802.11a	157	5785	6Mbps	-	-
Mode 33	U-NII-3	5.725-5.85	9+8	802.11a	165	5825	6Mbps	-	-
Mode 34	U-NII-3	5.725-5.85	9+8	802.11ax HE20	149	5745	MCS0	Full RU	-
Mode 35	U-NII-3	5.725-5.85	9+8	802.11ax HE20	157	5785	MCS0	Full RU	-
Mode 36	U-NII-3	5.725-5.85	9+8	802.11ax HE20	165	5825	MCS0	Full RU	-
Mode 37	U-NII-3	5.725-5.85	9+8	802.11ax HE40	151	5755	MCS0	Full RU	-

Mode 38	U-NII-3	5.725-5.85	9+8	802.11ax HE40	159	5795	MCS0	Full RU	-
Mode 39	U-NII-3	5.725-5.85	9+8	802.11ax HE80	155	5775	MCS0	Full RU	-
Mode 40	U-NII-1	5.15-5.25	9+8	802.11ax HE20	36	5180	MCS0	Partial_RU	52/37
Mode 41	U-NII-2A	5.15-5.25	9+8	802.11ax HE20	64	5320	MCS0	Partial_RU	106/54
Mode 42	U-NII-3	5.47-5.725	9+8	802.11ax HE20	100	5500	MCS0	Partial_RU	52/37
Mode 43	U-NII-2C	5.47-5.725	9+8	802.11ax HE20	140	5700	MCS0	Partial_RU	52/40
Mode 44	U-NII-3	5.725-5.85	9+8	802.11ax HE20	149	5745	MCS0	Partial_RU	106/53
Mode 45	U-NII-3	5.725-5.85	9+8	802.11ax HE20	165	5825	MCS0	Partial_RU	106/54
Mode 46	U-NII-2C	5.47-5.725	9+8	802.11ax HE80	106	5530	MCS0	LF	-
Mode 47	U-NII-3	5.725-5.85	9+8	802.11ax HE80	155	5775	MCS0	LF	-
Mode 48	CO-TX	5.47-5.725	9+8	802.11ax HE80	106	5530	MCS0	Full RU	-
			1	LTE B13	-	-	-	-	-
Mode 49	CO-TX	2400-2483.5	7	Bluetooth-LE_GSFK	38	2478	2Mbps	-	-
		5.47-5.725	9+8	802.11ax HE80	106	5530	MCS0	Full RU	-
		-	1	LTE B13	-	-	-	-	-
Mode 50	CO-TX	2400-2483.5	7+12	802.11b	6	2437	1Mbps	-	-
		5.47-5.725	9+8	802.11ax HE80	106	5530	MCS0	Full RU	-
		-	1	LTE B13	-	-	-	-	-

Summary of each worse mode

Mode	Modulation	Ch.	Freq. (MHz)	Level (dBuV/m)	Limit (dBuV/m)	Margin (dB)	Pol.	Peak Avg.	Result	Remark
1	802.11a	36	5146.52	42.30	54.00	-11.70	V	AVERAGE	Pass	Band Edge
1	802.11a	36	10360.00	51.09	68.30	-17.21	V	Peak	Pass	Harmonic
2	802.11a	44	-	-	-	-	-	-	-	Band Edge
2	802.11a	44	10440.00	50.25	68.30	-18.05	V	Peak	Pass	Harmonic
3	802.11a	48	-	-	-	-	-	-	-	Band Edge
3	802.11a	48	10480.00	50.55	68.30	-17.75	H	Peak	Pass	Harmonic
4	802.11a	52	-	-	-	-	-	-	-	Band Edge
4	802.11a	52	10520.00	51.55	68.30	-16.75	V	Peak	Pass	Harmonic
5	802.11a	60	-	-	-	-	-	-	-	Band Edge
5	802.11a	60	10600.00	47.15	54.00	-6.85	H	Average	Pass	Harmonic
6	802.11a	64	5355.70	42.12	54.00	-11.88	V	AVERAGE	Pass	Band Edge
6	802.11a	64	10640.00	47.75	54.00	-6.25	H	Average	Pass	Harmonic
7	802.11a	100	5428.15	41.12	54.00	-12.88	V	AVERAGE	Pass	Band Edge
7	802.11a	100	11000.00	47.44	54.00	-6.56	H	Average	Pass	Harmonic
8	802.11a	116	-	-	-	-	-	-	-	Band Edge
8	802.11a	116	11160.00	47.39	54.00	-6.61	H	Average	Pass	Harmonic
9	802.11a	140	5729.12	52.36	68.30	-15.94	V	PEAK	Pass	Band Edge
9	802.11a	140	11400.00	47.47	54.00	-6.53	V	Average	Pass	Harmonic
10	802.11ax HE20	36	5149.94	42.42	54.00	-11.58	V	AVERAGE	Pass	Band Edge
10	802.11ax HE20	36	10360.00	52.05	68.30	-16.25	V	Peak	Pass	Harmonic
11	802.11ax HE20	44	-	-	-	-	-	-	-	Band Edge
11	802.11ax HE20	44	10440.00	51.36	68.30	-16.94	V	Peak	Pass	Harmonic
12	802.11ax HE20	48	-	-	-	-	-	-	-	Band Edge
12	802.11ax HE20	48	10480.00	50.87	68.30	-17.43	H	Peak	Pass	Harmonic
13	802.11ax HE20	52	-	-	-	-	-	-	-	Band Edge
13	802.11ax HE20	52	10520.00	51.47	68.30	-16.83	H	Peak	Pass	Harmonic
14	802.11ax HE20	60	-	-	-	-	-	-	-	Band Edge
14	802.11ax HE20	60	10600.00	45.33	54.00	-8.67	H	Average	Pass	Harmonic
15	802.11ax HE20	64	5352.90	41.48	54.00	-12.52	V	AVERAGE	Pass	Band Edge
15	802.11ax HE20	64	10640.00	45.35	54.00	-8.65	H	Average	Pass	Harmonic
16	802.11ax HE20	100	5459.35	41.32	54.00	-12.68	V	AVERAGE	Pass	Band Edge
16	802.11ax HE20	100	11000.00	47.84	54.00	-6.16	H	Average	Pass	Harmonic
17	802.11ax HE20	116	-	-	-	-	-	-	-	Band Edge
17	802.11ax HE20	116	11160.00	47.21	54.00	-6.79	H	Average	Pass	Harmonic
18	802.11ax HE20	140	5727.50	52.91	68.30	-15.39	V	PEAK	Pass	Band Edge
18	802.11ax HE20	140	11400.00	47.50	54.00	-6.50	V	Average	Pass	Harmonic
19	802.11ax HE40	38	5149.91	47.93	54.00	-6.07	V	AVERAGE	Pass	Band Edge
19	802.11ax HE40	38	10380.00	50.42	68.30	-17.88	V	Peak	Pass	Harmonic
20	802.11ax HE40	46	5139.84	41.77	54.00	-12.23	V	AVERAGE	Pass	Band Edge
20	802.11ax HE40	46	10460.00	48.34	68.30	-19.96	H	Peak	Pass	Harmonic
21	802.11ax HE40	54	5351.32	42.21	54.00	-11.79	V	AVERAGE	Pass	Band Edge
21	802.11ax HE40	54	10540.00	48.72	68.30	-19.58	V	Peak	Pass	Harmonic
22	802.11ax HE40	62	5350.35	45.93	54.00	-8.07	V	AVERAGE	Pass	Band Edge
22	802.11ax HE40	62	10620.00	43.42	54.00	-10.58	V	Average	Pass	Harmonic

23	802.11ax HE40	102	5459.44	43.78	54.00	-10.22	V	AVERAGE	Pass	Band Edge
23	802.11ax HE40	102	11020.00	47.66	54.00	-6.34	V	Average	Pass	Harmonic
24	802.11ax HE40	134	5459.12	40.48	54.00	-13.52	V	AVERAGE	Pass	Band Edge
24	802.11ax HE40	134	11340.00	47.92	54.00	-6.08	V	Average	Pass	Harmonic
25	802.11ax HE80	42	5145.53	48.61	54	-5.39	V	AVERAGE	Pass	Band Edge
25	802.11ax HE80	42	10420.00	47.05	68.30	-21.25	H	Peak	Pass	Harmonic
26	802.11ax HE80	58	5353.58	48.25	54	-5.75	V	AVERAGE	Pass	Band Edge
26	802.11ax HE80	58	16590	48.12	68.3	-20.18	V	Peak	Pass	Harmonic
27	802.11ax HE80	106	5438.20	48.97	54.00	-5.03	V	AVERAGE	Pass	Band Edge
27	802.11ax HE80	106	16590.00	45.45	68.30	-22.85	V	Peak	Pass	Harmonic
28	802.11ax HE80	122	5451.40	46.56	54.00	-7.44	V	AVERAGE	Pass	Band Edge
28	802.11ax HE80	122	11220.00	47.63	54	-6.37	V	Average	Pass	Harmonic
29	802.11ax HE160	50	5144.75	45.59	54.00	-8.41	V	AVERAGE	Pass	Band Edge
29	802.11ax HE160	50	-	-	-	-	-	-	-	Harmonic
30	802.11ax HE160	114	5425.02	48.29	54.00	-5.71	V	AVERAGE	Pass	Band Edge
30	802.11ax HE160	114	-	-	-	-	-	-	-	Harmonic
31	802.11a	149	5621.46	50.42	68.30	-17.88	V	PEAK	Pass	Band Edge
31	802.11a	149	11490.00	47.93	54.00	-6.07	V	Average	Pass	Harmonic
32	802.11a	157	-	-	-	-	-	-	-	Band Edge
32	802.11a	157	11570.00	47.38	54.00	-6.62	V	Average	Pass	Harmonic
33	802.11a	165	5949.38	51.30	68.30	-17.00	H	PEAK	Pass	Band Edge
33	802.11a	165	11650.00	47.51	54.00	-6.49	V	Average	Pass	Harmonic
34	802.11ax HE20	149	5637.27	50.42	68.30	-17.88	V	PEAK	Pass	Band Edge
34	802.11ax HE20	149	11490.00	47.60	54.00	-6.40	V	Average	Pass	Harmonic
35	802.11ax HE20	157	-	-	-	-	-	-	-	Band Edge
35	802.11ax HE20	157	11570.00	47.63	54.00	-6.37	V	Average	Pass	Harmonic
36	802.11ax HE20	165	5936.38	51.52	68.30	-16.78	V	PEAK	Pass	Band Edge
36	802.11ax HE20	165	11650.00	47.78	54.00	-6.22	V	Average	Pass	Harmonic
37	802.11ax HE40	151	5636.89	51.93	68.30	-16.37	V	PEAK	Pass	Band Edge
37	802.11ax HE40	151	11510.00	47.54	54.00	-6.46	V	Average	Pass	Harmonic
38	802.11ax HE40	159	5930.16	51.08	68.30	-17.22	V	PEAK	Pass	Band Edge
38	802.11ax HE40	159	11590.00	47.60	54.00	-6.40	V	Average	Pass	Harmonic
39	802.11ax HE80	155	5628.35	59.26	68.30	-9.04	V	PEAK	Pass	Band Edge
39	802.11ax HE80	155	11550.00	47.76	54.00	-6.24	V	Average	Pass	Harmonic
40	802.11ax HE20	36	5128.88	40.87	54.00	-13.13	V	AVERAGE	Pass	Band Edge
40	802.11ax HE20	36	-	-	-	-	-	-	-	Harmonic
41	802.11ax HE20	64	5351.92	40.98	54.00	-13.02	V	AVERAGE	Pass	Band Edge
41	802.11ax HE20	64	-	-	-	-	-	-	-	Harmonic
42	802.11ax HE20	100	5462.35	50.81	68.30	-17.49	V	PEAK	Pass	Band Edge
42	802.11ax HE20	100	-	-	-	-	-	-	-	Harmonic
43	802.11ax HE20	140	5730.55	51.52	68.30	-16.78	V	PEAK	Pass	Band Edge
43	802.11ax HE20	140	-	-	-	-	-	-	-	Harmonic
44	802.11ax HE20	149	5639.59	50.83	68.30	-17.47	V	PEAK	Pass	Band Edge
44	802.11ax HE20	149	-	-	-	-	-	-	-	Harmonic
45	802.11ax HE20	165	5930.75	51.02	68.30	-17.28	V	PEAK	Pass	Band Edge
45	802.11ax HE20	165	-	-	-	-	-	-	-	Harmonic

46	802.11ax HE80	106	33.88	24.98	40.00	-15.02	V	Peak	Pass	LF
47	802.11ax HE80	155	31.94	23.65	40.00	-16.35	V	Peak	Pass	LF
48	CO-TX	-	5436.22	48.59	54.00	-5.41	V	AVERAGE	Pass	Band Edge
48		-	16590.00	46.61	68.30	-21.69	H	Peak	Pass	Harmonic
49	CO-TX	-	5436.22	48.28	54.00	-5.72	V	AVERAGE	Pass	Band Edge
49		-	16590.00	48.01	68.30	-20.29	V	Peak	Pass	Harmonic
50	CO-TX	-	5457.82	47.03	54	-6.97	V	AVERAGE	Pass	Band Edge
			7311	46.99	54	-7.01	H	Average	Pass	Harmonic

Mode	1	
	Band Edge	
	U-NII-1_5.15-5.25_802.11a_CH36_5180MHz	
ANT	9+8	
Pol.	Horizontal	Fundamental
Peak	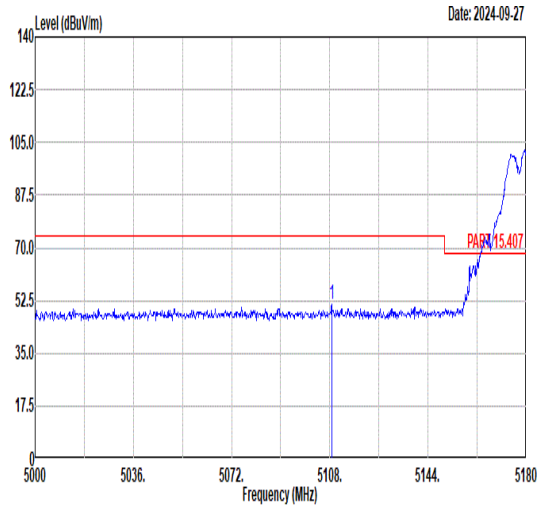 Freq Level Limit Line Margin Read Level Ant Factor Cable Loss Preamp Factor APos TPos Remark 1 5108.72 51.28 74.00 -22.72 41.46 34.59 7.89 32.66 147 137 PEAK	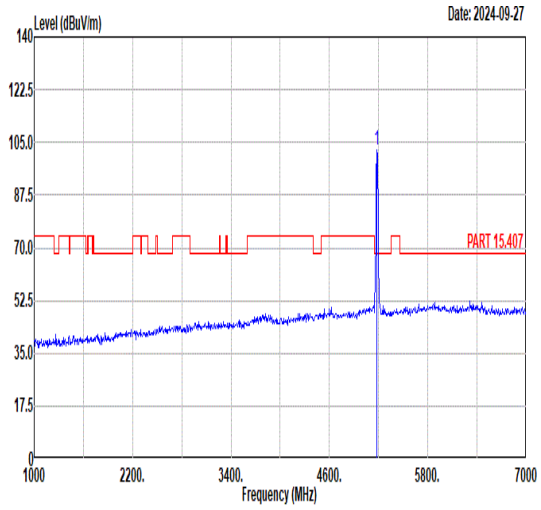 Freq Level Limit Line Margin Read Level Ant Factor Cable Loss Preamp Factor APos TPos Remark 1 5180.00 102.72 ------ ------ 92.76 34.65 7.94 32.63 147 137 PEAK
Avg	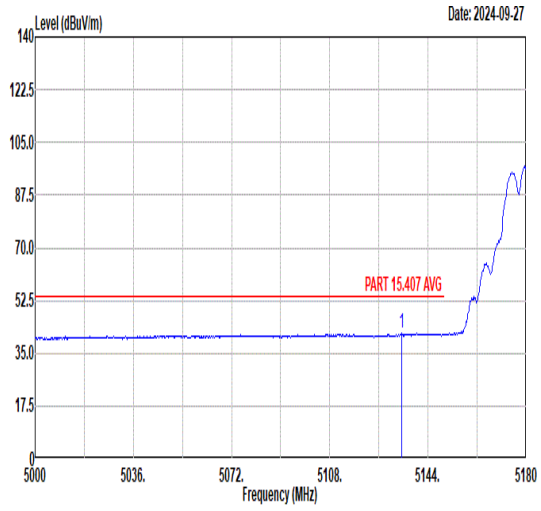 Freq Level Limit Line Margin Read Level Ant Factor Cable Loss Preamp Factor APos TPos Remark 1 5134.46 41.60 54.00 -12.40 31.73 34.61 7.91 32.65 147 137 AVERAGE	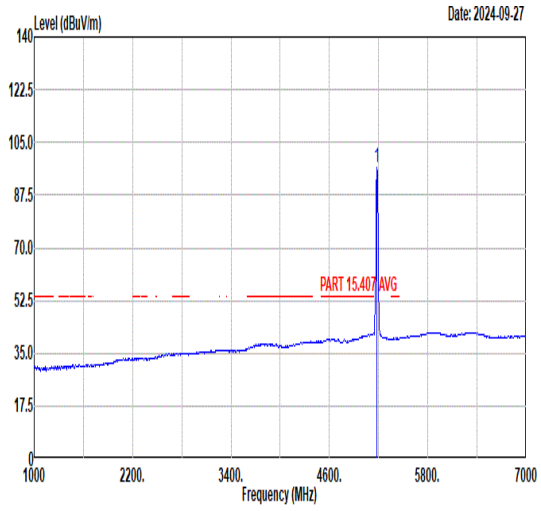 Freq Level Limit Line Margin Read Level Ant Factor Cable Loss Preamp Factor APos TPos Remark 1 5180.00 96.66 ------ ------ 86.70 34.65 7.94 32.63 147 137 AVERAGE

Mode	1	
	Band Edge	
	U-NII-1_5.15-5.25_802.11a_CH36_5180MHz	
ANT	9+8	
Pol.	Vertical	Fundamental
Peak	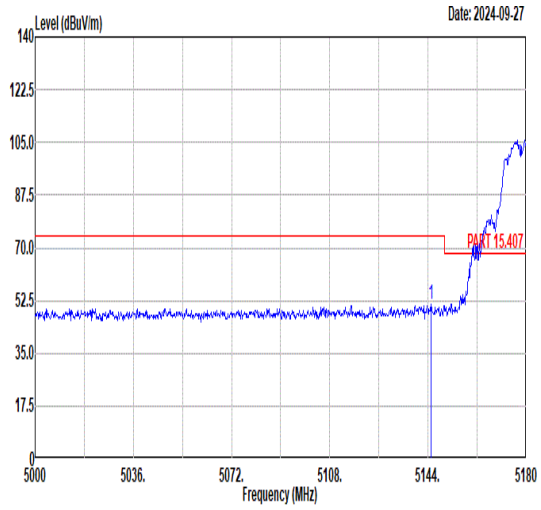 Freq Level Limit Line Margin Read Level Ant Factor Cable Loss Preamp Factor APos TPos Remark 1 5145.08 51.35 74.00 -22.65 41.45 34.62 7.92 32.64 200 278 PEAK	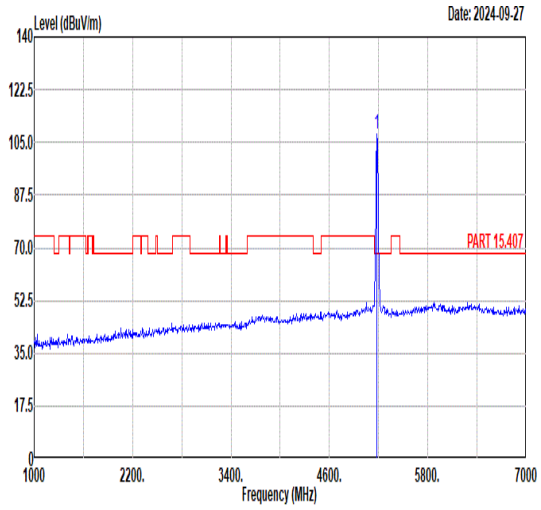 Freq Level Limit Line Margin Read Level Ant Factor Cable Loss Preamp Factor APos TPos Remark 1 5180.00 108.00 ------ ------ 98.04 34.65 7.94 32.63 200 278 PEAK
Avg	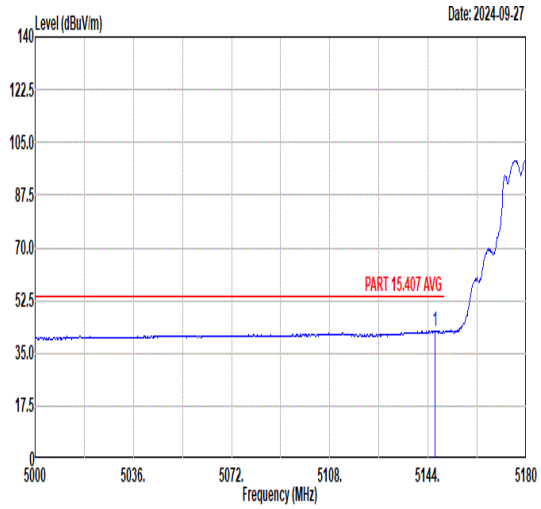 Freq Level Limit Line Margin Read Level Ant Factor Cable Loss Preamp Factor APos TPos Remark 1 5146.52 42.30 54.00 -11.70 32.40 34.62 7.92 32.64 200 278 AVERAGE	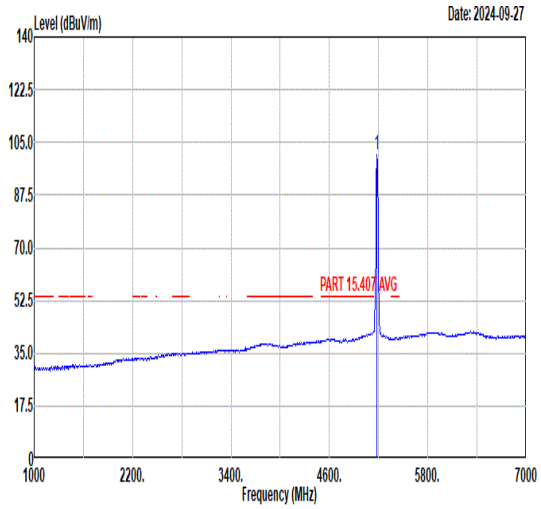 Freq Level Limit Line Margin Read Level Ant Factor Cable Loss Preamp Factor APos TPos Remark 1 5180.00 100.95 ------ ------ 90.99 34.65 7.94 32.63 200 278 AVERAGE

Mode	1	
	Harmonic	
	U-NII-1_5.15-5.25_802.11a_CH36_5180MHz	
ANT	9+8	
Pol.	Horizontal	Vertical
Peak Avg	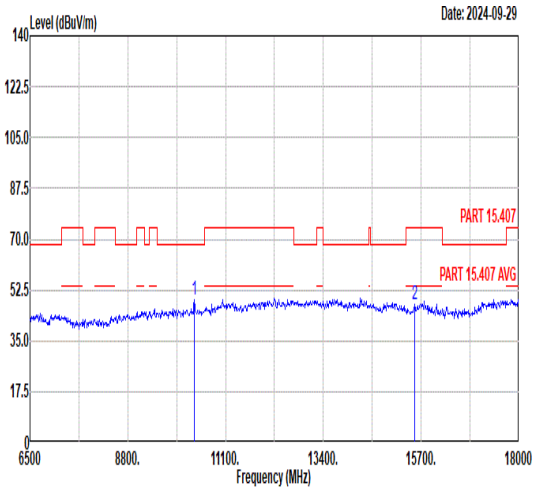 Freq Level Limit Line Margin Read Level Ant Factor Cable Loss Preamp Factor APos TPos Remark MHz dBuV/m dBuV/m dB dBuV dB/m dB dB cm deg 1 10360.00 48.99 68.30 -19.31 65.52 37.33 10.73 64.59 -- -- Peak 2 15540.00 47.74 74.00 -26.26 59.47 38.93 12.72 63.38 -- -- Peak	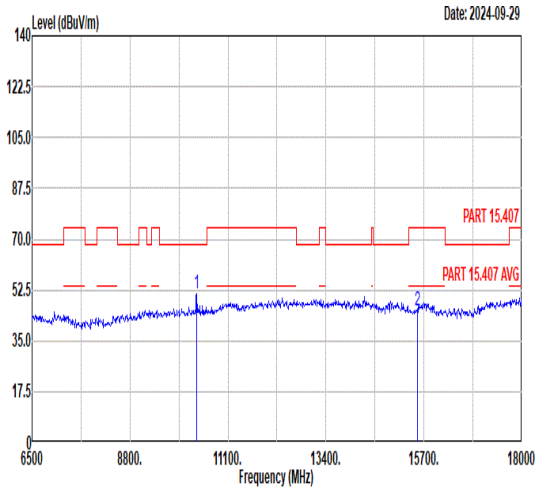 Freq Level Limit Line Margin Read Level Ant Factor Cable Loss Preamp Factor APos TPos Remark MHz dBuV/m dBuV/m dB dBuV dB/m dB dB cm deg 1 10360.00 51.09 68.30 -17.21 67.62 37.33 10.73 64.59 -- -- Peak 2 15540.00 45.69 74.00 -28.31 57.42 38.93 12.72 63.38 -- -- Peak

Mode	2	
	Harmonic	
	U-NII-1_5.15-5.25_802.11a_CH44_5220MHz	
ANT	9+8	
Pol.	Horizontal	Vertical
Peak Avg	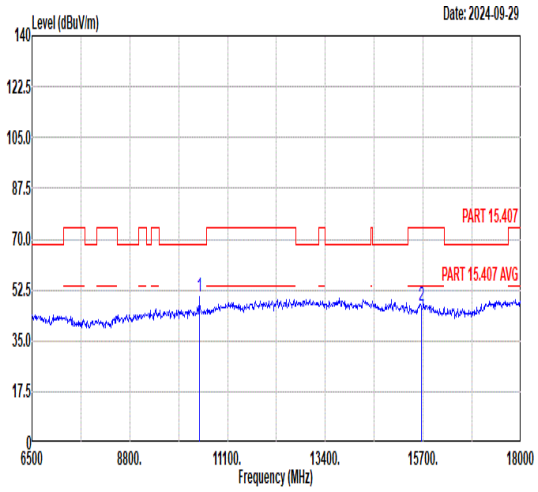 Freq Level Limit Line Margin Read Level Ant Factor Cable Loss Preamp Factor APos TPos Remark MHz dBuV/m dBuV/m dB dBuV dB/m dB dB cm deg 1 10440.00 50.16 68.30 -18.14 66.70 37.43 10.79 64.76 -- -- Peak 2 15660.00 46.80 74.00 -27.20 58.67 39.03 12.72 63.62 -- -- Peak	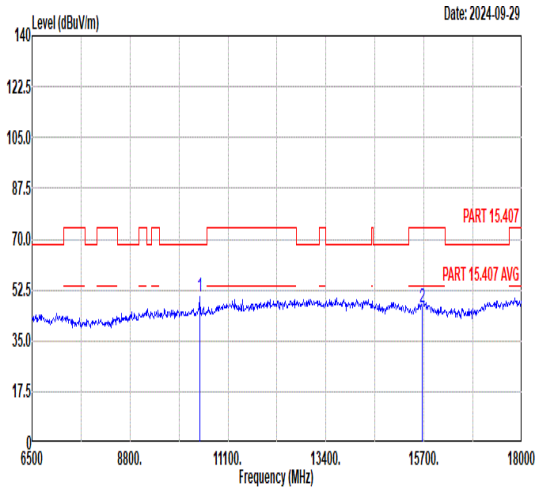 Freq Level Limit Line Margin Read Level Ant Factor Cable Loss Preamp Factor APos TPos Remark MHz dBuV/m dBuV/m dB dBuV dB/m dB dB cm deg 1 10440.00 50.25 68.30 -18.05 66.79 37.43 10.79 64.76 -- -- Peak 2 15660.00 46.31 74.00 -27.69 58.18 39.03 12.72 63.62 -- -- Peak

Mode	3	
	Harmonic	
	U-NII-1_5.15-5.25_802.11a_CH48_5240MHz	
ANT	9+8	
Pol.	Horizontal	Vertical
Peak Avg	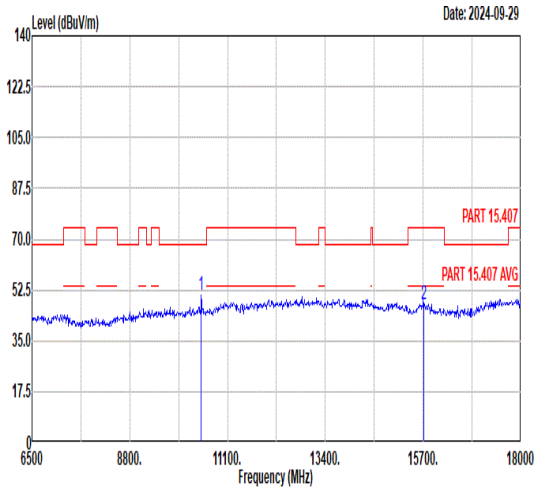 Freq Level Limit Line Margin Read Level Ant Factor Cable Loss Preamp Factor APos TPos Remark MHz dBuV/m dBuV/m dB dBuV dB/m dB dB cm deg 1 10480.00 50.55 68.30 -17.75 67.11 37.47 10.82 64.85 -- -- Peak 2 15720.00 47.71 74.00 -26.29 59.66 39.08 12.71 63.74 -- -- Peak	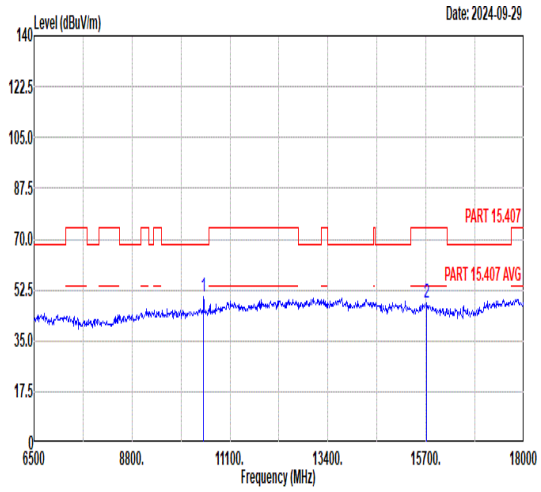 Freq Level Limit Line Margin Read Level Ant Factor Cable Loss Preamp Factor APos TPos Remark MHz dBuV/m dBuV/m dB dBuV dB/m dB dB cm deg 1 10480.00 50.00 68.30 -18.30 66.56 37.47 10.82 64.85 -- -- Peak 2 15720.00 47.91 74.00 -26.09 59.86 39.08 12.71 63.74 -- -- Peak

Mode	4	
	Harmonic	
	U-NII-2A_5.25-5.35_802.11a_CH52_5260MHz	
ANT	9+8	
Pol.	Horizontal	Vertical
Peak Avg	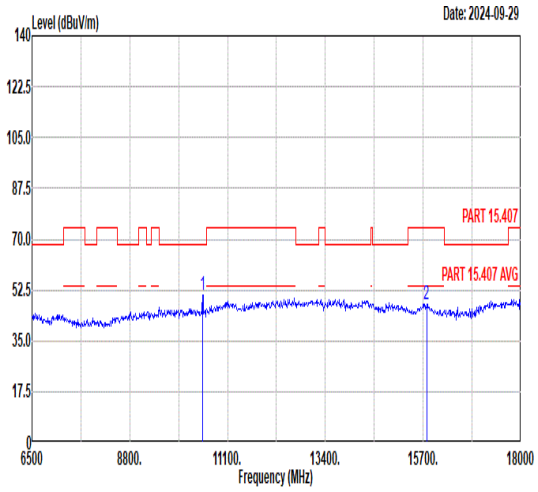 Freq Level Limit Line Margin Read Level Ant Factor Cable Loss Preamp Factor APos TPos Remark MHz dBuV/m dBuV/m dB dBuV dB/m dB dB cm deg 1 10520.00 50.93 68.30 -17.37 67.42 37.50 10.85 64.84 -- -- Peak 2 15780.00 47.66 74.00 -26.34 59.69 39.13 12.71 63.87 -- -- Peak	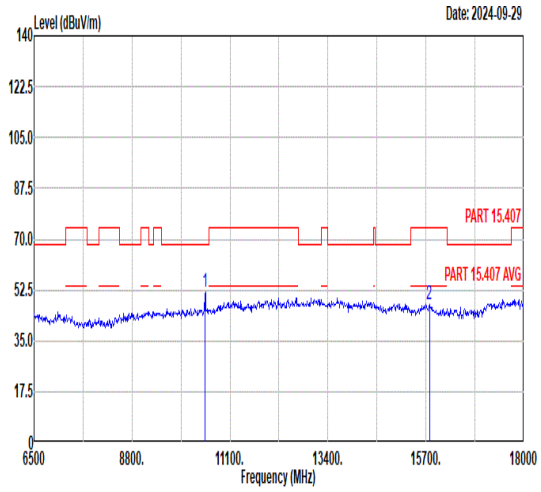 Freq Level Limit Line Margin Read Level Ant Factor Cable Loss Preamp Factor APos TPos Remark MHz dBuV/m dBuV/m dB dBuV dB/m dB dB cm deg 1 10520.00 51.55 68.30 -16.75 68.04 37.50 10.85 64.84 -- -- Peak 2 15780.00 47.41 74.00 -26.59 59.44 39.13 12.71 63.87 -- -- Peak

Mode	5	
	Harmonic	
	U-NII-2A_5.25-5.35_802.11a_CH60_5300MHz	
ANT	9+8	
Pol.	Horizontal	Vertical
Peak Avg	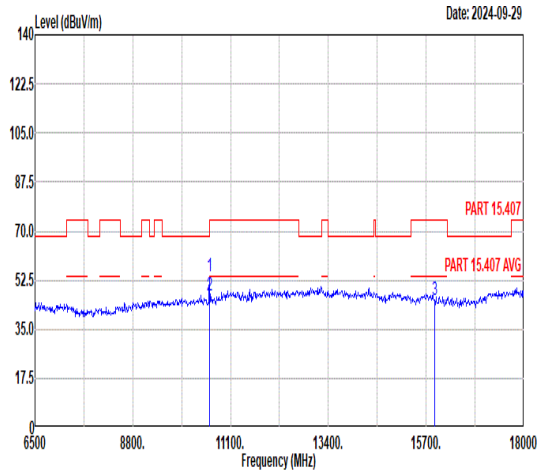 Freq Level Limit Line Margin Read Level Ant Factor Cable Loss Preamp Factor APos TPos Remark 1 10600.00 53.77 74.00 -20.23 69.91 37.52 10.91 64.57 202 55 Peak 2 10600.00 47.15 54.00 -6.85 63.29 37.52 10.91 64.57 202 55 Average 3 15900.00 45.36 74.00 -28.64 57.54 39.22 12.71 64.11 -- -- Peak	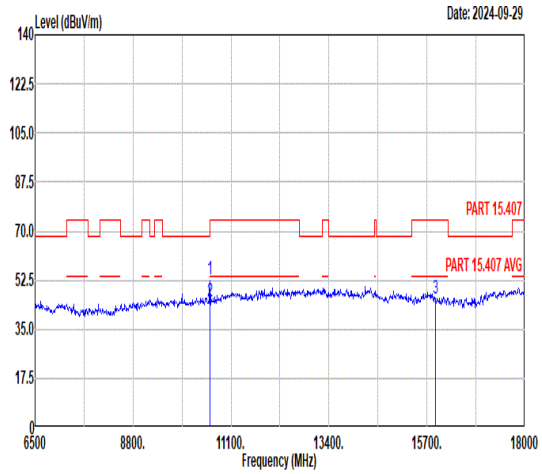 Freq Level Limit Line Margin Read Level Ant Factor Cable Loss Preamp Factor APos TPos Remark 1 10600.00 52.58 74.00 -21.42 68.72 37.52 10.91 64.57 150 311 Peak 2 10600.00 45.13 54.00 -8.87 61.27 37.52 10.91 64.57 150 311 Average 3 15900.00 46.14 74.00 -27.86 58.32 39.22 12.71 64.11 -- -- Peak

Mode	6	
	Band Edge	
	U-NII-2A_5.25-5.35_802.11a_CH64_5320MHz	
ANT	9+8	
Pol.	Horizontal	Fundamental
Peak	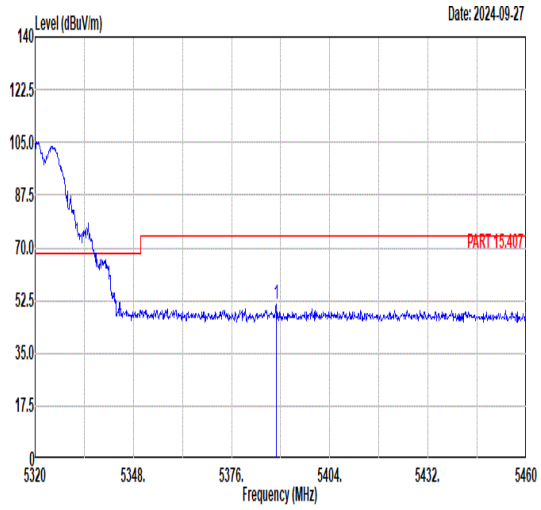 Freq Level Limit Line Margin Read Level Ant Factor Cable Loss Preamp Factor APos TPos Remark MHz dBuV/m dBuV/m dB dBuV dB/m dB dB cm deg 1 5388.74 51.05 74.00 -22.95 40.35 34.81 8.43 32.54 103 134 PEAK	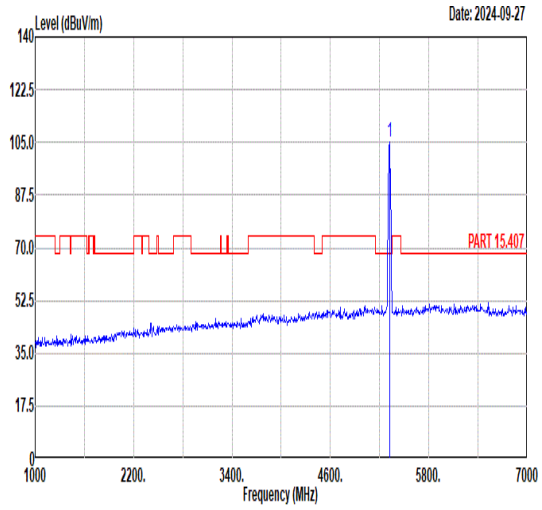 Freq Level Limit Line Margin Read Level Ant Factor Cable Loss Preamp Factor APos TPos Remark MHz dBuV/m dBuV/m dB dBuV dB/m dB dB cm deg 1 5320.00 105.15 ------ ------ 94.72 34.75 8.25 32.57 103 134 PEAK
Avg	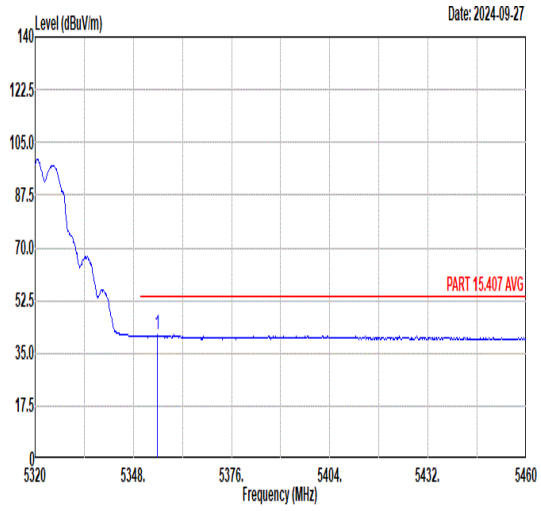 Freq Level Limit Line Margin Read Level Ant Factor Cable Loss Preamp Factor APos TPos Remark MHz dBuV/m dBuV/m dB dBuV dB/m dB dB cm deg 1 5354.86 41.12 54.00 -12.88 30.55 34.78 8.34 32.55 103 134 AVERAGE	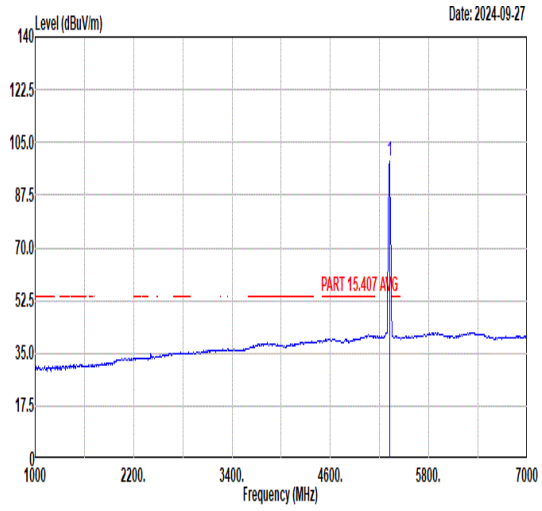 Freq Level Limit Line Margin Read Level Ant Factor Cable Loss Preamp Factor APos TPos Remark MHz dBuV/m dBuV/m dB dBuV dB/m dB dB cm deg 1 5320.00 98.95 ------ ------ 88.52 34.75 8.25 32.57 103 134 AVERAGE

Mode	6	
	Band Edge	
	U-NII-2A_5.25-5.35_802.11a_CH64_5320MHz	
ANT	9+8	
Pol.	Vertical	Fundamental
Peak	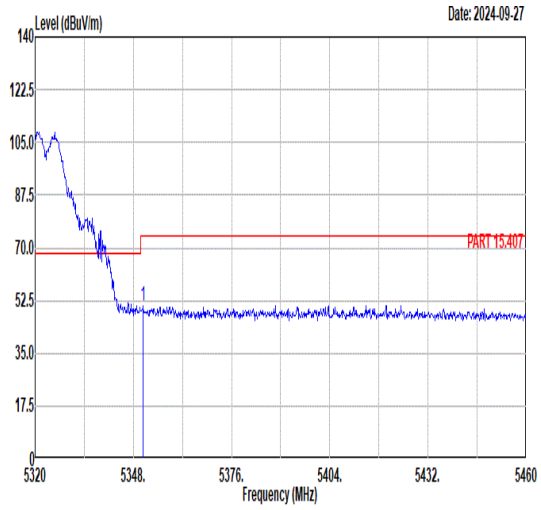 Freq Level Limit Line Margin Read Level Ant Factor Cable Loss Preamp Factor APos TPos Remark MHz dBuV/m dBuV/m dB dBuV dB/m dB dB cm deg 1 5350.80 50.97 74.00 -23.03 40.42 34.78 8.33 32.56 173 286 PEAK	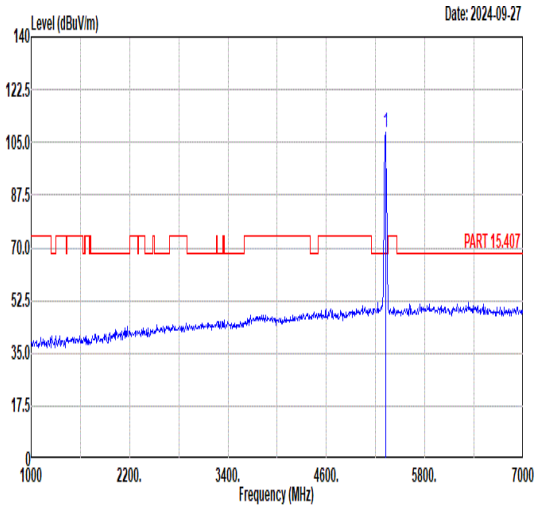 Freq Level Limit Line Margin Read Level Ant Factor Cable Loss Preamp Factor APos TPos Remark MHz dBuV/m dBuV/m dB dBuV dB/m dB dB cm deg 1 5320.00 108.55 ------ ------ 98.12 34.75 8.25 32.57 173 286 PEAK
Avg	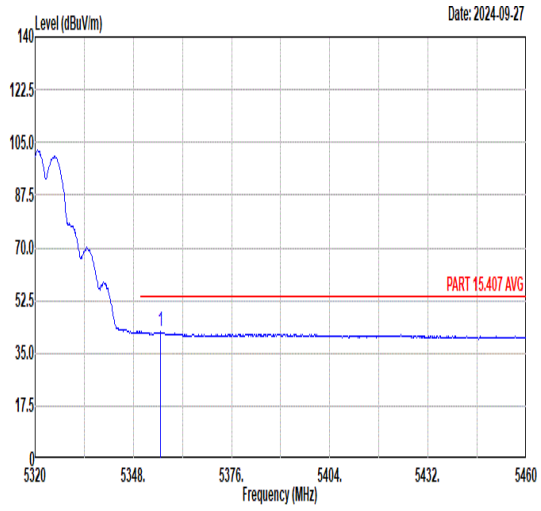 Freq Level Limit Line Margin Read Level Ant Factor Cable Loss Preamp Factor APos TPos Remark MHz dBuV/m dBuV/m dB dBuV dB/m dB dB cm deg 1 5355.70 42.12 54.00 -11.88 31.55 34.78 8.34 32.55 173 286 AVERAGE	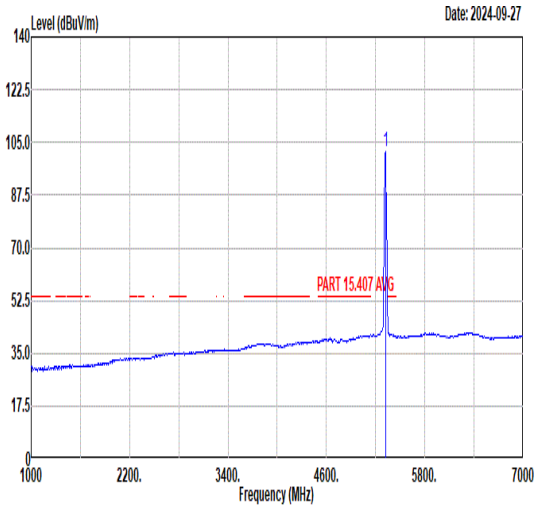 Freq Level Limit Line Margin Read Level Ant Factor Cable Loss Preamp Factor APos TPos Remark MHz dBuV/m dBuV/m dB dBuV dB/m dB dB cm deg 1 5320.00 102.16 ------ ------ 91.73 34.75 8.25 32.57 173 286 AVERAGE

Mode	6	
	Harmonic	
	U-NII-2A_5.25-5.35_802.11a_CH64_5320MHz	
ANT	9+8	
Pol.	Horizontal	Vertical
Peak Avg	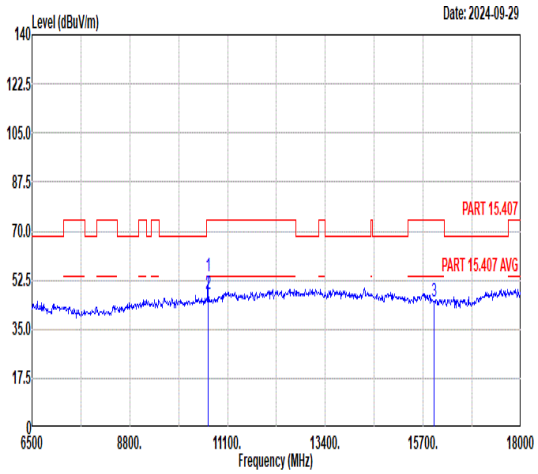 Freq Level Limit Line Margin Read Level Ant Factor Cable Loss Preamp Factor APos TPos Remark MHz dBuV/m dBuV/m dB dBuV dB/m dB dB cm deg 1 10640.00 54.06 74.00 -19.94 70.02 37.53 10.94 64.43 193 53 Peak 2 10640.00 47.75 54.00 -6.25 63.71 37.53 10.94 64.43 193 53 Average 3 15960.00 44.97 74.00 -29.03 57.23 39.27 12.70 64.23 -- -- Peak	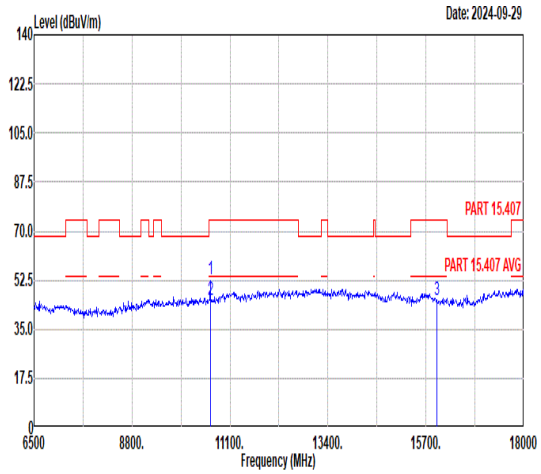 Freq Level Limit Line Margin Read Level Ant Factor Cable Loss Preamp Factor APos TPos Remark MHz dBuV/m dBuV/m dB dBuV dB/m dB dB cm deg 1 10640.00 52.83 74.00 -21.17 68.79 37.53 10.94 64.43 146 322 Peak 2 10640.00 45.55 54.00 -8.45 61.51 37.53 10.94 64.43 146 322 Average 3 15960.00 45.52 74.00 -28.48 57.78 39.27 12.70 64.23 -- -- Peak

Mode	7	
	Band Edge	
	U-NII-2C_5.47-5.725_802.11a_CH100_5500MHz	
ANT	9+8	
Pol.	Horizontal	Fundamental
Peak	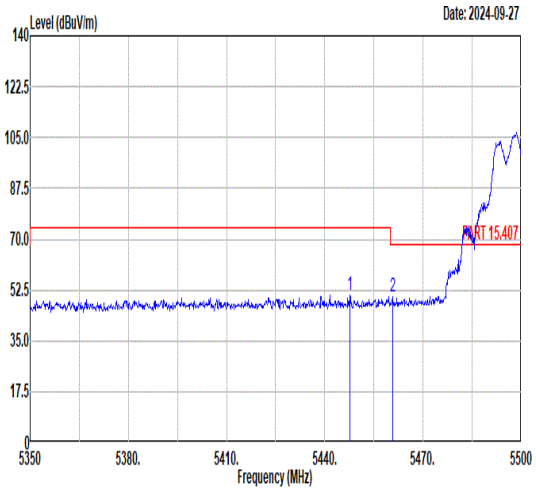 Freq Level Limit Line Margin Read Level Ant Factor Cable Loss Preamp Factor APos TPos Remark MHz dBuV/m dBuV/m dB dBuV dB/m dB dB cm deg 1 5447.65 50.60 74.00 -23.40 39.83 34.86 8.43 32.52 307 360 PEAK 2 5460.70 49.99 68.30 -18.31 39.22 34.87 8.41 32.51 307 360 PEAK	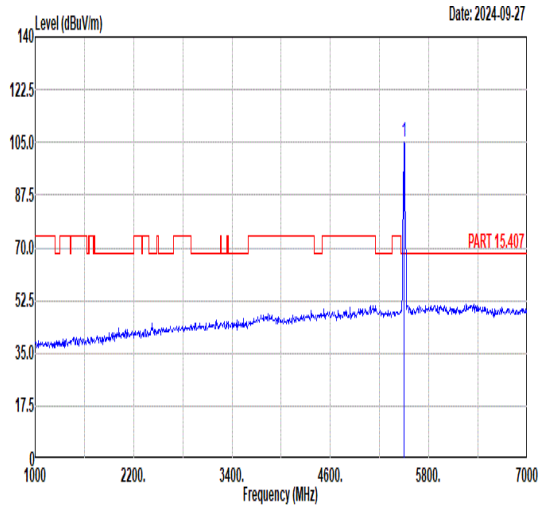 Freq Level Limit Line Margin Read Level Ant Factor Cable Loss Preamp Factor APos TPos Remark MHz dBuV/m dBuV/m dB dBuV dB/m dB dB cm deg 1 5500.00 105.27 ------ ------ 94.51 34.90 8.36 32.50 307 360 PEAK
Avg	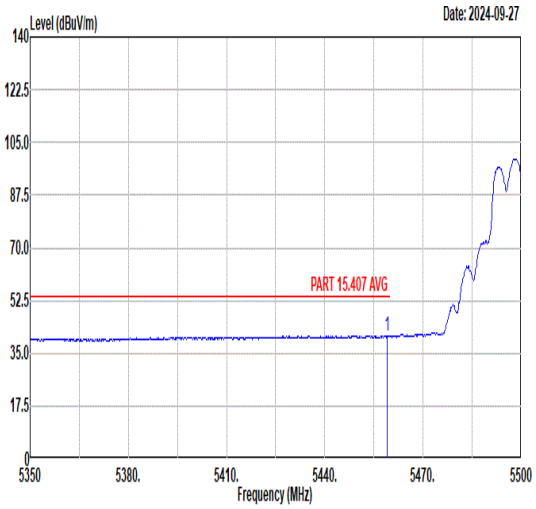 Freq Level Limit Line Margin Read Level Ant Factor Cable Loss Preamp Factor APos TPos Remark MHz dBuV/m dBuV/m dB dBuV dB/m dB dB cm deg 1 5459.05 40.77 54.00 -13.23 30.01 34.86 8.41 32.51 307 360 AVERAGE	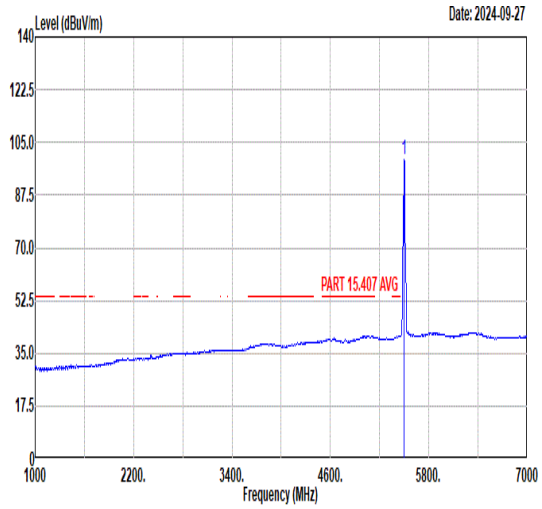 Freq Level Limit Line Margin Read Level Ant Factor Cable Loss Preamp Factor APos TPos Remark MHz dBuV/m dBuV/m dB dBuV dB/m dB dB cm deg 1 5500.00 99.50 ------ ------ 88.74 34.90 8.36 32.50 307 360 AVERAGE

Mode	7	
	Band Edge	
	U-NII-2C_5.47-5.725_802.11a_CH100_5500MHz	
ANT	9+8	
Pol.	Vertical	Fundamental
Peak	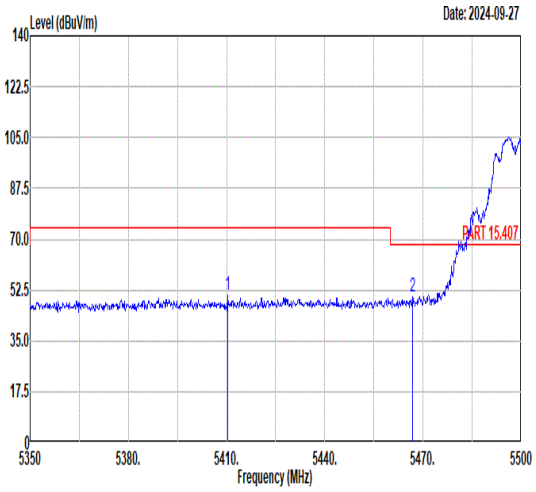 Freq Level Limit Line Margin Read Level Ant Factor Cable Loss Preamp Factor APos TPos Remark MHz dBuV/m dBuV/m dB dBuV dB/m dB dB cm deg 1 5410.30 50.82 74.00 -23.18 40.04 34.83 8.48 32.53 199 306 PEAK 2 5466.85 50.41 68.30 -17.89 39.65 34.87 8.40 32.51 199 306 PEAK	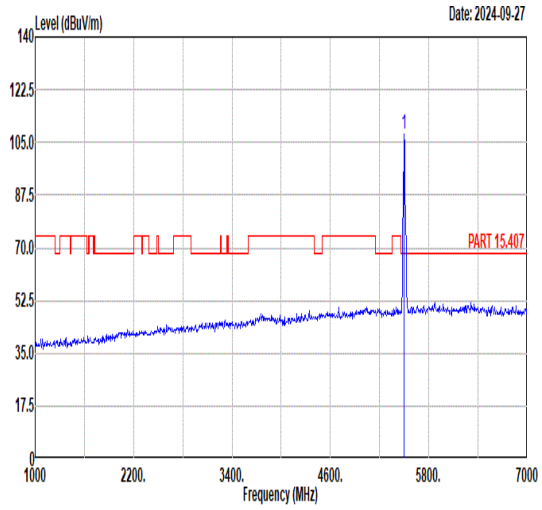 Freq Level Limit Line Margin Read Level Ant Factor Cable Loss Preamp Factor APos TPos Remark MHz dBuV/m dBuV/m dB dBuV dB/m dB dB cm deg 1 5500.00 107.53 ------ ------ 96.77 34.90 8.36 32.50 199 306 PEAK
Avg	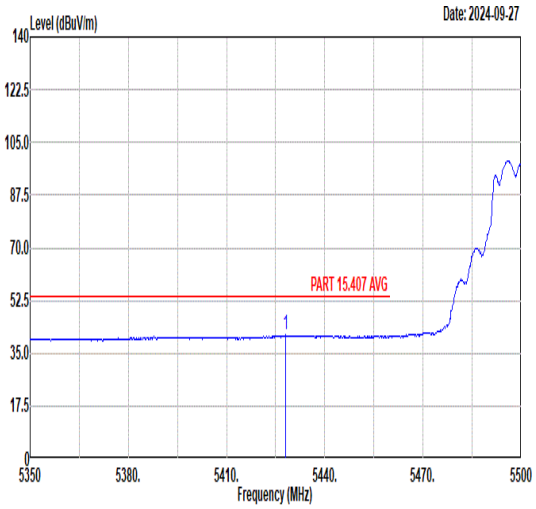 Freq Level Limit Line Margin Read Level Ant Factor Cable Loss Preamp Factor APos TPos Remark MHz dBuV/m dBuV/m dB dBuV dB/m dB dB cm deg 1 5428.15 41.12 54.00 -12.88 30.35 34.84 8.45 32.52 199 306 AVERAGE	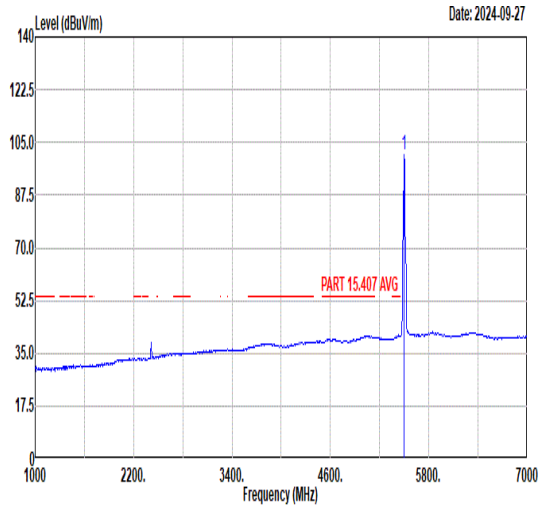 Freq Level Limit Line Margin Read Level Ant Factor Cable Loss Preamp Factor APos TPos Remark MHz dBuV/m dBuV/m dB dBuV dB/m dB dB cm deg 1 5500.00 100.74 ------ ------ 89.98 34.90 8.36 32.50 199 306 AVERAGE

Mode	7	
	Harmonic	
	U-NII-2C_5.47-5.725_802.11a_CH100_5500MHz	
ANT	9+8	
Pol.	Horizontal	Vertical
Peak Avg	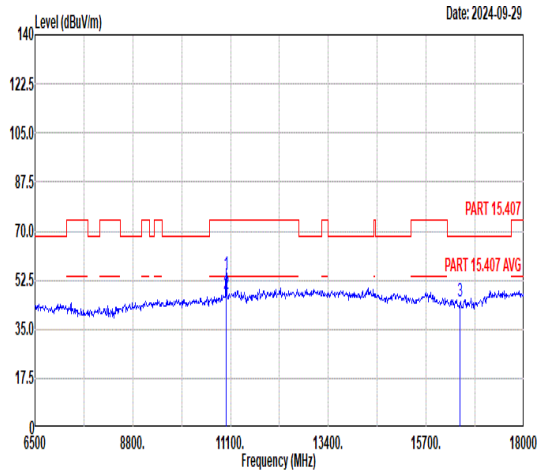 Freq Level Limit Line Margin Read Level Ant Factor Cable Loss Preamp Factor APos TPos Remark MHz dBuV/m dBuV/m dB dBuV dB/m dB dB cm deg 1 11000.00 54.53 74.00 -19.47 68.92 37.60 11.21 63.20 153 57 Peak 2 11000.00 47.44 54.00 -6.56 61.83 37.60 11.21 63.20 153 57 Average 3 16500.00 45.01 68.30 -23.29 57.69 39.50 12.91 65.09 -- -- Peak	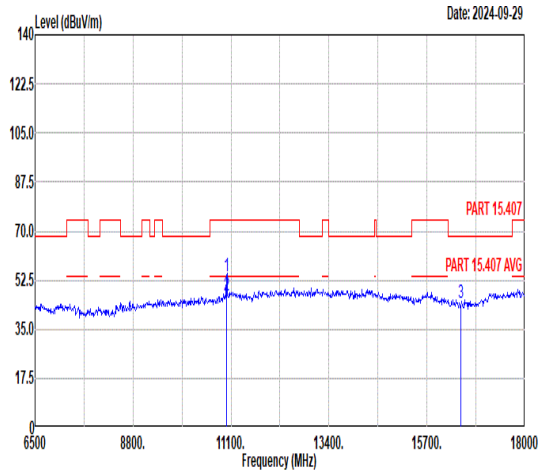 Freq Level Limit Line Margin Read Level Ant Factor Cable Loss Preamp Factor APos TPos Remark MHz dBuV/m dBuV/m dB dBuV dB/m dB dB cm deg 1 11000.00 53.83 74.00 -20.17 68.22 37.60 11.21 63.20 176 341 Peak 2 11000.00 46.86 54.00 -7.14 61.25 37.60 11.21 63.20 176 341 Average 3 16500.00 44.56 68.30 -23.74 57.24 39.50 12.91 65.09 -- -- Peak

Mode	8	
	Harmonic	
	U-NII-2C_5.47-5.725_802.11a_CH116_5580MHz	
ANT	9+8	
Pol.	Horizontal	Vertical
Peak Avg	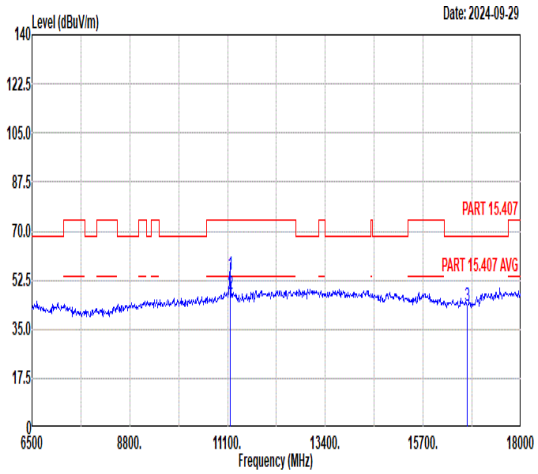 Freq Level Limit Line Margin Read Level Ant Factor Cable Loss Preamp Factor APos TPos Remark MHz dBuV/m dBuV/m dB dBuV dB/m dB dB cm deg 1 11160.00 54.26 74.00 -19.74 68.41 37.66 11.29 63.10 147 52 Peak 2 11160.00 47.39 54.00 -6.61 61.54 37.66 11.29 63.10 147 52 Average 3 16740.00 43.57 68.30 -24.73 55.97 39.69 13.01 65.10 -- -- Peak	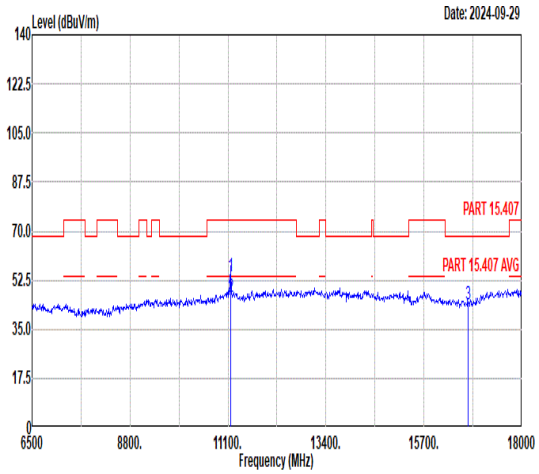 Freq Level Limit Line Margin Read Level Ant Factor Cable Loss Preamp Factor APos TPos Remark MHz dBuV/m dBuV/m dB dBuV dB/m dB dB cm deg 1 11160.00 53.72 74.00 -20.28 67.87 37.66 11.29 63.10 144 326 Peak 2 11160.00 46.63 54.00 -7.37 60.78 37.66 11.29 63.10 144 326 Average 3 16740.00 43.86 68.30 -24.44 56.26 39.69 13.01 65.10 -- -- Peak

Mode	9	
	Band Edge	
	U-NII-2C_5.47-5.725_802.11a_CH140_5700MHz	
ANT	9+8	
Pol.	Horizontal	Fundamental
Peak	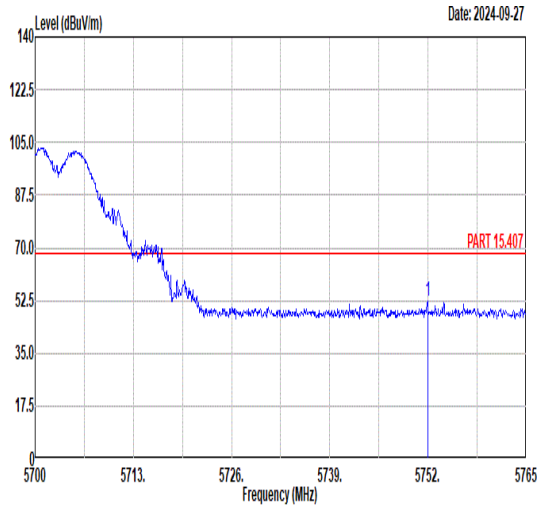 Freq Level Limit Line Margin Read Level Ant Factor Cable Loss Preamp Factor APos TPos Remark MHz dBuV/m dBuV/m dB dBuV dB/m dB dB cm deg 1 5751.94 52.24 68.30 -16.06 40.92 35.05 8.77 32.50 328 0 PEAK	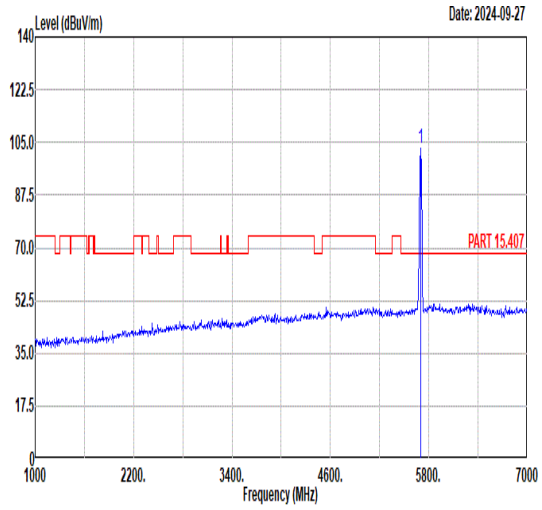 Freq Level Limit Line Margin Read Level Ant Factor Cable Loss Preamp Factor APos TPos Remark MHz dBuV/m dBuV/m dB dBuV dB/m dB dB cm deg 1 5700.00 103.03 ------ ------ 91.91 35.02 8.60 32.50 328 0 PEAK
Avg	Blank	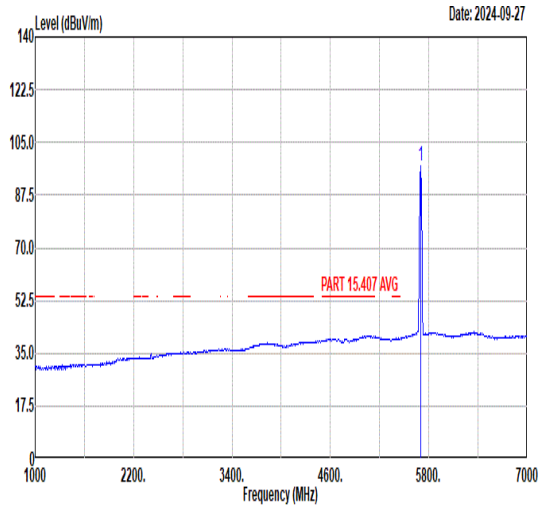 Freq Level Limit Line Margin Read Level Ant Factor Cable Loss Preamp Factor APos TPos Remark MHz dBuV/m dBuV/m dB dBuV dB/m dB dB cm deg 1 5700.00 97.45 ------ ------ 86.36 35.02 8.57 32.50 328 0 AVERAGE

Mode	9	
	Band Edge	
	U-NII-2C_5.47-5.725_802.11a_CH140_5700MHz	
ANT	9+8	
Pol.	Vertical	Fundamental
Peak	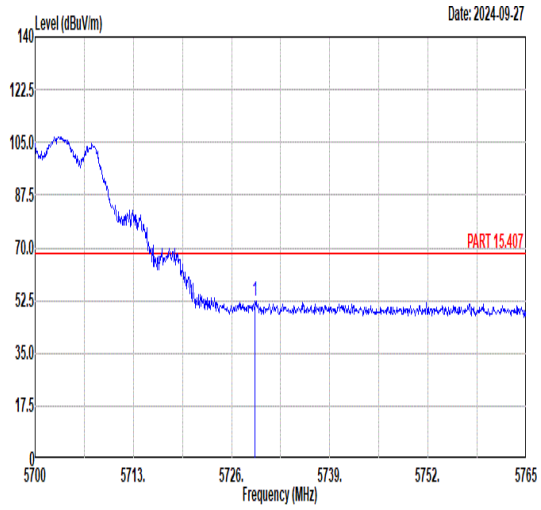 Freq Level Limit Line Margin Read Level Ant Factor Cable Loss Preamp Factor APos TPos Remark MHz dBuV/m dBuV/m dB dBuV dB/m dB dB cm deg 1 5729.12 52.36 68.30 -15.94 41.13 35.04 8.69 32.50 300 264 PEAK	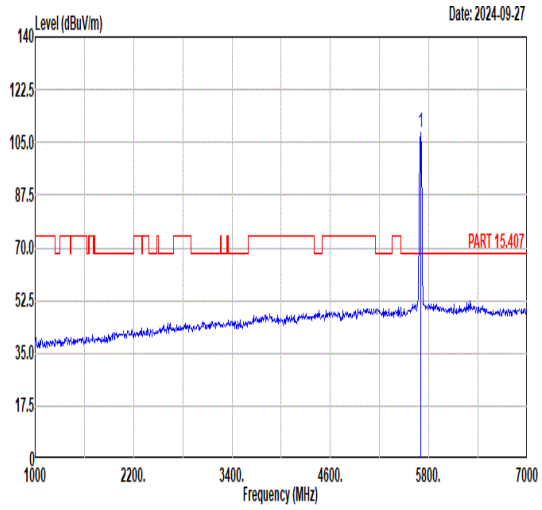 Freq Level Limit Line Margin Read Level Ant Factor Cable Loss Preamp Factor APos TPos Remark MHz dBuV/m dBuV/m dB dBuV dB/m dB dB cm deg 1 5700.00 108.43 ------ ------ 97.34 35.02 8.57 32.50 300 264 PEAK
Avg	Blank	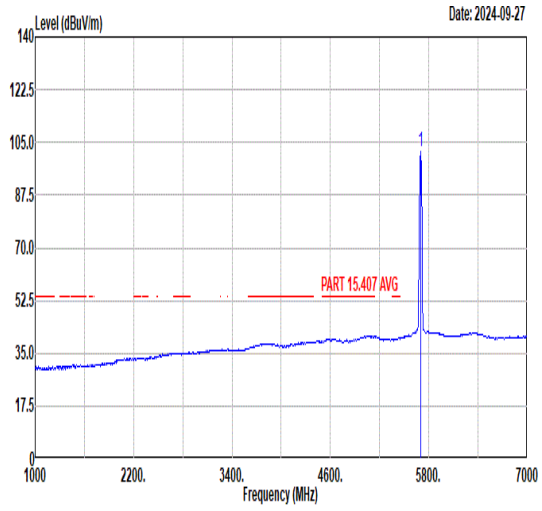 Freq Level Limit Line Margin Read Level Ant Factor Cable Loss Preamp Factor APos TPos Remark MHz dBuV/m dBuV/m dB dBuV dB/m dB dB cm deg 1 5700.00 101.83 ------ ------ 90.74 35.02 8.57 32.50 300 264 AVERAGE

Mode	9	
	Harmonic	
	U-NII-2C_5.47-5.725_802.11a_CH140_5700MHz	
ANT	9+8	
Pol.	Horizontal	Vertical
Peak Avg	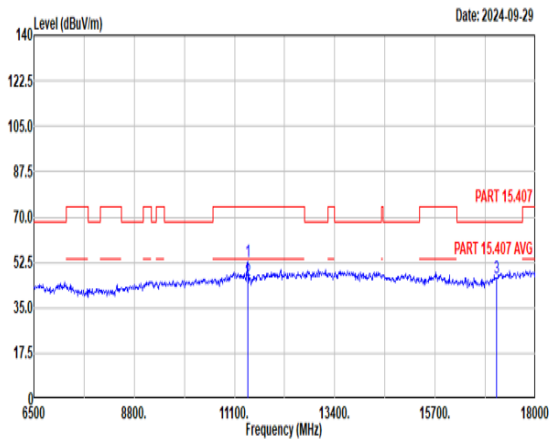 Freq Level Limit Line Margin Read Level Ant Factor Cable Loss Preamp Factor APos TPos Remark MHz dBuV/m dBuV/m dB dBuV dB/m dB dB cm deg 1 11400.00 53.08 74.00 -20.92 66.87 37.76 11.41 62.96 155 53 Peak 2 11400.00 45.51 54.00 -8.49 59.30 37.76 11.41 62.96 155 53 Average 3 17100.00 46.60 68.30 -21.70 58.58 40.06 13.14 65.18 -- -- Peak	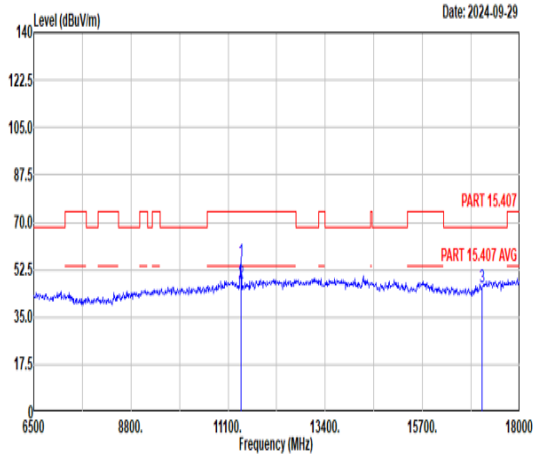 Freq Level Limit Line Margin Read Level Ant Factor Cable Loss Preamp Factor APos TPos Remark MHz dBuV/m dBuV/m dB dBuV dB/m dB dB cm deg 1 11400.00 55.41 74.00 -18.59 69.20 37.76 11.41 62.96 157 342 Peak 2 11400.00 47.47 54.00 -6.53 61.26 37.76 11.41 62.96 157 342 Average 3 17100.00 45.78 68.30 -22.52 57.76 40.06 13.14 65.18 -- -- Peak

Mode	10	
	Band Edge	
	U-NII-1_5.15-5.25_802.11ax HE20_CH36_Full RU_5180MHz	
ANT	9+8	
Pol.	Horizontal	Fundamental
Peak	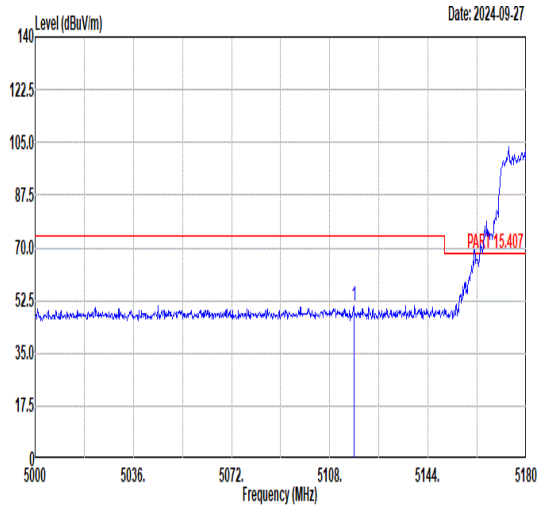 Limit Read Ant Cable Preamp APos TPos Freq Level Line Margin Level Factor Loss Factor Remark MHz dBuV/m dBuV/m dB dBuV dB/m dB dB cm deg 1 5116.82 50.52 74.00 -23.48 40.67 34.60 7.90 32.65 164 129 PEAK	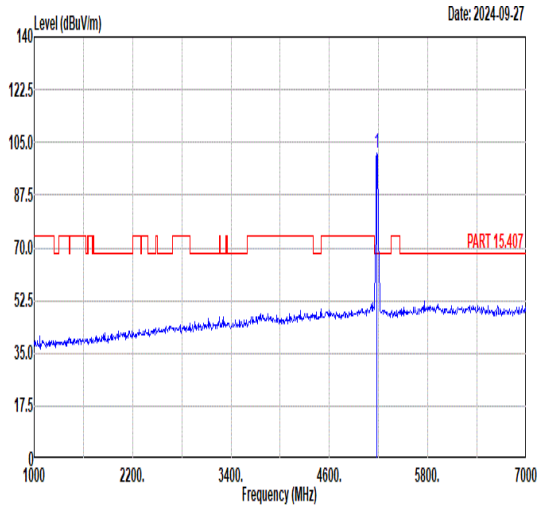 Limit Read Ant Cable Preamp APos TPos Freq Level Line Margin Level Factor Loss Factor Remark MHz dBuV/m dBuV/m dB dBuV dB/m dB dB cm deg 1 5180.00 101.49 ------ ------ 91.54 34.64 7.94 32.63 164 129 PEAK
Avg	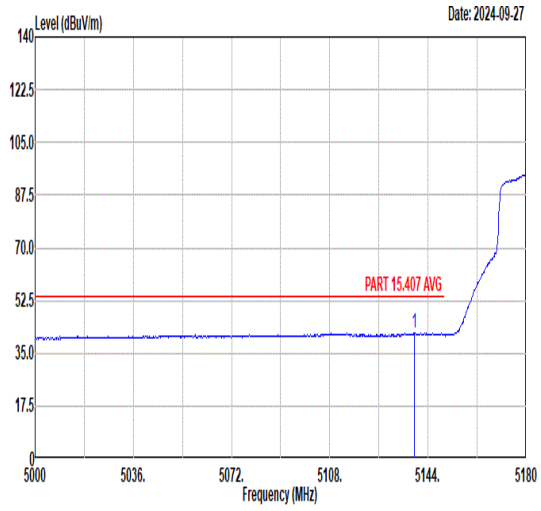 Limit Read Ant Cable Preamp APos TPos Freq Level Line Margin Level Factor Loss Factor Remark MHz dBuV/m dBuV/m dB dBuV dB/m dB dB cm deg 1 5139.14 41.60 54.00 -12.40 31.72 34.61 7.91 32.64 164 129 AVERAGE	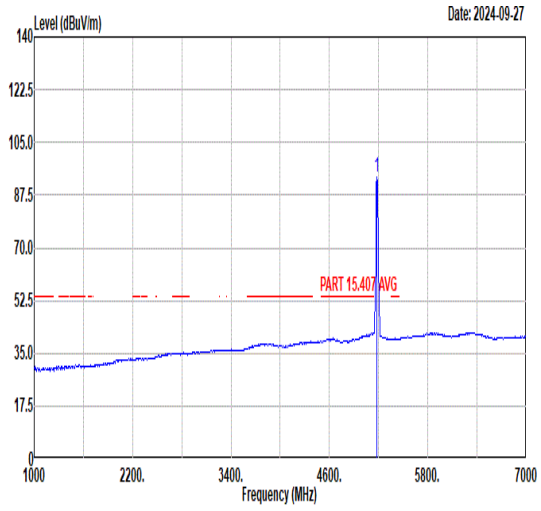 Limit Read Ant Cable Preamp APos TPos Freq Level Line Margin Level Factor Loss Factor Remark MHz dBuV/m dBuV/m dB dBuV dB/m dB dB cm deg 1 5180.00 93.72 ------ ------ 83.76 34.65 7.94 32.63 164 129 AVERAGE

Mode	10	
	Band Edge	
	U-NII-1_5.15-5.25_802.11ax HE20_CH36_Full RU_5180MHz	
ANT	9+8	
Pol.	Vertical	Fundamental
Peak	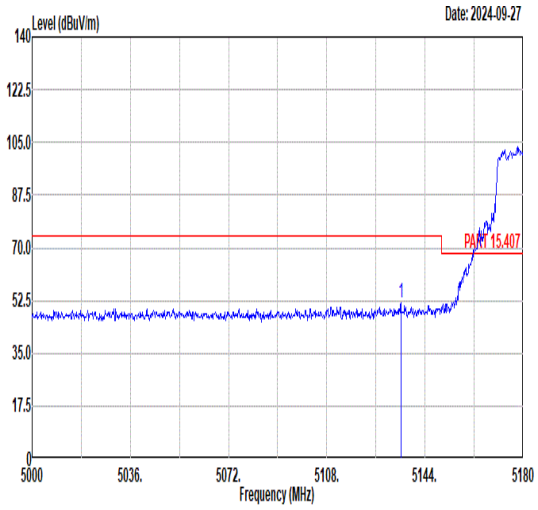 Freq Level Limit Line Margin Read Level Ant Factor Cable Loss Preamp Factor APos TPos Remark MHz dBuV/m dBuV/m dB dBuV dB/m dB dB cm deg 1 5135.18 51.72 74.00 -22.28 41.85 34.61 7.91 32.65 400 310 PEAK	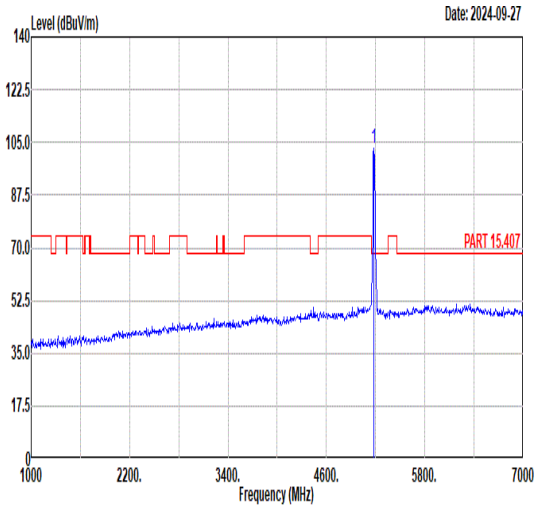 Freq Level Limit Line Margin Read Level Ant Factor Cable Loss Preamp Factor APos TPos Remark MHz dBuV/m dBuV/m dB dBuV dB/m dB dB cm deg 1 5180.00 103.07 ------ ------ 93.12 34.64 7.94 32.63 400 310 PEAK
Avg	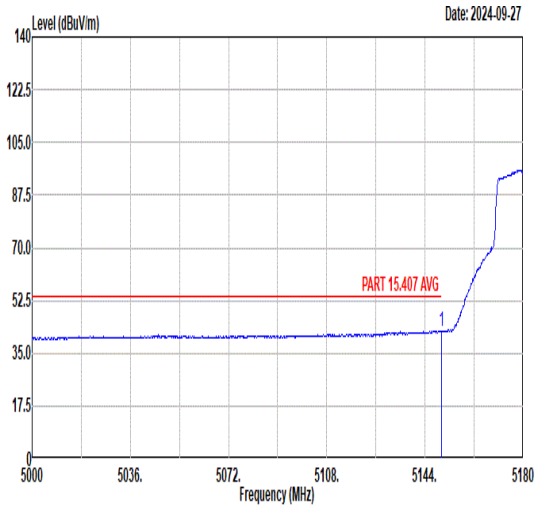 Freq Level Limit Line Margin Read Level Ant Factor Cable Loss Preamp Factor APos TPos Remark MHz dBuV/m dBuV/m dB dBuV dB/m dB dB cm deg 1 5149.94 42.42 54.00 -11.58 32.52 34.62 7.92 32.64 400 310 AVERAGE	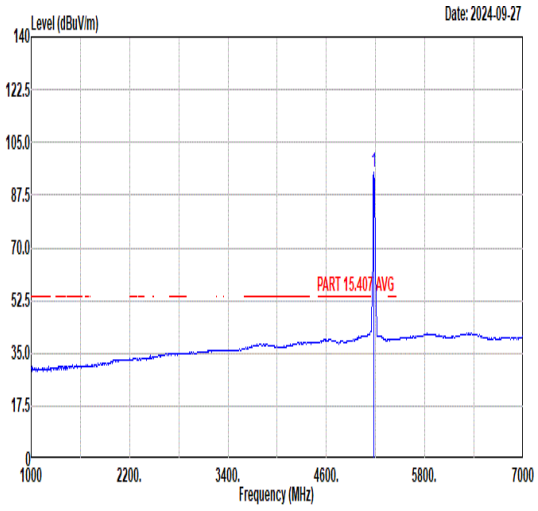 Freq Level Limit Line Margin Read Level Ant Factor Cable Loss Preamp Factor APos TPos Remark MHz dBuV/m dBuV/m dB dBuV dB/m dB dB cm deg 1 5180.00 95.27 ------ ------ 85.32 34.64 7.94 32.63 400 310 AVERAGE

Mode	10	
	Harmonic	
	U-NII-1_5.15-5.25_802.11ax HE20_CH36_Full RU_5180MHz	
ANT	9+8	
Pol.	Horizontal	Vertical
Peak Avg	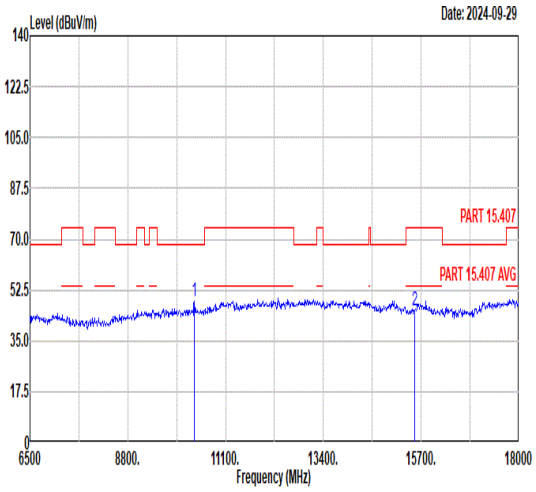 Freq Level Limit Line Margin Read Level Ant Factor Cable Loss Preamp Factor APos TPos Remark MHz dBuV/m dBuV/m dB dBuV dB/m dB dB cm deg 1 10360.00 48.48 68.30 -19.82 65.01 37.33 10.73 64.59 -- -- Peak 2 15540.00 45.29 74.00 -28.71 57.02 38.93 12.72 63.38 -- -- Peak	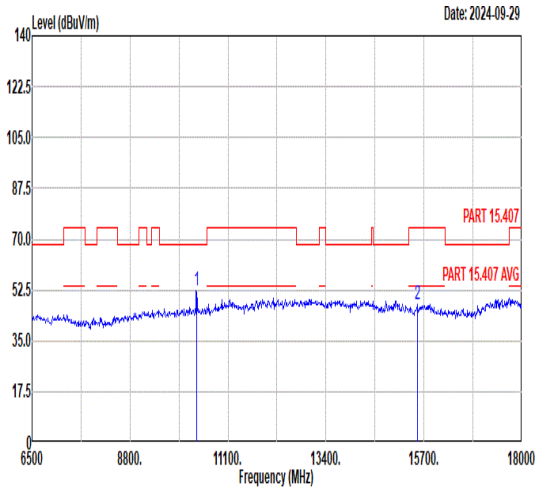 Freq Level Limit Line Margin Read Level Ant Factor Cable Loss Preamp Factor APos TPos Remark MHz dBuV/m dBuV/m dB dBuV dB/m dB dB cm deg 1 10360.00 52.05 68.30 -16.25 68.58 37.33 10.73 64.59 -- -- Peak 2 15540.00 47.62 74.00 -26.38 59.35 38.93 12.72 63.38 -- -- Peak

Mode	11	
	Harmonic	
	U-NII-1_5.15-5.25_802.11ax HE20_CH44_Full RU_5220MHz	
ANT	9+8	
Pol.	Horizontal	Vertical
Peak Avg	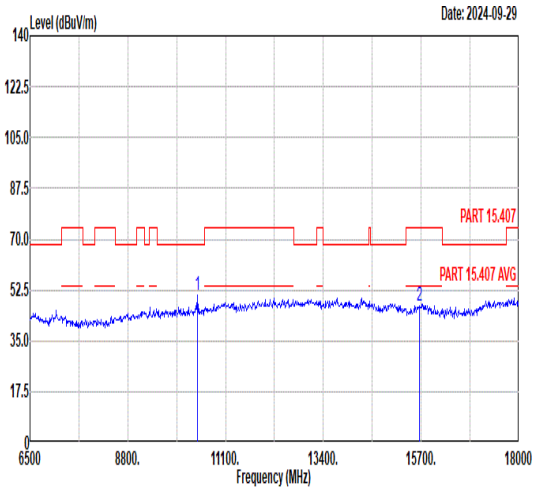 Freq Level Limit Line Margin Read Level Ant Factor Cable Loss Preamp Factor APos TPos Remark MHz dBuV/m dBuV/m dB dBuV dB/m dB dB cm deg 1 10440.00 50.89 68.30 -17.41 67.43 37.43 10.79 64.76 -- -- Peak 2 15660.00 46.77 74.00 -27.23 58.64 39.03 12.72 63.62 -- -- Peak	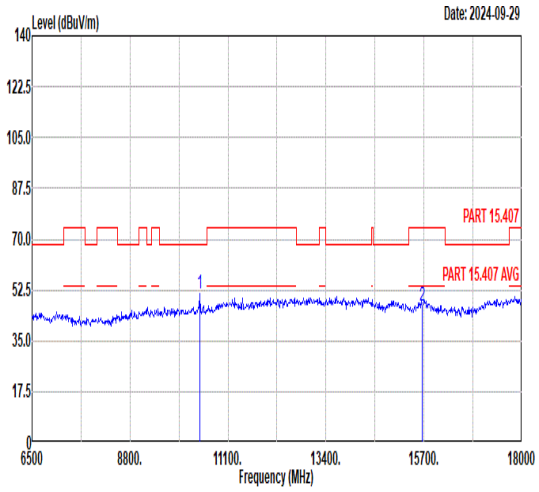 Freq Level Limit Line Margin Read Level Ant Factor Cable Loss Preamp Factor APos TPos Remark MHz dBuV/m dBuV/m dB dBuV dB/m dB dB cm deg 1 10440.00 51.36 68.30 -16.94 67.90 37.43 10.79 64.76 -- -- Peak 2 15660.00 46.87 74.00 -27.13 58.74 39.03 12.72 63.62 -- -- Peak

Mode	12	
	Harmonic	
	U-NII-1_5.15-5.25_802.11ax HE20_CH48_Full RU_5240MHz	
ANT	9+8	
Pol.	Horizontal	Vertical
Peak Avg	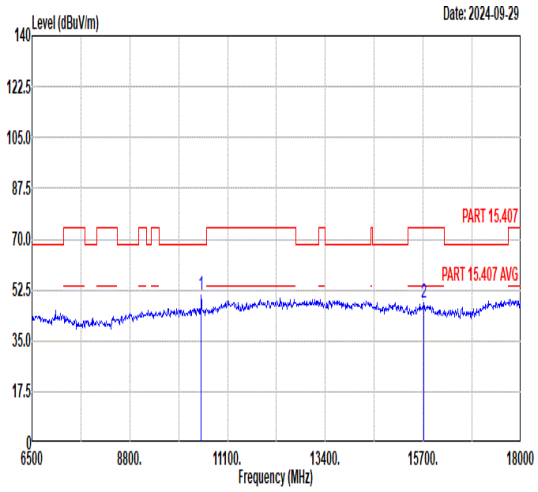 Freq Level Limit Line Margin Read Level Ant Factor Cable Loss Preamp Factor APos TPos Remark MHz dBuV/m dBuV/m dB dBuV dB/m dB dB cm deg 1 10480.00 50.87 68.30 -17.43 67.43 37.47 10.82 64.85 -- -- Peak 2 15720.00 47.92 74.00 -26.08 59.87 39.08 12.71 63.74 -- -- Peak	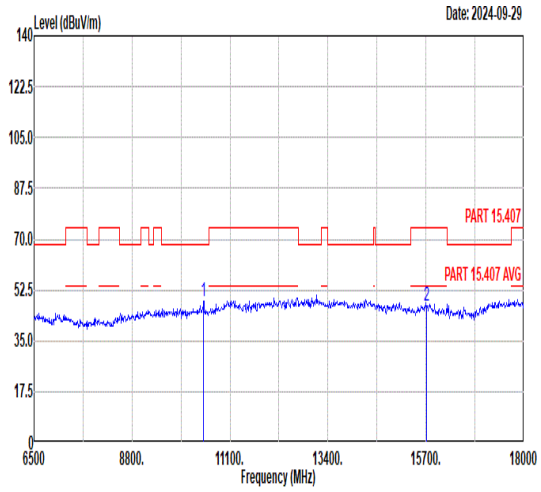 Freq Level Limit Line Margin Read Level Ant Factor Cable Loss Preamp Factor APos TPos Remark MHz dBuV/m dBuV/m dB dBuV dB/m dB dB cm deg 1 10480.00 48.87 68.30 -19.43 65.43 37.47 10.82 64.85 -- -- Peak 2 15720.00 47.18 74.00 -26.82 59.13 39.08 12.71 63.74 -- -- Peak

Mode	13	
	Harmonic	
	U-NII-2A_5.25-5.35_802.11ax HE20_CH52_Full RU_5260MHz	
ANT	9+8	
Pol.	Horizontal	Vertical
Peak Avg	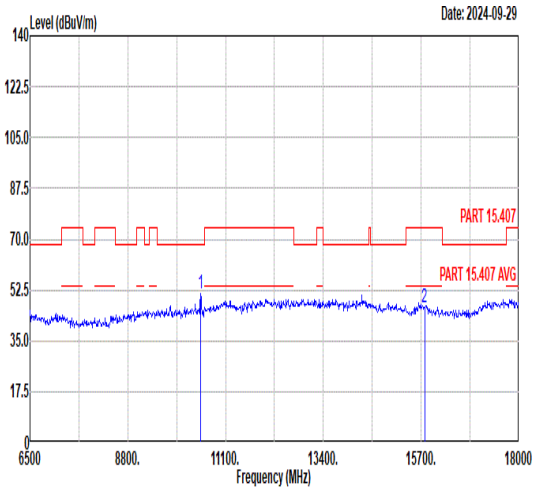 Freq Level Limit Line Margin Read Level Ant Factor Cable Loss Preamp Factor APos TPos Remark MHz dBuV/m dBuV/m dB dBuV dB/m dB dB cm deg 1 10520.00 51.47 68.30 -16.83 67.96 37.50 10.85 64.84 -- -- Peak 2 15780.00 46.71 74.00 -27.29 58.74 39.13 12.71 63.87 -- -- Peak	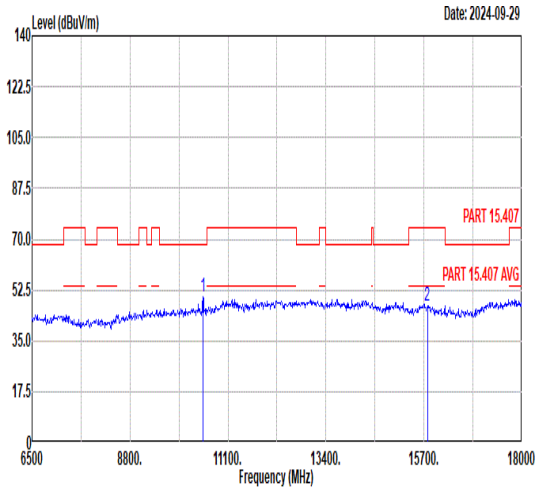 Freq Level Limit Line Margin Read Level Ant Factor Cable Loss Preamp Factor APos TPos Remark MHz dBuV/m dBuV/m dB dBuV dB/m dB dB cm deg 1 10520.00 50.22 68.30 -18.08 66.71 37.50 10.85 64.84 -- -- Peak 2 15780.00 46.76 74.00 -27.24 58.79 39.13 12.71 63.87 -- -- Peak

Mode	14	
	Harmonic	
	U-NII-2A_5.25-5.35_802.11ax HE20_CH60_Full RU_5300MHz	
ANT	9+8	
Pol.	Horizontal	Vertical
Peak Avg	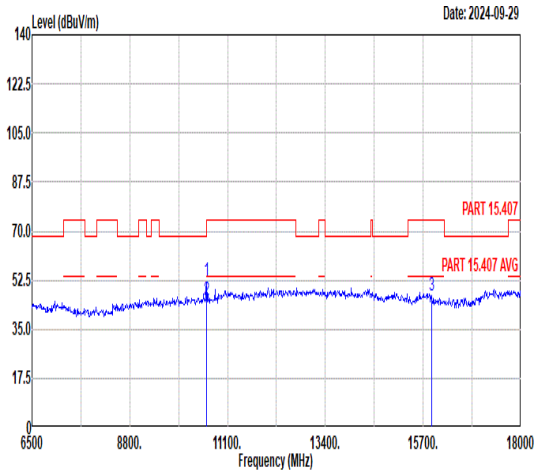 Freq Level Limit Line Margin Read Level Ant Factor Cable Loss Preamp Factor APos TPos Remark MHz dBuV/m dBuV/m dB dBuV dB/m dB dB cm deg 1 10600.00 52.13 74.00 -21.87 68.27 37.52 10.91 64.57 185 63 Peak 2 10600.00 45.33 54.00 -8.67 61.47 37.52 10.91 64.57 185 63 Average 3 15900.00 47.09 74.00 -26.91 59.27 39.22 12.71 64.11 -- -- Peak	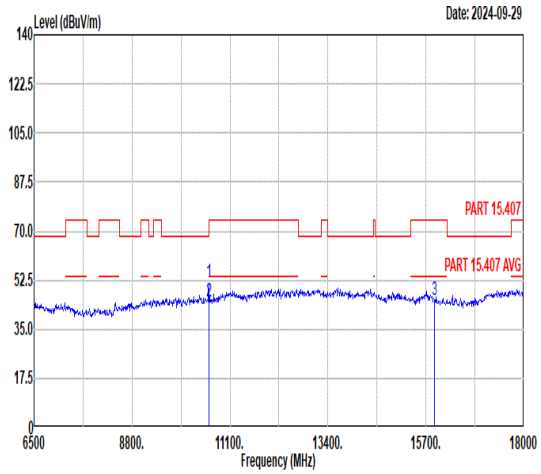 Freq Level Limit Line Margin Read Level Ant Factor Cable Loss Preamp Factor APos TPos Remark MHz dBuV/m dBuV/m dB dBuV dB/m dB dB cm deg 1 10600.00 51.68 74.00 -22.32 67.82 37.52 10.91 64.57 152 169 Peak 2 10600.00 44.71 54.00 -9.29 60.85 37.52 10.91 64.57 152 169 Average 3 15900.00 45.57 74.00 -28.43 57.75 39.22 12.71 64.11 -- -- Peak

Mode	15	
	Band Edge	
	U-NII-2A_5.25-5.35_802.11ax HE20_CH64_Full RU_5320MHz	
ANT	9+8	
Pol.	Horizontal	Fundamental
Peak	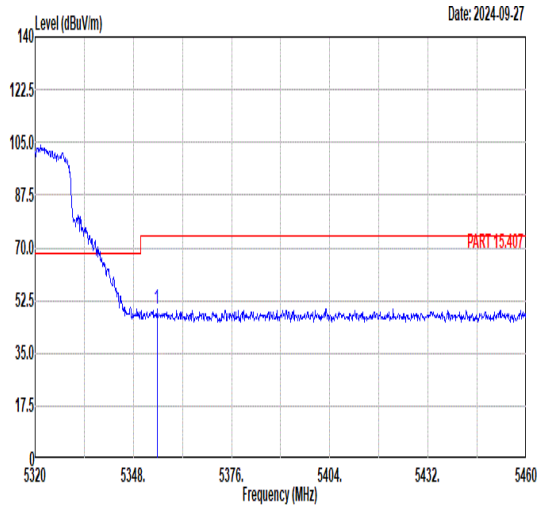 Freq Level Limit Line Margin Read Level Ant Factor Cable Loss Preamp Factor APos TPos Remark MHz dBuV/m dBuV/m dB dBuV dB/m dB dB cm deg 1 5354.72 49.69 74.00 -24.31 39.13 34.78 8.34 32.56 100 131 PEAK	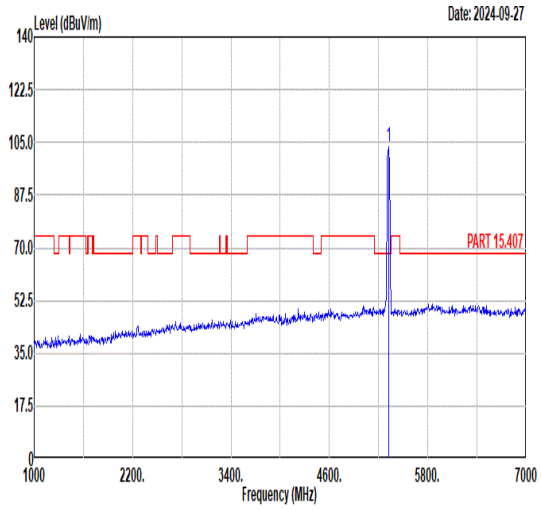 Freq Level Limit Line Margin Read Level Ant Factor Cable Loss Preamp Factor APos TPos Remark MHz dBuV/m dBuV/m dB dBuV dB/m dB dB cm deg 1 5320.00 103.66 ------ ------ 93.23 34.75 8.25 32.57 100 131 PEAK
Avg	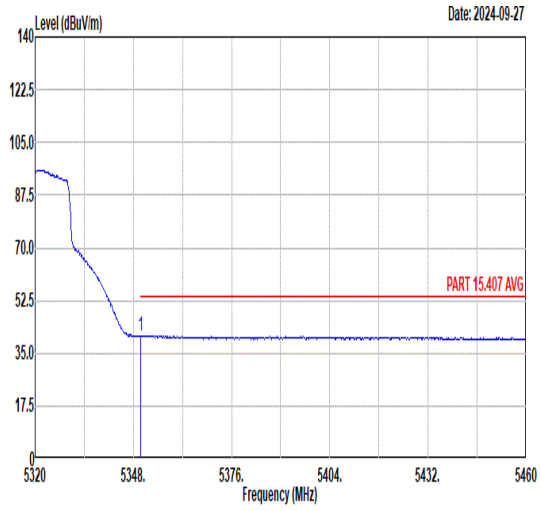 Freq Level Limit Line Margin Read Level Ant Factor Cable Loss Preamp Factor APos TPos Remark MHz dBuV/m dBuV/m dB dBuV dB/m dB dB cm deg 1 5350.10 40.90 54.00 -13.10 30.35 34.78 8.33 32.56 100 131 AVERAGE	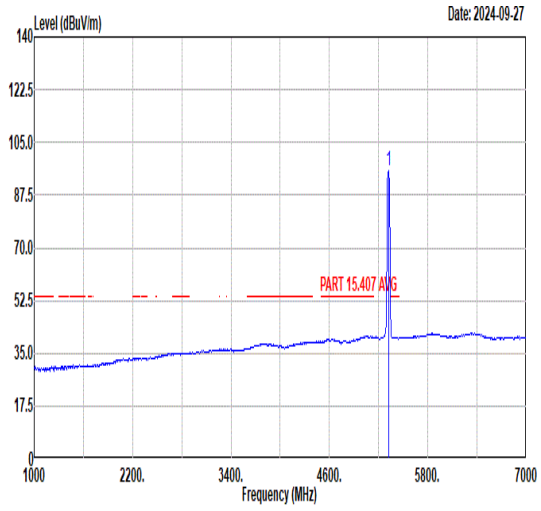 Freq Level Limit Line Margin Read Level Ant Factor Cable Loss Preamp Factor APos TPos Remark MHz dBuV/m dBuV/m dB dBuV dB/m dB dB cm deg 1 5320.00 95.66 ------ ------ 85.23 34.75 8.25 32.57 100 131 AVERAGE

Mode	15	
	Band Edge	
	U-NII-2A_5.25-5.35_802.11ax HE20_CH64_Full RU_5320MHz	
ANT	9+8	
Pol.	Vertical	Fundamental
Peak	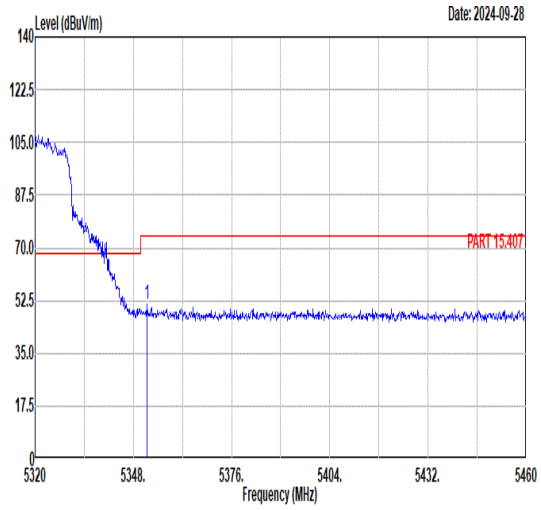 Limit Read Ant Cable Preamp APos TPos Freq Level Line Margin Level Factor Loss Factor Remark MHz dBuV/m dBuV/m dB dBuV dB/m dB dB cm deg 1 5351.92 51.47 74.00 -22.53 40.92 34.78 8.33 32.56 213 283 PEAK	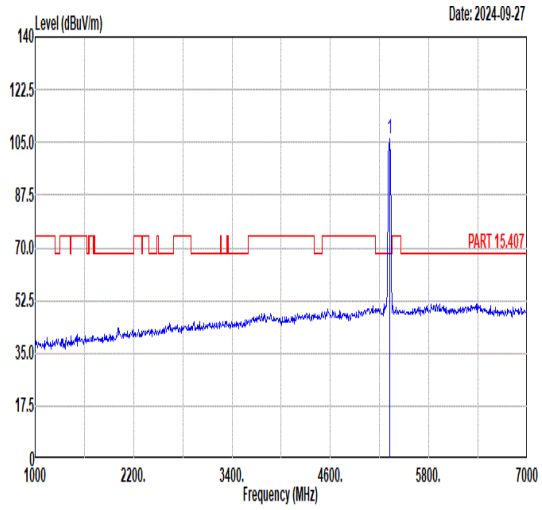 Limit Read Ant Cable Preamp APos TPos Freq Level Line Margin Level Factor Loss Factor Remark MHz dBuV/m dBuV/m dB dBuV dB/m dB dB cm deg 1 5320.00 106.31 ------ ------ 95.88 34.75 8.25 32.57 213 283 PEAK
Avg	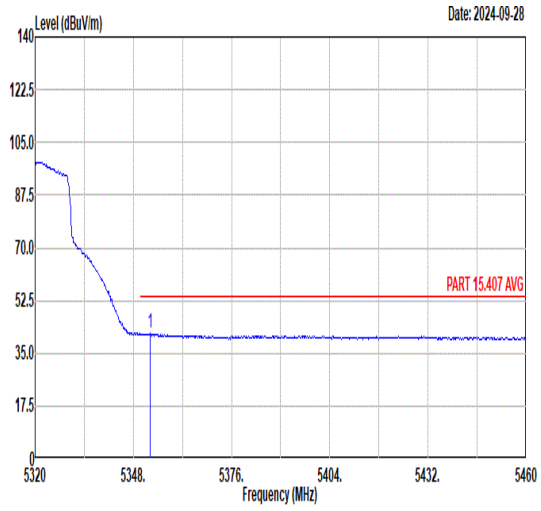 Limit Read Ant Cable Preamp APos TPos Freq Level Line Margin Level Factor Loss Factor Remark MHz dBuV/m dBuV/m dB dBuV dB/m dB dB cm deg 1 5352.90 41.48 54.00 -12.52 30.92 34.78 8.34 32.56 213 283 AVERAGE	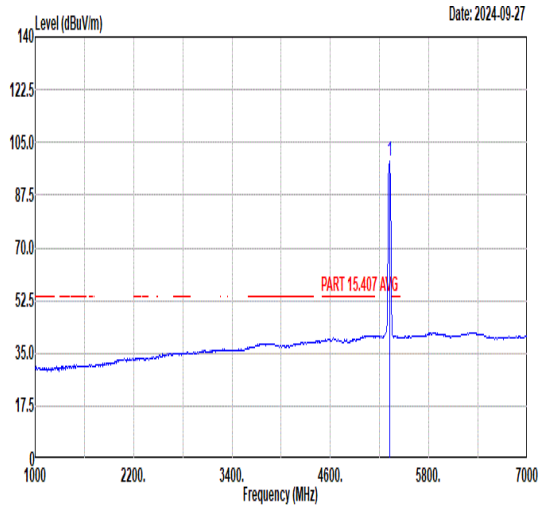 Limit Read Ant Cable Preamp APos TPos Freq Level Line Margin Level Factor Loss Factor Remark MHz dBuV/m dBuV/m dB dBuV dB/m dB dB cm deg 1 5320.00 98.59 ------ ------ 88.16 34.75 8.25 32.57 213 283 AVERAGE

Mode	15	
	Harmonic	
	U-NII-2A_5.25-5.35_802.11ax HE20_CH64_Full RU_5320MHz	
ANT	9+8	
Pol.	Horizontal	Vertical
Peak Avg	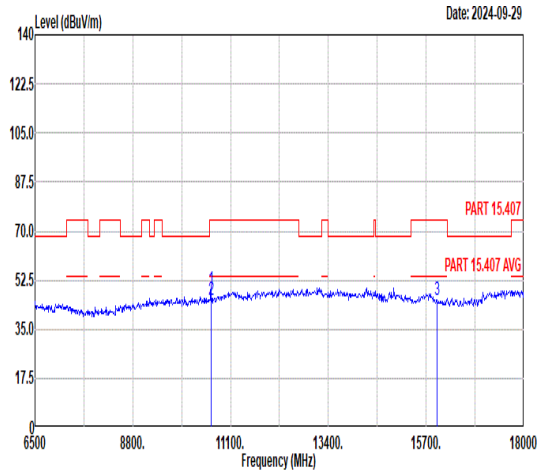 Freq Level Limit Line Margin Read Level Ant Factor Cable Loss Preamp Factor APos TPos Remark MHz dBuV/m dBuV/m dB dBuV dB/m dB dB cm deg 1 10640.00 49.38 74.00 -24.62 65.34 37.53 10.94 64.43 352 265 Peak 2 10640.00 45.35 54.00 -8.65 61.31 37.53 10.94 64.43 352 265 Average 3 15960.00 45.43 74.00 -28.57 57.69 39.27 12.70 64.23 -- -- Peak	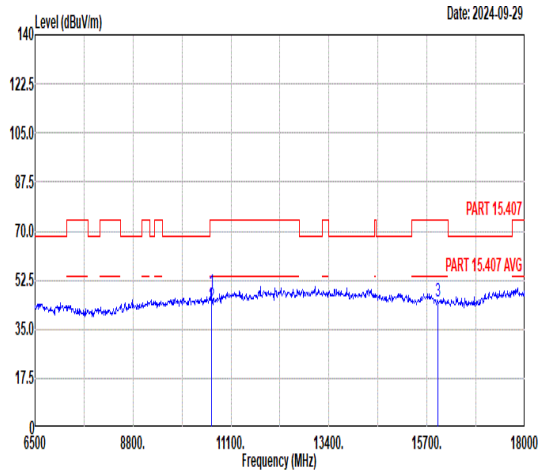 Freq Level Limit Line Margin Read Level Ant Factor Cable Loss Preamp Factor APos TPos Remark MHz dBuV/m dBuV/m dB dBuV dB/m dB dB cm deg 1 10640.00 48.27 74.00 -25.73 64.23 37.53 10.94 64.43 135 240 Peak 2 10640.00 43.27 54.00 -10.73 59.23 37.53 10.94 64.43 135 240 Average 3 15960.00 44.98 74.00 -29.02 57.24 39.27 12.70 64.23 -- -- Peak

Mode	16	
	Band Edge	
	U-NII-2C_5.47-5.725_802.11ax HE20_CH100_Full RU_5500MHz	
ANT	9+8	
Pol.	Horizontal	Fundamental
Peak	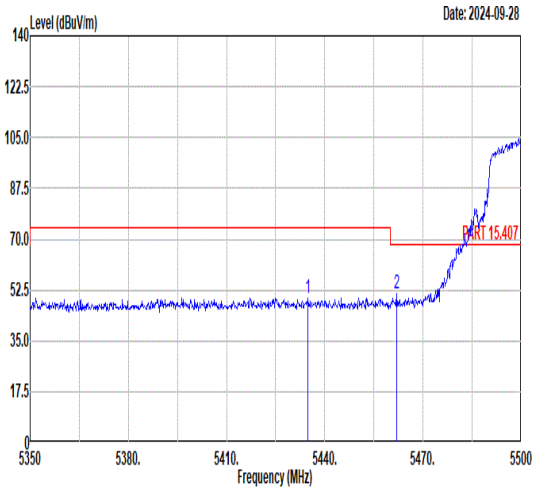 Freq Level Limit Line Margin Read Level Ant Factor Cable Loss Preamp Factor APos TPos Remark MHz dBuV/m dBuV/m dB dBuV dB/m dB dB cm deg 1 5434.90 49.91 74.00 -24.09 39.14 34.85 8.44 32.52 164 127 PEAK 2 5462.05 51.05 68.30 -17.25 40.28 34.87 8.41 32.51 164 127 PEAK	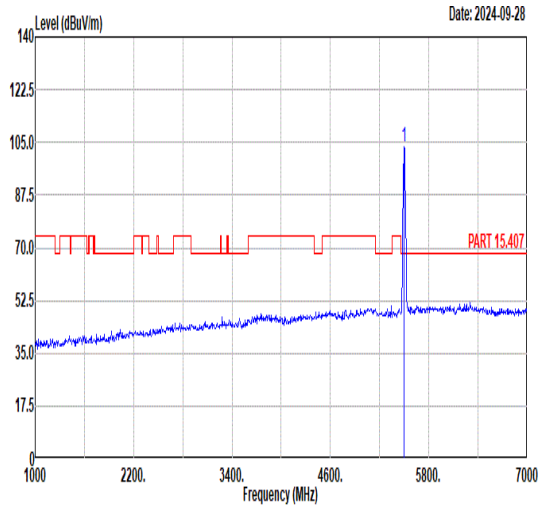 Freq Level Limit Line Margin Read Level Ant Factor Cable Loss Preamp Factor APos TPos Remark MHz dBuV/m dBuV/m dB dBuV dB/m dB dB cm deg 1 5500.00 103.72 ------ ------ 92.96 34.90 8.36 32.50 164 127 PEAK
Avg	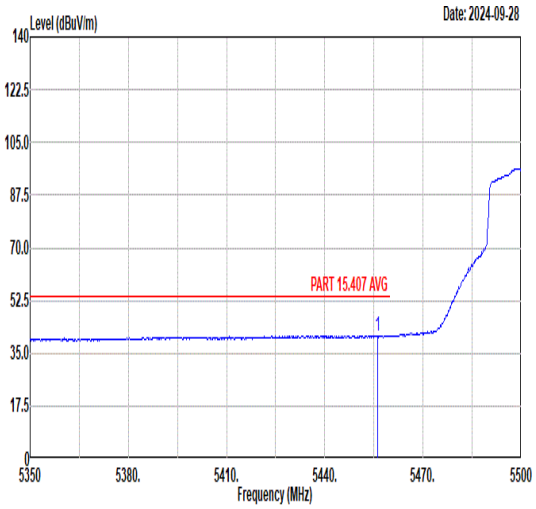 Freq Level Limit Line Margin Read Level Ant Factor Cable Loss Preamp Factor APos TPos Remark MHz dBuV/m dBuV/m dB dBuV dB/m dB dB cm deg 1 5456.05 40.92 54.00 -13.08 30.16 34.86 8.41 32.51 164 127 AVERAGE	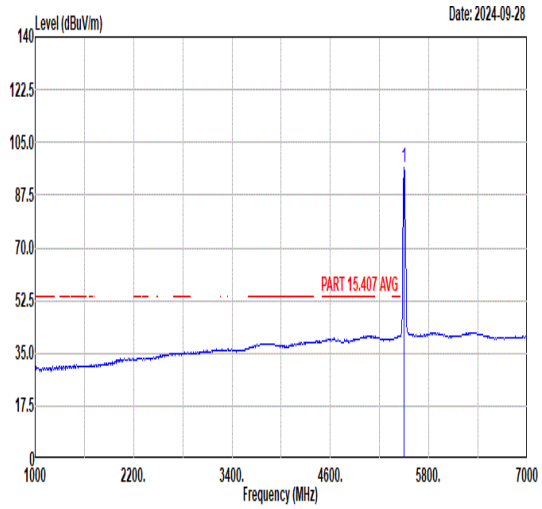 Freq Level Limit Line Margin Read Level Ant Factor Cable Loss Preamp Factor APos TPos Remark MHz dBuV/m dBuV/m dB dBuV dB/m dB dB cm deg 1 5500.00 96.67 ------ ------ 85.91 34.90 8.36 32.50 164 127 AVERAGE

Mode	16	
	Band Edge	
	U-NII-2C_5.47-5.725_802.11ax HE20_CH100_Full RU_5500MHz	
ANT	9+8	
Pol.	Vertical	Fundamental
Peak	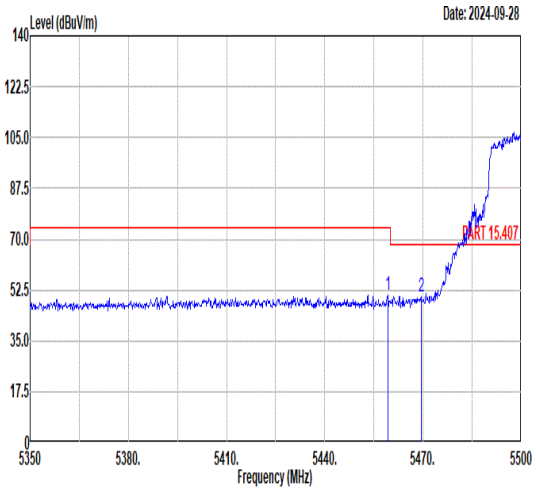 Freq Level Limit Line Margin Read Level Ant Factor Cable Loss Preamp Factor APos TPos Remark MHz dBuV/m dBuV/m dB dBuV dB/m dB dB cm deg 1 5459.20 50.76 74.00 -23.24 40.00 34.86 8.41 32.51 302 265 PEAK 2 5469.40 50.41 68.30 -17.89 39.65 34.87 8.40 32.51 302 265 PEAK	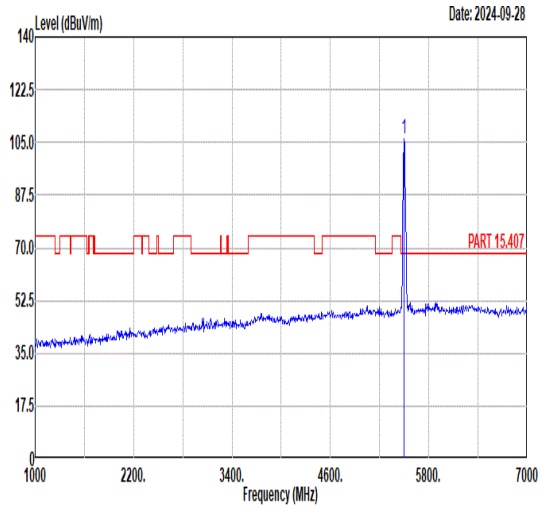 Freq Level Limit Line Margin Read Level Ant Factor Cable Loss Preamp Factor APos TPos Remark MHz dBuV/m dBuV/m dB dBuV dB/m dB dB cm deg 1 5500.00 106.23 ------ ------ 95.47 34.90 8.36 32.50 302 265 PEAK
Avg	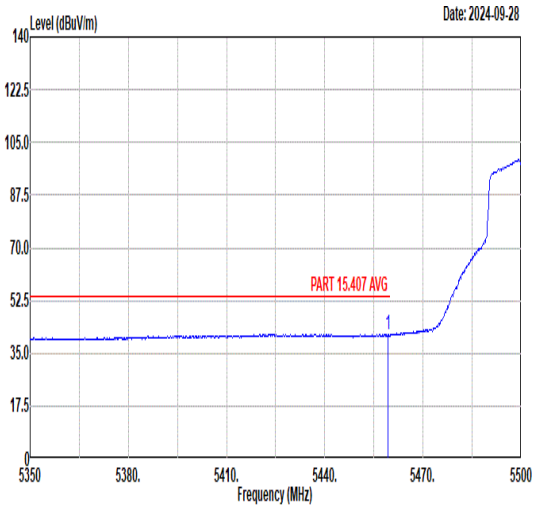 Freq Level Limit Line Margin Read Level Ant Factor Cable Loss Preamp Factor APos TPos Remark MHz dBuV/m dBuV/m dB dBuV dB/m dB dB cm deg 1 5459.35 41.32 54.00 -12.68 30.56 34.86 8.41 32.51 302 265 AVERAGE	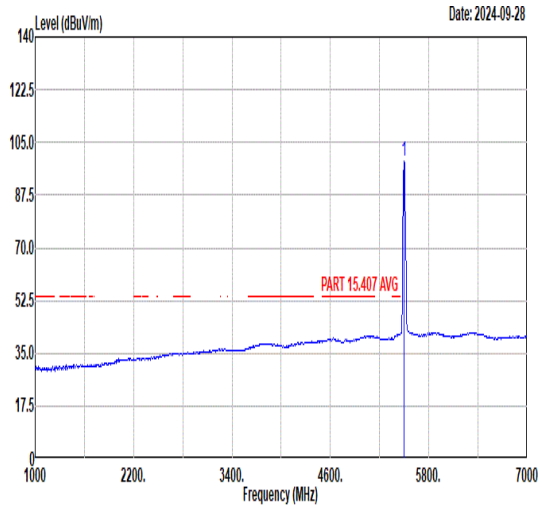 Freq Level Limit Line Margin Read Level Ant Factor Cable Loss Preamp Factor APos TPos Remark MHz dBuV/m dBuV/m dB dBuV dB/m dB dB cm deg 1 5500.00 99.04 ------ ------ 88.28 34.90 8.36 32.50 302 265 AVERAGE

Mode	16	
	Harmonic	
	U-NII-2C_5.47-5.725_802.11ax HE20_CH100_Full RU_5500MHz	
ANT	9+8	
Pol.	Horizontal	Vertical
Peak Avg	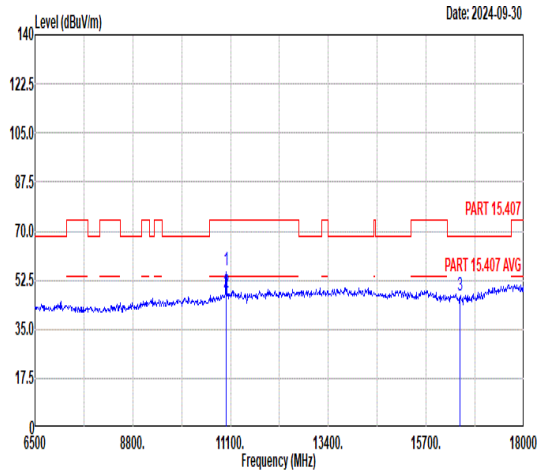 Freq Level Limit Line Margin Read Level Ant Factor Cable Loss Preamp Factor APos TPos Remark MHz dBuV/m dBuV/m dB dBuV dB/m dB dB cm deg 1 11000.00 55.84 74.00 -18.16 70.23 37.60 11.21 63.20 121 50 Peak 2 11000.00 47.84 54.00 -6.16 62.23 37.60 11.21 63.20 121 50 Average 3 16500.00 46.98 68.30 -21.32 59.66 39.50 12.91 65.09 -- -- Peak	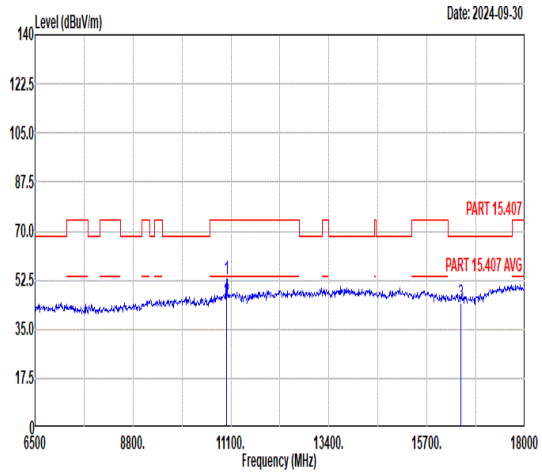 Freq Level Limit Line Margin Read Level Ant Factor Cable Loss Preamp Factor APos TPos Remark MHz dBuV/m dBuV/m dB dBuV dB/m dB dB cm deg 1 11000.00 52.87 74.00 -21.13 67.26 37.60 11.21 63.20 125 340 Peak 2 11000.00 44.84 54.00 -9.16 59.23 37.60 11.21 63.20 125 340 Average 3 16500.00 44.54 68.30 -23.76 57.22 39.50 12.91 65.09 -- -- Peak

Mode	17	
	Harmonic	
	U-NII-2C_5.47-5.725_802.11ax HE20_CH116_Full RU_5580MHz	
ANT	9+8	
Pol.	Horizontal	Vertical
Peak Avg	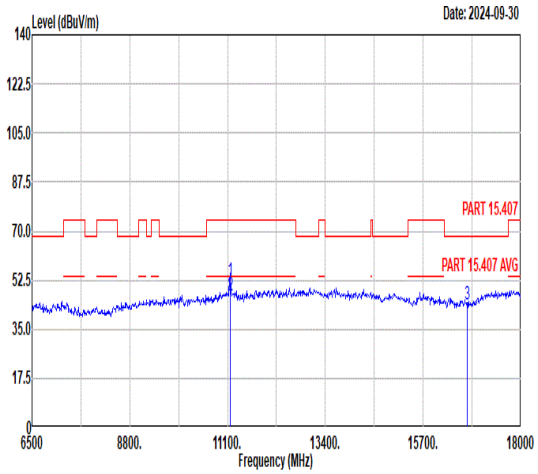 Freq Level Limit Line Margin Read Level Ant Factor Cable Loss Preamp Factor APos TPos Remark MHz dBuV/m dBuV/m dB dBuV dB/m dB dB cm deg 1 11160.00 52.13 74.00 -21.87 66.28 37.66 11.29 63.10 135 358 Peak 2 11160.00 47.21 54.00 -6.79 61.36 37.66 11.29 63.10 135 358 Average 3 16740.00 43.85 68.30 -24.45 56.25 39.69 13.01 65.10 -- -- Peak	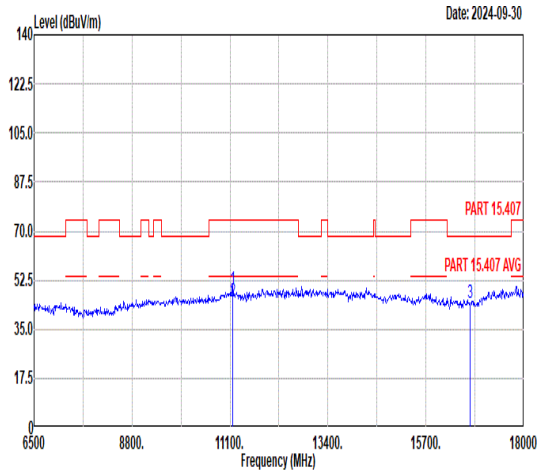 Freq Level Limit Line Margin Read Level Ant Factor Cable Loss Preamp Factor APos TPos Remark MHz dBuV/m dBuV/m dB dBuV dB/m dB dB cm deg 1 11160.00 49.13 74.00 -24.87 63.28 37.66 11.29 63.10 135 320 Peak 2 11160.00 45.10 54.00 -8.90 59.25 37.66 11.29 63.10 135 320 Average 3 16740.00 44.49 68.30 -23.81 56.89 39.69 13.01 65.10 -- -- Peak

Mode	18	
	Band Edge	
	U-NII-2C_5.47-5.725_802.11ax HE20_CH140_Full RU_5700MHz	
ANT	9+8	
Pol.	Horizontal	Fundamental
Peak	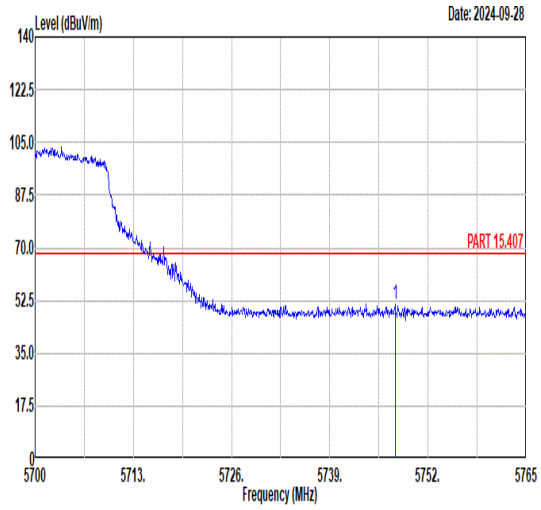 Freq Level Limit Line Margin Read Level Ant Factor Cable Loss Preamp Factor APos TPos Remark MHz dBuV/m dBuV/m dB dBuV dB/m dB dB cm deg 1 5747.65 51.17 68.30 -17.13 39.86 35.05 8.76 32.50 300 1 PEAK	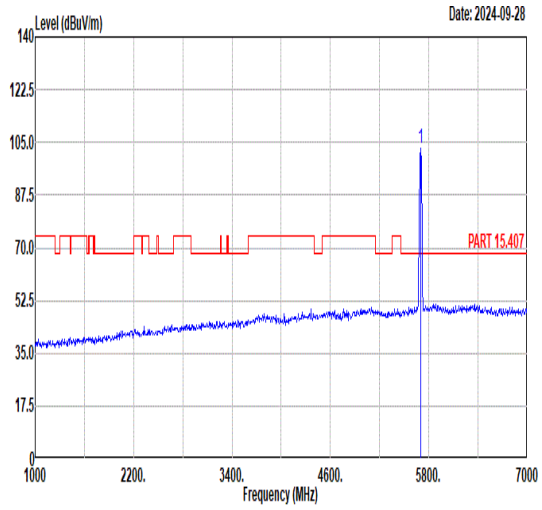 Freq Level Limit Line Margin Read Level Ant Factor Cable Loss Preamp Factor APos TPos Remark MHz dBuV/m dBuV/m dB dBuV dB/m dB dB cm deg 1 5700.00 103.07 ------ ------ 91.95 35.02 8.60 32.50 300 1 PEAK
Avg	Blank	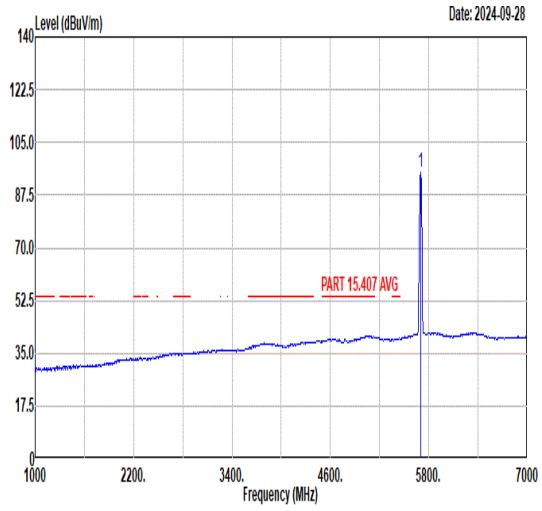 Freq Level Limit Line Margin Read Level Ant Factor Cable Loss Preamp Factor APos TPos Remark MHz dBuV/m dBuV/m dB dBuV dB/m dB dB cm deg 1 5700.00 95.20 ------ ------ 84.11 35.02 8.57 32.50 300 1 AVERAGE

Mode	18	
	Band Edge	
	U-NII-2C_5.47-5.725_802.11ax HE20_CH140_Full RU_5700MHz	
ANT	9+8	
Pol.	Vertical	Fundamental
Peak	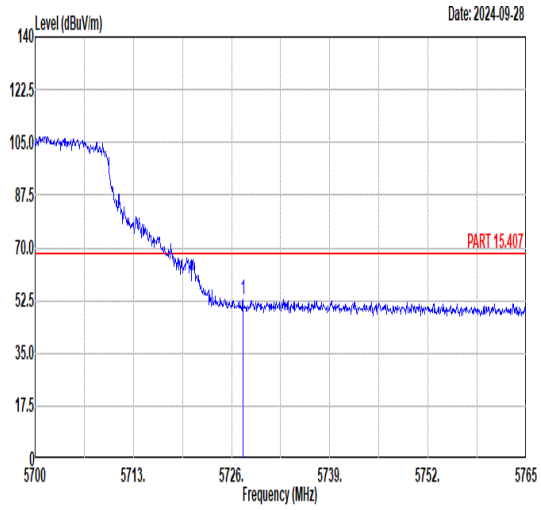 Freq Level Limit Line Margin Read Level Ant Factor Cable Loss Preamp Factor APos TPos Remark MHz dBuV/m dBuV/m dB dBuV dB/m dB dB cm deg 1 5727.50 52.91 68.30 -15.39 41.69 35.04 8.68 32.50 301 284 PEAK	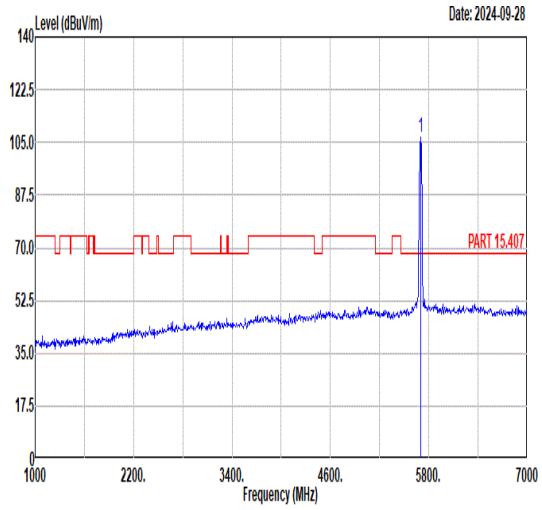 Freq Level Limit Line Margin Read Level Ant Factor Cable Loss Preamp Factor APos TPos Remark MHz dBuV/m dBuV/m dB dBuV dB/m dB dB cm deg 1 5700.00 106.60 ------ ------ 95.48 35.02 8.60 32.50 301 284 PEAK
Avg	Blank	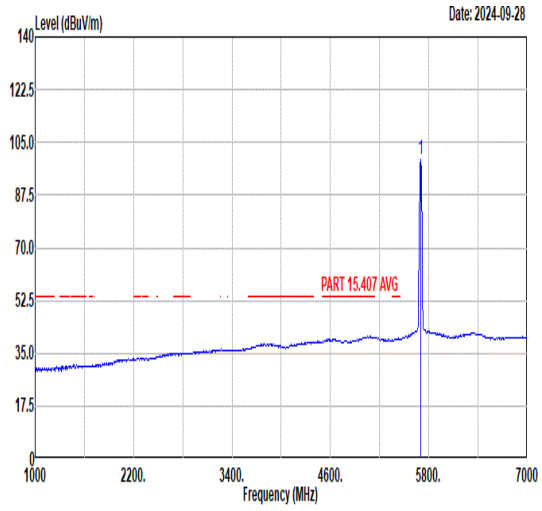 Freq Level Limit Line Margin Read Level Ant Factor Cable Loss Preamp Factor APos TPos Remark MHz dBuV/m dBuV/m dB dBuV dB/m dB dB cm deg 1 5700.00 99.35 ------ ------ 88.26 35.02 8.57 32.50 301 284 AVERAGE

Mode	18	
	Harmonic	
	U-NII-2C_5.47-5.725_802.11ax HE20_CH140_Full RU_5700MHz	
ANT	9+8	
Pol.	Horizontal	Vertical
Peak Avg	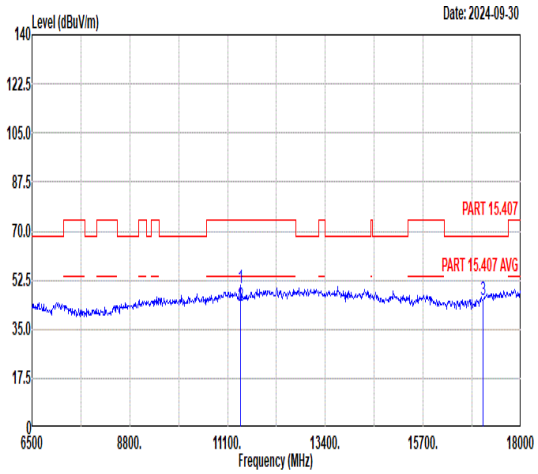 Freq Level Limit Line Margin Read Level Ant Factor Cable Loss Preamp Factor APos TPos Remark MHz dBuV/m dBuV/m dB dBuV dB/m dB dB cm deg 1 11400.00 49.56 74.00 -24.44 63.35 37.76 11.41 62.96 350 286 Peak 2 11400.00 43.47 54.00 -10.53 57.26 37.76 11.41 62.96 350 286 Average 3 17100.00 45.26 68.30 -23.04 57.24 40.06 13.14 65.18 -- -- Peak	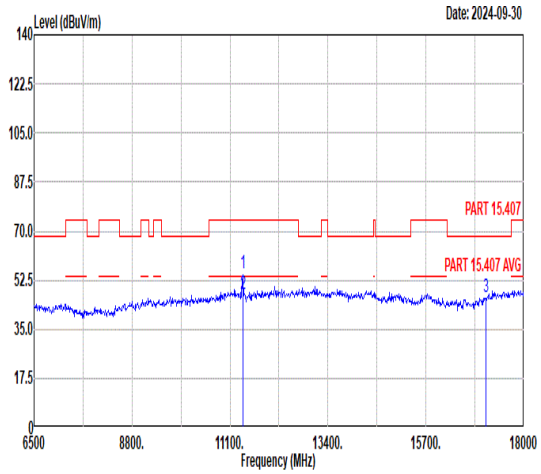 Freq Level Limit Line Margin Read Level Ant Factor Cable Loss Preamp Factor APos TPos Remark MHz dBuV/m dBuV/m dB dBuV dB/m dB dB cm deg 1 11400.00 55.17 74.00 -18.83 68.96 37.76 11.41 62.96 167 342 Peak 2 11400.00 47.50 54.00 -6.50 61.29 37.76 11.41 62.96 167 342 Average 3 17100.00 46.39 68.30 -21.91 58.37 40.06 13.14 65.18 -- -- Peak

Mode	19	
	Band Edge - L	
	U-NII-1_5.15-5.25_802.11ax HE40_CH38_Full RU_5190MHz	
ANT	9+8	
Pol.	Horizontal	Fundamental
Peak	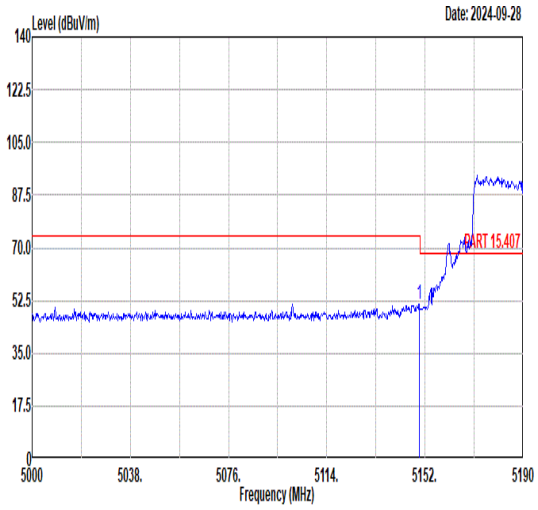 Freq Level Limit Line Margin Read Level Ant Factor Cable Loss Preamp Factor APos TPos Remark MHz dBuV/m dBuV/m dB dBuV dB/m dB dB cm deg 1 5149.72 51.19 74.00 -22.81 41.29 34.62 7.92 32.64 387 0 PEAK	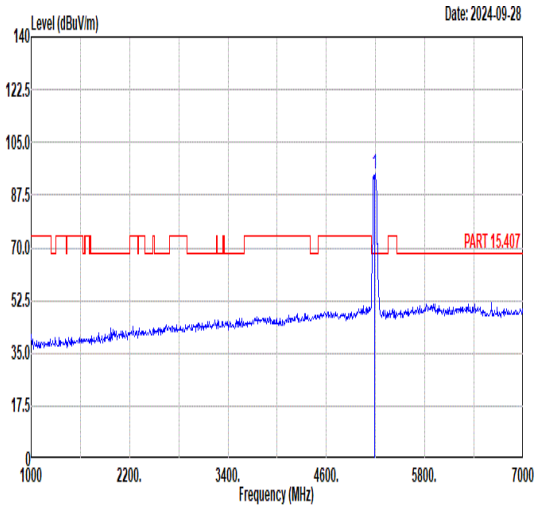 Freq Level Limit Line Margin Read Level Ant Factor Cable Loss Preamp Factor APos TPos Remark MHz dBuV/m dBuV/m dB dBuV dB/m dB dB cm deg 1 5190.00 94.46 ------ ------ 84.47 34.66 7.95 32.62 387 0 PEAK
Avg	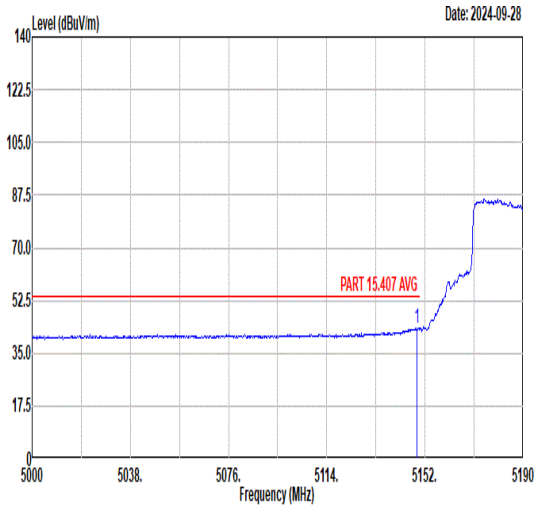 Freq Level Limit Line Margin Read Level Ant Factor Cable Loss Preamp Factor APos TPos Remark MHz dBuV/m dBuV/m dB dBuV dB/m dB dB cm deg 1 5148.96 43.42 54.00 -10.58 33.52 34.62 7.92 32.64 387 0 AVERAGE	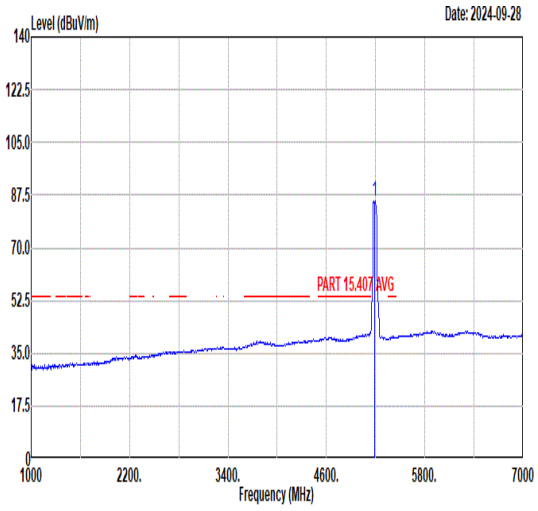 Freq Level Limit Line Margin Read Level Ant Factor Cable Loss Preamp Factor APos TPos Remark MHz dBuV/m dBuV/m dB dBuV dB/m dB dB cm deg 1 5190.00 85.72 ------ ------ 75.73 34.66 7.95 32.62 387 0 AVERAGE

Mode	19	
	Band Edge - R	
	U-NII-1_5.15-5.25_802.11ax HE40_CH38_Full RU_5190MHz	
ANT	9+8	
Pol.	Horizontal	Fundamental
Peak	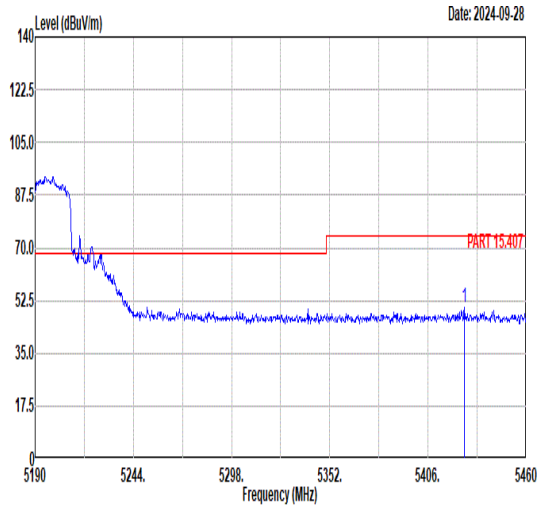 Freq Level Limit Line Margin Read Level Ant Factor Cable Loss Preamp Factor APos TPos Remark MHz dBuV/m dBuV/m dB dBuV dB/m dB dB cm deg 1 5425.98 50.19 74.00 -23.81 39.43 34.84 8.45 32.53 387 0 PEAK	Blank
Avg	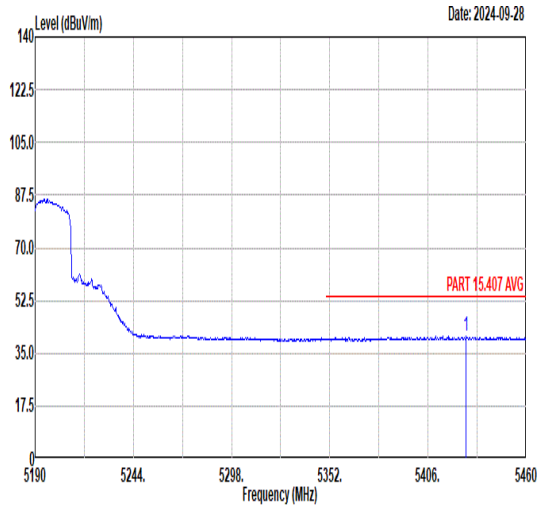 Freq Level Limit Line Margin Read Level Ant Factor Cable Loss Preamp Factor APos TPos Remark MHz dBuV/m dBuV/m dB dBuV dB/m dB dB cm deg 1 5427.06 40.47 54.00 -13.53 29.71 34.84 8.45 32.53 387 0 AVERAGE	Blank

Mode	19	
	Band Edge - L	
	U-NII-1_5.15-5.25_802.11ax HE40_CH38_Full RU_5190MHz	
ANT	9+8	
Pol.	Vertical	Fundamental
Peak	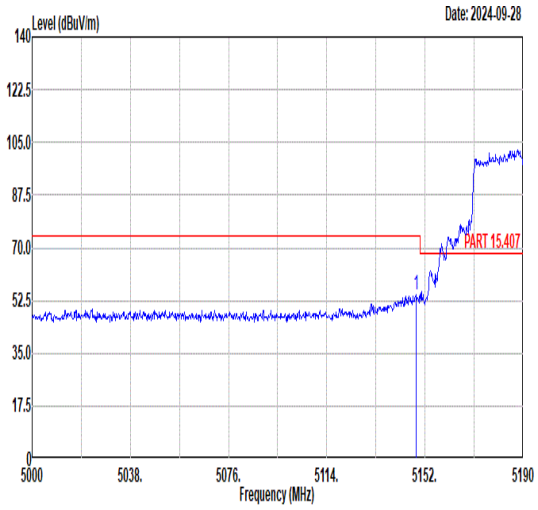 Freq Level Limit Line Margin Read Level Ant Factor Cable Loss Preamp Factor APos TPos Remark MHz dBuV/m dBuV/m dB dBuV dB/m dB dB cm deg 1 5148.58 54.57 74.00 -19.43 44.67 34.62 7.92 32.64 400 334 PEAK	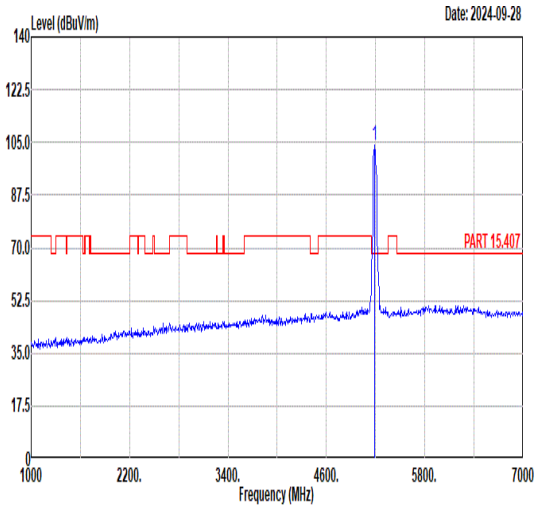 Freq Level Limit Line Margin Read Level Ant Factor Cable Loss Preamp Factor APos TPos Remark MHz dBuV/m dBuV/m dB dBuV dB/m dB dB cm deg 1 5190.00 103.88 ------ ------ 93.91 34.65 7.94 32.62 400 334 PEAK
Avg	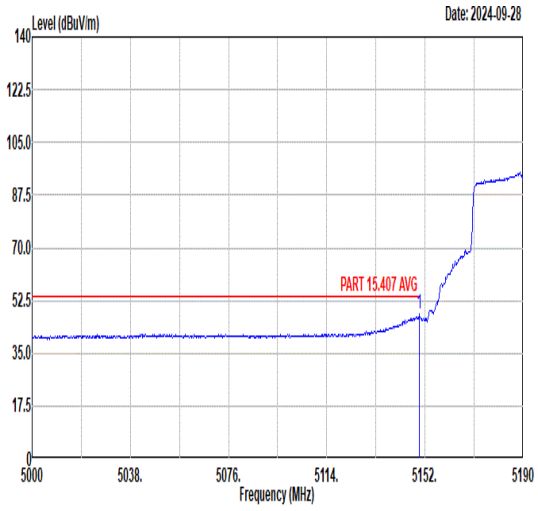 Freq Level Limit Line Margin Read Level Ant Factor Cable Loss Preamp Factor APos TPos Remark MHz dBuV/m dBuV/m dB dBuV dB/m dB dB cm deg 1 5149.91 47.93 54.00 -6.07 38.03 34.62 7.92 32.64 400 334 AVERAGE	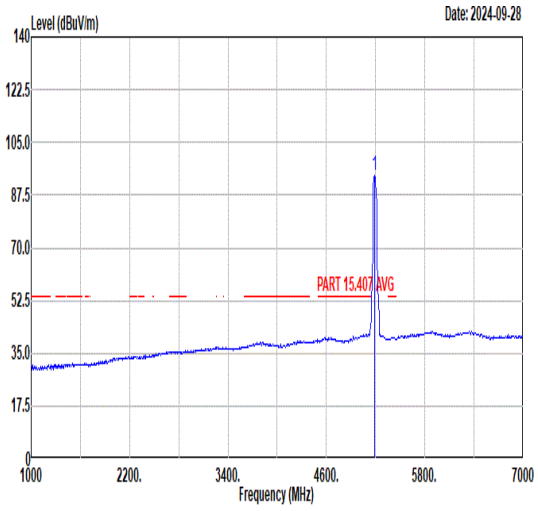 Freq Level Limit Line Margin Read Level Ant Factor Cable Loss Preamp Factor APos TPos Remark MHz dBuV/m dBuV/m dB dBuV dB/m dB dB cm deg 1 5190.00 94.22 ------ ------ 84.25 34.65 7.94 32.62 400 334 AVERAGE

Mode	19	
	Band Edge - R	
	U-NII-1_5.15-5.25_802.11ax HE40_CH38_Full RU_5190MHz	
ANT	9+8	
Pol.	Vertical	Fundamental
Peak	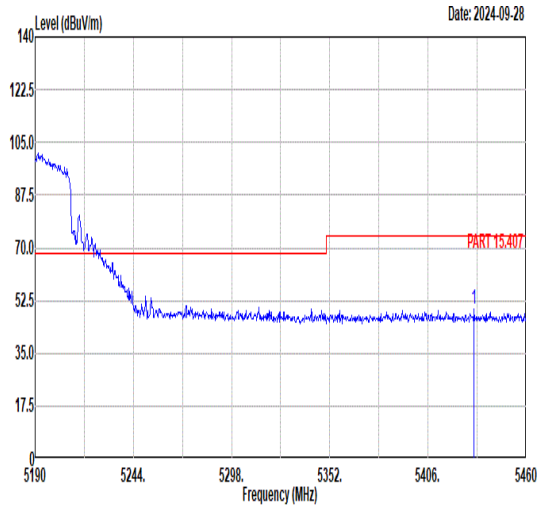 Freq Level Limit Line Margin Read Level Ant Factor Cable Loss Preamp Factor APos TPos Remark MHz dBuV/m dBuV/m dB dBuV dB/m dB dB cm deg 1 5431.38 49.50 74.00 -24.50 38.73 34.84 8.45 32.52 400 334 PEAK	Blank
Avg	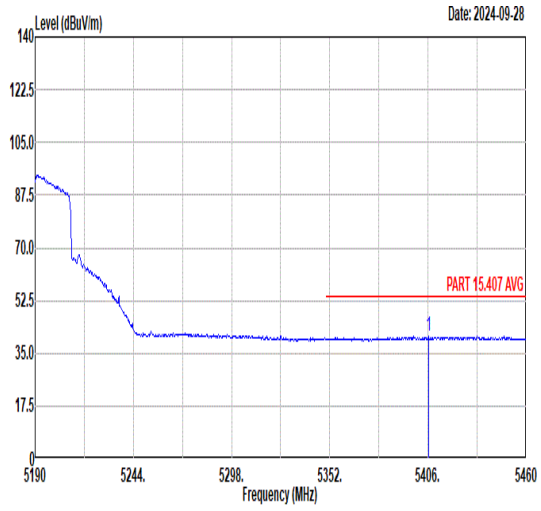 Freq Level Limit Line Margin Read Level Ant Factor Cable Loss Preamp Factor APos TPos Remark MHz dBuV/m dBuV/m dB dBuV dB/m dB dB cm deg 1 5406.27 40.63 54.00 -13.37 29.86 34.82 8.48 32.53 400 334 AVERAGE	Blank

Mode	19	
	Harmonic	
	U-NII-1_5.15-5.25_802.11ax HE40_CH38_Full RU_5190MHz	
ANT	9+8	
Pol.	Horizontal	Vertical
Peak Avg	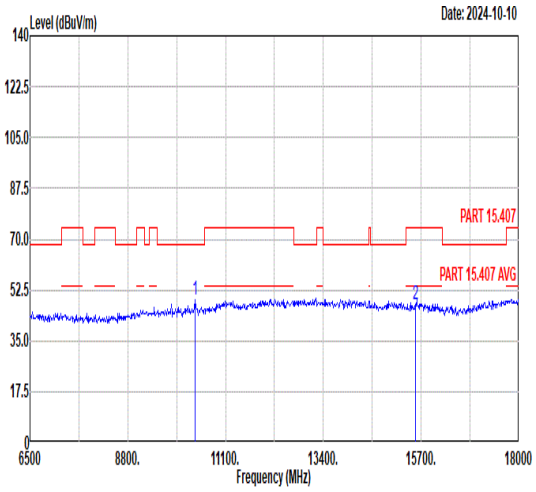 Freq Level Limit Line Margin Read Level Ant Factor Cable Loss Preamp Factor APos TPos Remark MHz dBuV/m dBuV/m dB dBuV dB/m dB dB cm deg 1 10380.00 49.15 68.30 -19.15 65.68 37.36 10.74 64.63 -- -- Peak 2 15570.00 47.38 74.00 -26.62 59.14 38.96 12.72 63.44 -- -- Peak	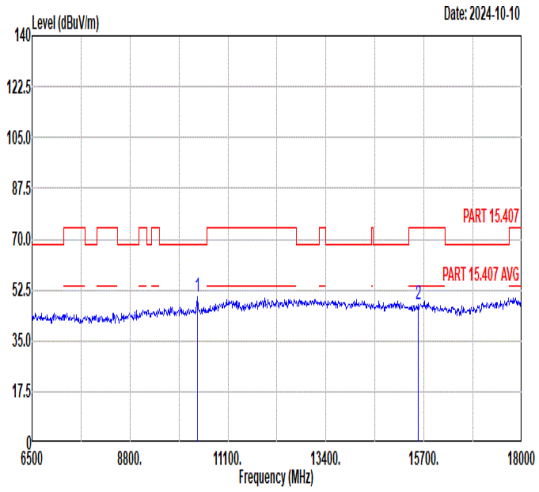 Freq Level Limit Line Margin Read Level Ant Factor Cable Loss Preamp Factor APos TPos Remark MHz dBuV/m dBuV/m dB dBuV dB/m dB dB cm deg 1 10380.00 50.42 68.30 -17.88 66.95 37.36 10.74 64.63 -- -- Peak 2 15570.00 47.41 74.00 -26.59 59.17 38.96 12.72 63.44 -- -- Peak

Mode	20	
	Band Edge - L	
	U-NII-1_5.15-5.25_802.11ax HE40_CH46_Full RU_5230MHz	
ANT	9+8	
Pol.	Horizontal	Fundamental
Peak	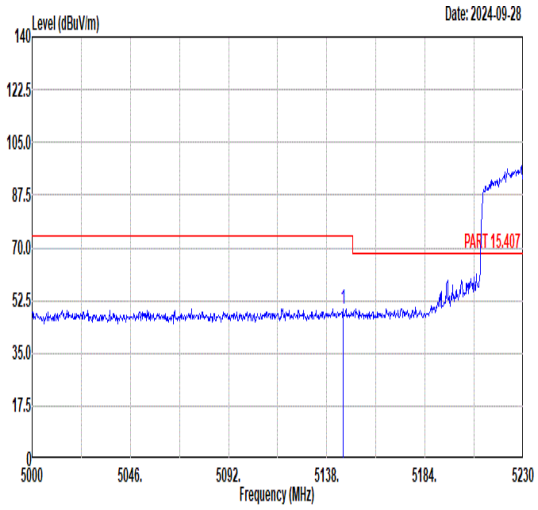 Freq Level Limit Line Margin Read Level Ant Factor Cable Loss Preamp Factor APos TPos Remark MHz dBuV/m dBuV/m dB dBuV dB/m dB dB cm deg 1 5145.59 49.68 74.00 -24.32 39.78 34.62 7.92 32.64 400 140 PEAK	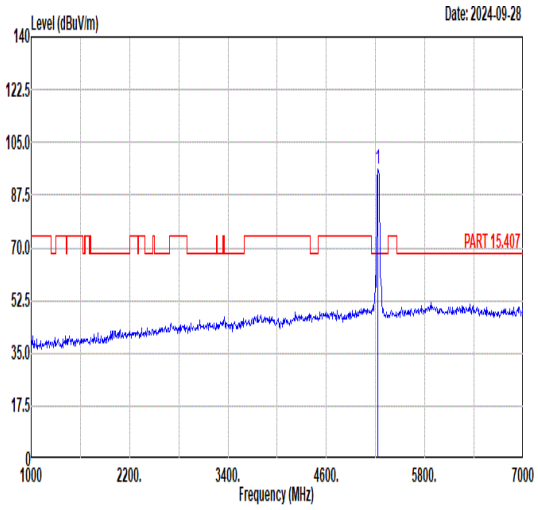 Freq Level Limit Line Margin Read Level Ant Factor Cable Loss Preamp Factor APos TPos Remark MHz dBuV/m dBuV/m dB dBuV dB/m dB dB cm deg 1 5230.00 95.89 ------ ------ 85.81 34.68 8.01 32.61 400 140 PEAK
Avg	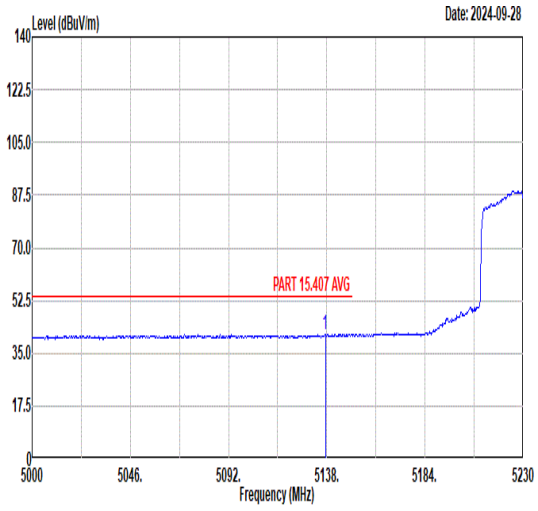 Freq Level Limit Line Margin Read Level Ant Factor Cable Loss Preamp Factor APos TPos Remark MHz dBuV/m dBuV/m dB dBuV dB/m dB dB cm deg 1 5137.31 41.31 54.00 -12.69 31.43 34.61 7.91 32.64 400 140 AVERAGE	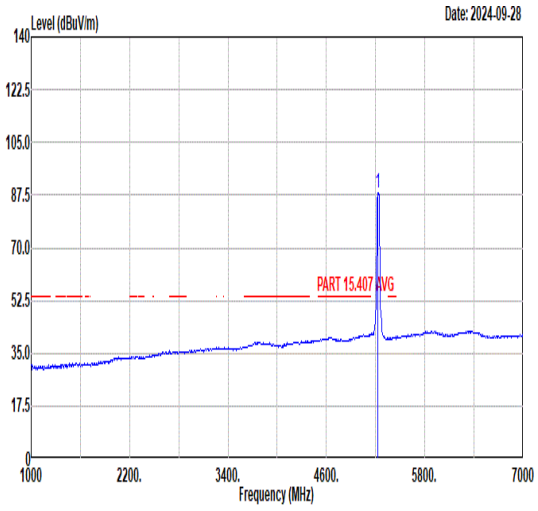 Freq Level Limit Line Margin Read Level Ant Factor Cable Loss Preamp Factor APos TPos Remark MHz dBuV/m dBuV/m dB dBuV dB/m dB dB cm deg 1 5230.00 88.48 ------ ------ 78.40 34.68 8.01 32.61 400 140 AVERAGE

Mode	20	
	Band Edge - R	
	U-NII-1_5.15-5.25_802.11ax HE40_CH46_Full RU_5230MHz	
ANT	9+8	
Pol.	Horizontal	Fundamental
Peak	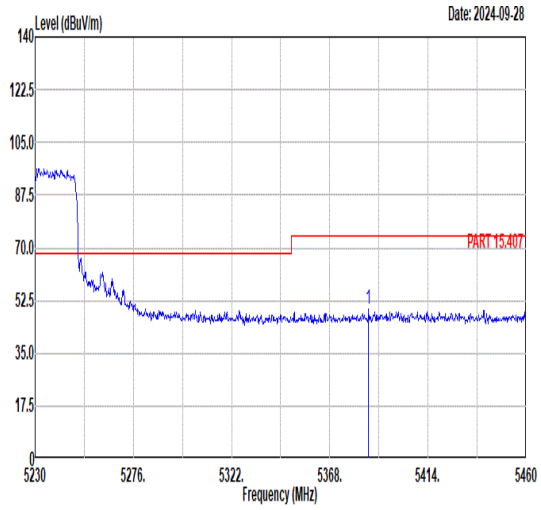 Freq Level Limit Line Margin Read Level Ant Factor Cable Loss Preamp Factor APos TPos Remark MHz dBuV/m dBuV/m dB dBuV dB/m dB dB cm deg 1 5386.17 49.85 74.00 -24.15 39.16 34.81 8.42 32.54 400 140 PEAK	Blank
Avg	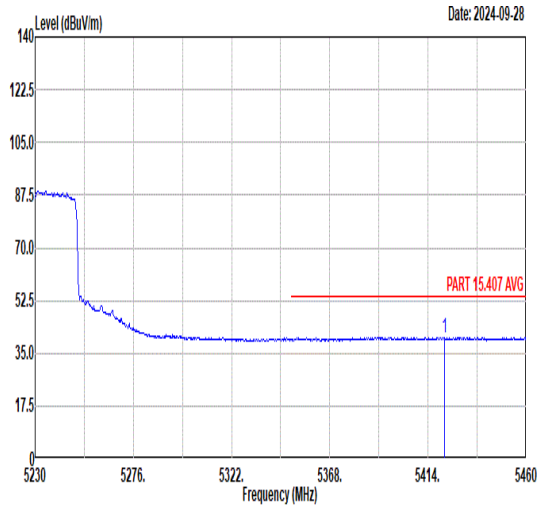 Freq Level Limit Line Margin Read Level Ant Factor Cable Loss Preamp Factor APos TPos Remark MHz dBuV/m dBuV/m dB dBuV dB/m dB dB cm deg 1 5421.59 40.41 54.00 -13.59 29.65 34.83 8.46 32.53 400 140 AVERAGE	Blank

Mode	20	
	Band Edge - L	
	U-NII-1_5.15-5.25_802.11ax HE40_CH46_Full RU_5230MHz	
ANT	9+8	
Pol.	Vertical	Fundamental
Peak	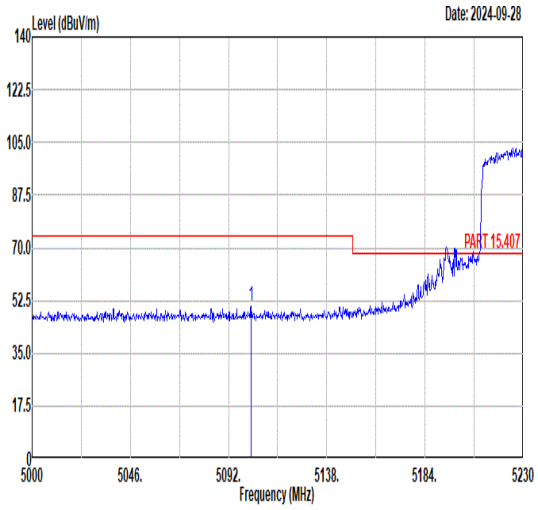 Freq Level Limit Line Margin Read Level Ant Factor Cable Loss Preamp Factor APos TPos Remark MHz dBuV/m dBuV/m dB dBuV dB/m dB dB cm deg 1 5102.58 50.59 74.00 -23.41 40.78 34.58 7.89 32.66 387 323 PEAK	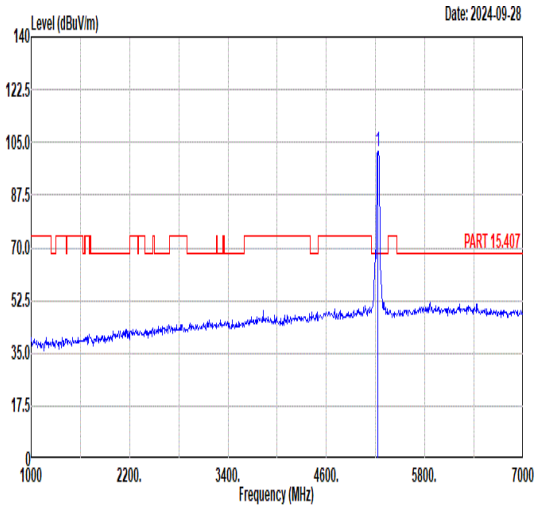 Freq Level Limit Line Margin Read Level Ant Factor Cable Loss Preamp Factor APos TPos Remark MHz dBuV/m dBuV/m dB dBuV dB/m dB dB cm deg 1 5230.00 101.81 ------ ------ 91.70 34.69 8.02 32.60 387 323 PEAK
Avg	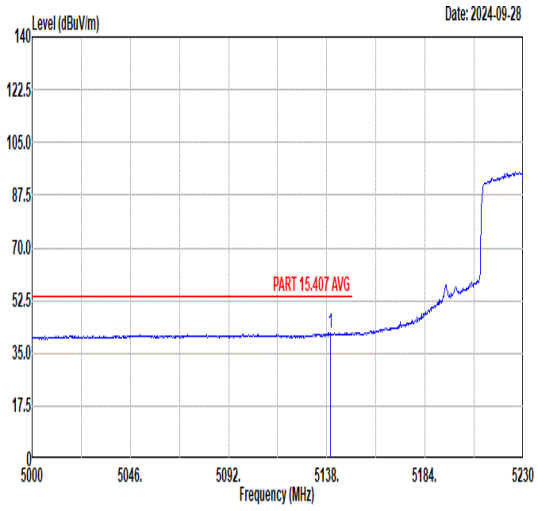 Freq Level Limit Line Margin Read Level Ant Factor Cable Loss Preamp Factor APos TPos Remark MHz dBuV/m dBuV/m dB dBuV dB/m dB dB cm deg 1 5139.84 41.77 54.00 -12.23 31.89 34.61 7.91 32.64 387 323 AVERAGE	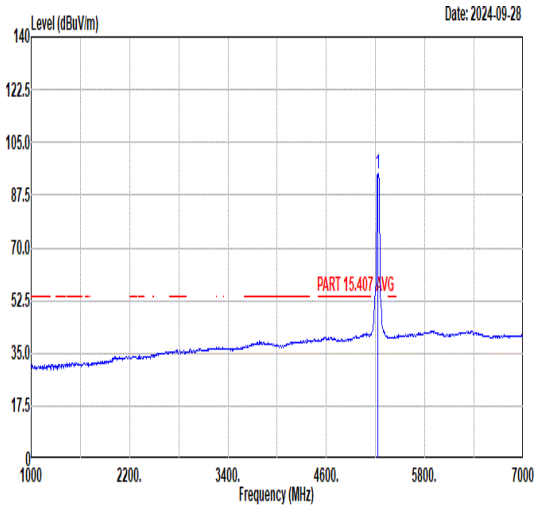 Freq Level Limit Line Margin Read Level Ant Factor Cable Loss Preamp Factor APos TPos Remark MHz dBuV/m dBuV/m dB dBuV dB/m dB dB cm deg 1 5230.00 94.79 ------ ------ 84.71 34.68 8.01 32.61 387 323 AVERAGE

Mode	20	
	Band Edge - R	
	U-NII-1_5.15-5.25_802.11ax HE40_CH46_Full RU_5230MHz	
ANT	9+8	
Pol.	Vertical	Fundamental
Peak	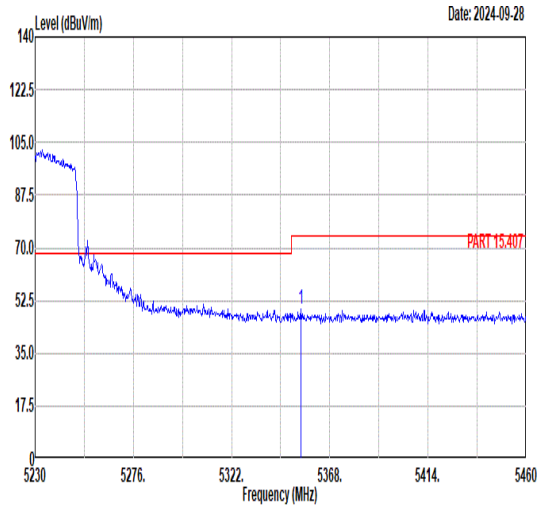 Limit Read Ant Cable Preamp APos TPos Freq Level Line Margin Level Factor Loss Factor Remark MHz dBuV/m dBuV/m dB dBuV dB/m dB dB cm deg 1 5354.43 49.69 74.00 -24.31 39.13 34.78 8.34 32.56 387 323 PEAK	Blank
Avg	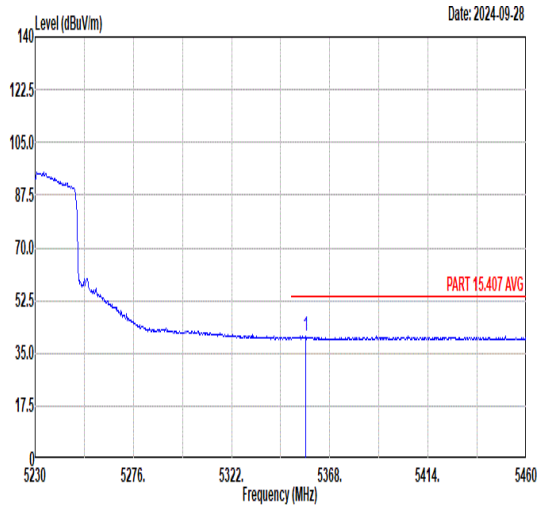 Limit Read Ant Cable Preamp APos TPos Freq Level Line Margin Level Factor Loss Factor Remark MHz dBuV/m dBuV/m dB dBuV dB/m dB dB cm deg 1 5356.73 40.74 54.00 -13.26 30.16 34.78 8.35 32.55 387 323 AVERAGE	Blank

Mode	20	
	Harmonic	
	U-NII-1_5.15-5.25_802.11ax HE40_CH46_Full RU_5230MHz	
ANT	9+8	
Pol.	Horizontal	Vertical
Peak Avg	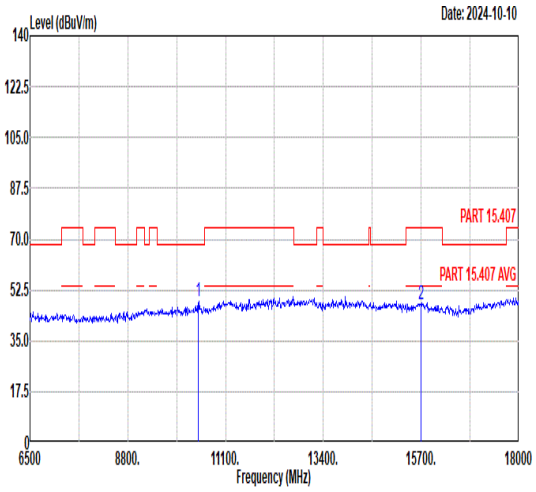 Freq Level Limit Line Margin Read Level Ant Factor Cable Loss Preamp Factor APos TPos Remark MHz dBuV/m dBuV/m dB dBuV dB/m dB dB cm deg 1 10460.00 48.34 68.30 -19.96 64.90 37.45 10.80 64.81 -- -- Peak 2 15690.00 47.74 74.00 -26.26 59.65 39.05 12.72 63.68 -- -- Peak	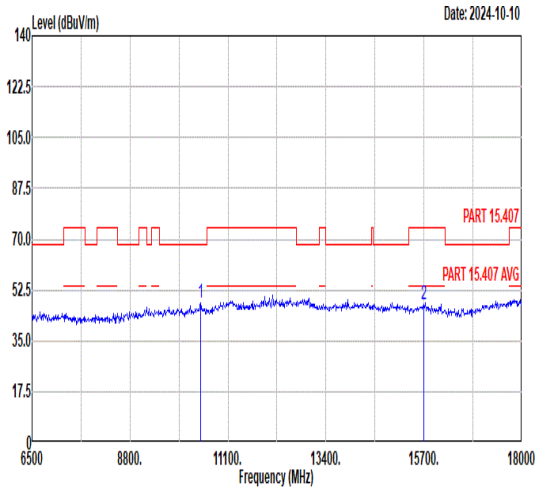 Freq Level Limit Line Margin Read Level Ant Factor Cable Loss Preamp Factor APos TPos Remark MHz dBuV/m dBuV/m dB dBuV dB/m dB dB cm deg 1 10460.00 47.94 68.30 -20.36 64.50 37.45 10.80 64.81 -- -- Peak 2 15690.00 47.65 74.00 -26.35 59.56 39.05 12.72 63.68 -- -- Peak

Mode	21	
	Band Edge - L	
	U-NII-2A_5.25-5.35_802.11ax HE40_CH54_Full RU_5270MHz	
ANT	9+8	
Pol.	Horizontal	Fundamental
Peak	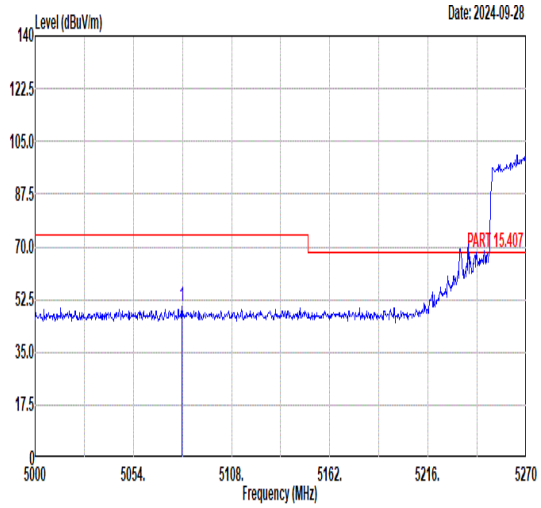 Freq Level Limit Line Margin Read Level Ant Factor Cable Loss Preamp Factor APos TPos Remark MHz dBuV/m dBuV/m dB dBuV dB/m dB dB cm deg 1 5080.73 49.95 74.00 -24.05 40.18 34.57 7.87 32.67 400 132 PEAK	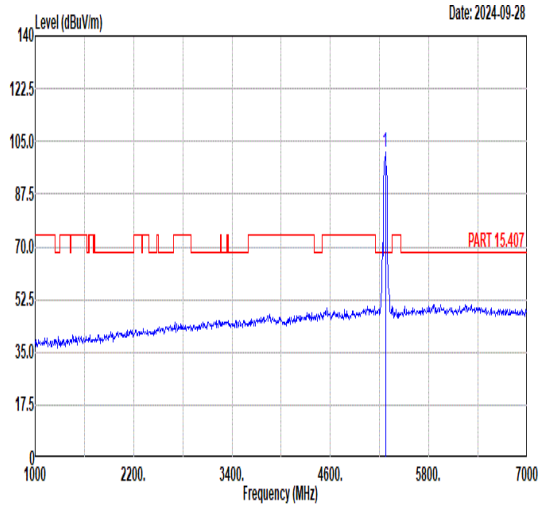 Freq Level Limit Line Margin Read Level Ant Factor Cable Loss Preamp Factor APos TPos Remark MHz dBuV/m dBuV/m dB dBuV dB/m dB dB cm deg 1 5270.00 101.25 ------ ------ 91.00 34.72 8.12 32.59 400 132 PEAK
Avg	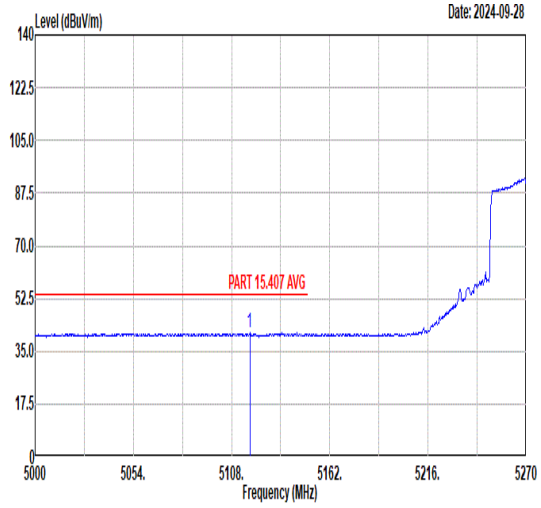 Freq Level Limit Line Margin Read Level Ant Factor Cable Loss Preamp Factor APos TPos Remark MHz dBuV/m dBuV/m dB dBuV dB/m dB dB cm deg 1 5117.99 41.02 54.00 -12.98 31.17 34.60 7.90 32.65 400 132 AVERAGE	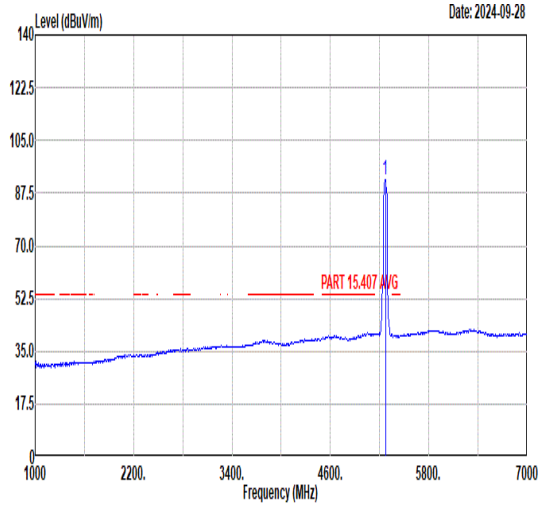 Freq Level Limit Line Margin Read Level Ant Factor Cable Loss Preamp Factor APos TPos Remark MHz dBuV/m dBuV/m dB dBuV dB/m dB dB cm deg 1 5270.00 91.84 ------ ------ 81.62 34.71 8.10 32.59 400 132 AVERAGE

Mode	21	
	Band Edge - R	
	U-NII-2A_5.25-5.35_802.11ax HE40_CH54_Full RU_5270MHz	
ANT	9+8	
Pol.	Horizontal	Fundamental
Peak	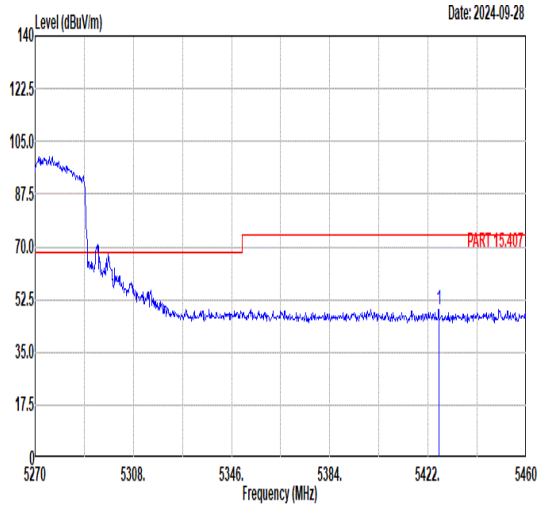 Freq Level Limit Line Margin Read Level Ant Factor Cable Loss Preamp Factor APos TPos Remark MHz dBuV/m dBuV/m dB dBuV dB/m dB dB cm deg 1 5426.18 49.12 74.00 -24.88 38.36 34.84 8.45 32.53 400 132 PEAK	Blank
Avg	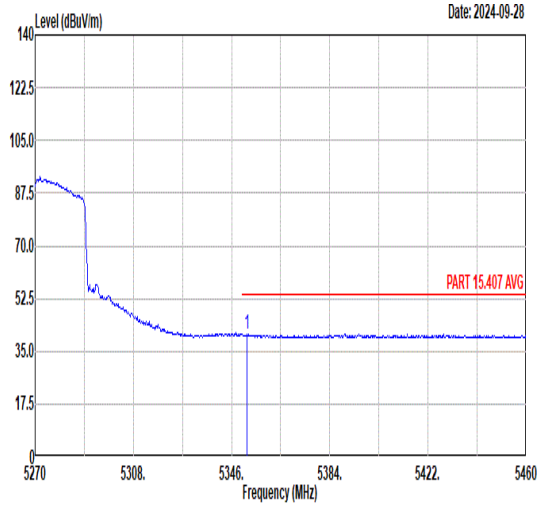 Freq Level Limit Line Margin Read Level Ant Factor Cable Loss Preamp Factor APos TPos Remark MHz dBuV/m dBuV/m dB dBuV dB/m dB dB cm deg 1 5352.08 40.59 54.00 -13.41 30.04 34.78 8.33 32.56 400 132 AVERAGE	Blank

Mode	21
	Band Edge - L
	U-NII-2A_5.25-5.35_802.11ax HE40_CH54_Full RU_5270MHz
ANT	9+8

Pol.	Vertical	Fundamental
Peak	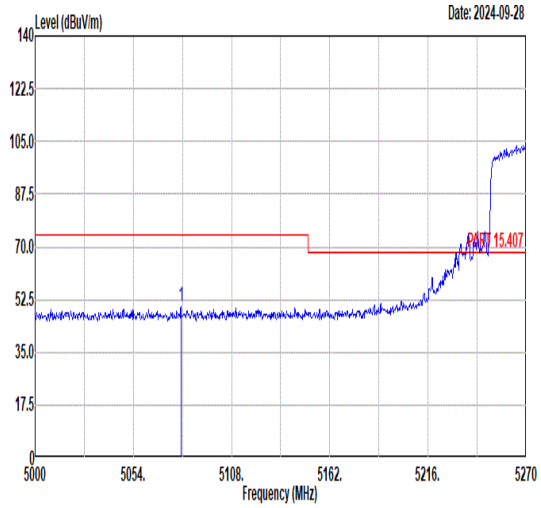 Freq Level Limit Line Margin Read Level Ant Factor Cable Loss Preamp Factor APos TPos Remark MHz dBuV/m dBuV/m dB dBuV dB/m dB dB cm deg 1 5080.19 49.95 74.00 -24.05 40.18 34.57 7.87 32.67 382 325 PEAK	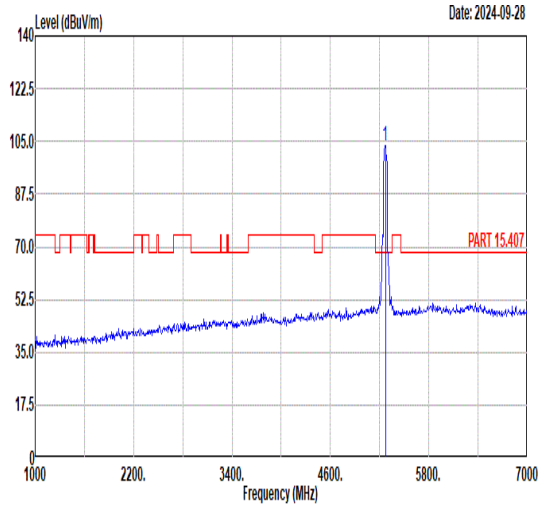 Freq Level Limit Line Margin Read Level Ant Factor Cable Loss Preamp Factor APos TPos Remark MHz dBuV/m dBuV/m dB dBuV dB/m dB dB cm deg 1 5270.00 103.62 ------ ------ 93.37 34.72 8.12 32.59 382 325 PEAK
Avg	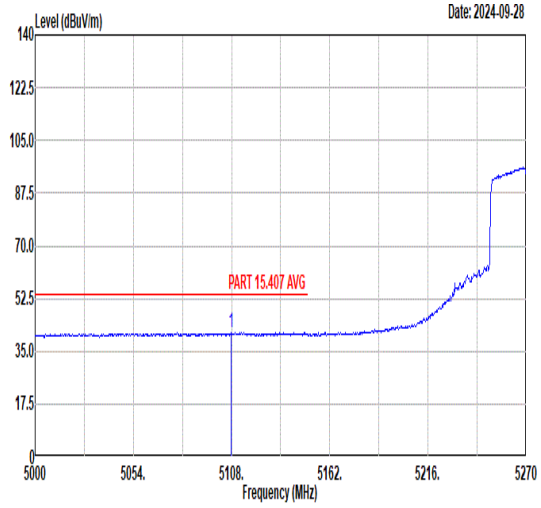 Freq Level Limit Line Margin Read Level Ant Factor Cable Loss Preamp Factor APos TPos Remark MHz dBuV/m dBuV/m dB dBuV dB/m dB dB cm deg 1 5107.73 41.15 54.00 -12.85 31.33 34.59 7.89 32.66 382 325 AVERAGE	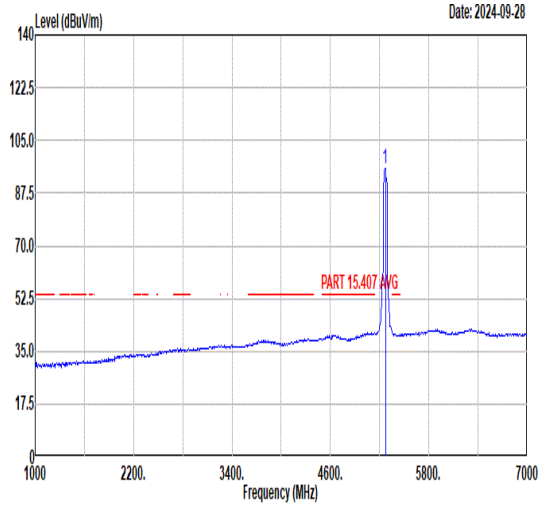 Freq Level Limit Line Margin Read Level Ant Factor Cable Loss Preamp Factor APos TPos Remark MHz dBuV/m dBuV/m dB dBuV dB/m dB dB cm deg 1 5270.00 95.79 ------ ------ 85.57 34.71 8.10 32.59 382 325 AVERAGE

Mode	21	
	Band Edge - R	
	U-NII-2A_5.25-5.35_802.11ax HE40_CH54_Full RU_5270MHz	
ANT	9+8	
Pol.	Vertical	Fundamental
Peak	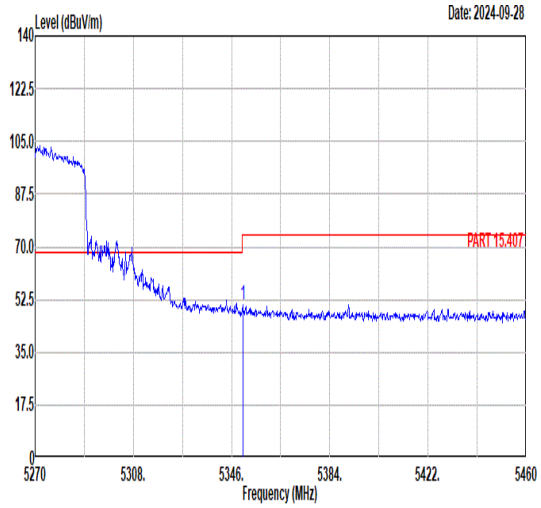 Freq Level Limit Line Margin Read Level Ant Factor Cable Loss Preamp Factor APos TPos Remark MHz dBuV/m dBuV/m dB dBuV dB/m dB dB cm deg 1 5350.37 50.67 74.00 -23.33 40.12 34.78 8.33 32.56 382 325 PEAK	Blank
Avg	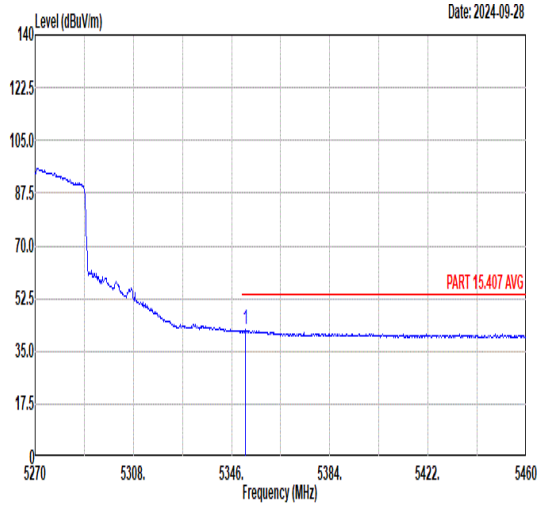 Freq Level Limit Line Margin Read Level Ant Factor Cable Loss Preamp Factor APos TPos Remark MHz dBuV/m dBuV/m dB dBuV dB/m dB dB cm deg 1 5351.32 42.21 54.00 -11.79 31.66 34.78 8.33 32.56 382 325 AVERAGE	Blank

Mode	21	
	Harmonic	
	U-NII-2A_5.25-5.35_802.11ax HE40_CH54_Full RU_5270MHz	
ANT	9+8	
Pol.	Horizontal	Vertical
Peak Avg	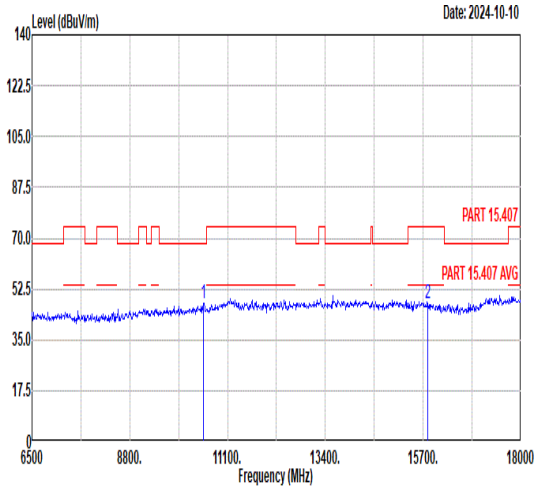 Freq Level Limit Line Margin Read Level Ant Factor Cable Loss Preamp Factor APos TPos Remark MHz dBuV/m dBuV/m dB dBuV dB/m dB dB cm deg 1 10540.00 47.80 68.30 -20.50 64.20 37.51 10.86 64.77 -- -- Peak 2 15810.00 47.74 74.00 -26.26 59.81 39.15 12.71 63.93 -- -- Peak	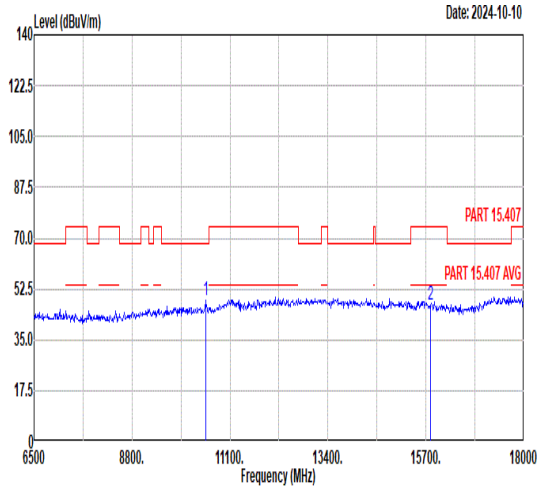 Freq Level Limit Line Margin Read Level Ant Factor Cable Loss Preamp Factor APos TPos Remark MHz dBuV/m dBuV/m dB dBuV dB/m dB dB cm deg 1 10540.00 48.72 68.30 -19.58 65.12 37.51 10.86 64.77 -- -- Peak 2 15810.00 47.16 74.00 -26.84 59.23 39.15 12.71 63.93 -- -- Peak

Mode	22	
	Band Edge - L	
	U-NII-2A_5.25-5.35_802.11ax HE40_CH62_Full RU_5310MHz	
ANT	9+8	
Pol.	Horizontal	Fundamental
Peak	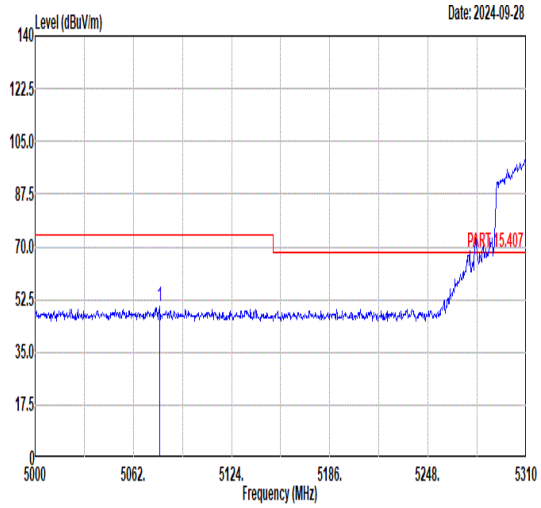 Freq Level Limit Line Margin Read Level Ant Factor Cable Loss Preamp Factor APos TPos Remark MHz dBuV/m dBuV/m dB dBuV dB/m dB dB cm deg 1 5078.43 50.10 74.00 -23.90 40.33 34.57 7.87 32.67 388 126 PEAK	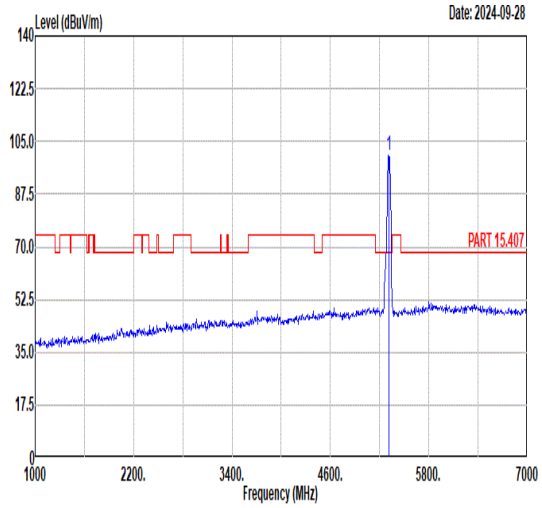 Freq Level Limit Line Margin Read Level Ant Factor Cable Loss Preamp Factor APos TPos Remark MHz dBuV/m dBuV/m dB dBuV dB/m dB dB cm deg 1 5310.00 100.21 ------ ------ 89.81 34.75 8.22 32.57 388 126 PEAK
Avg	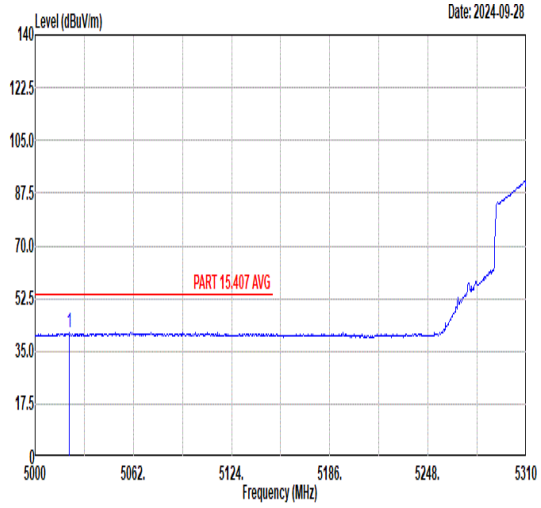 Freq Level Limit Line Margin Read Level Ant Factor Cable Loss Preamp Factor APos TPos Remark MHz dBuV/m dBuV/m dB dBuV dB/m dB dB cm deg 1 5021.70 41.17 54.00 -12.83 31.51 34.52 7.83 32.69 388 126 AVERAGE	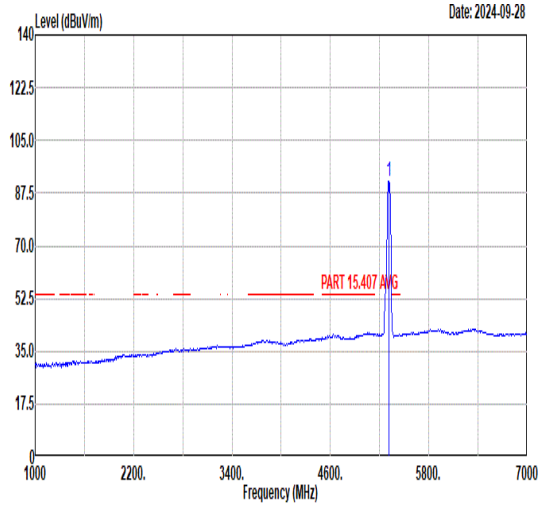 Freq Level Limit Line Margin Read Level Ant Factor Cable Loss Preamp Factor APos TPos Remark MHz dBuV/m dBuV/m dB dBuV dB/m dB dB cm deg 1 5310.00 91.55 ------ ------ 81.14 34.75 8.23 32.57 388 126 AVERAGE

Mode	22	
	Band Edge - R	
	U-NII-2A_5.25-5.35_802.11ax HE40_CH62_Full RU_5310MHz	
ANT	9+8	
Pol.	Horizontal	Fundamental
Peak	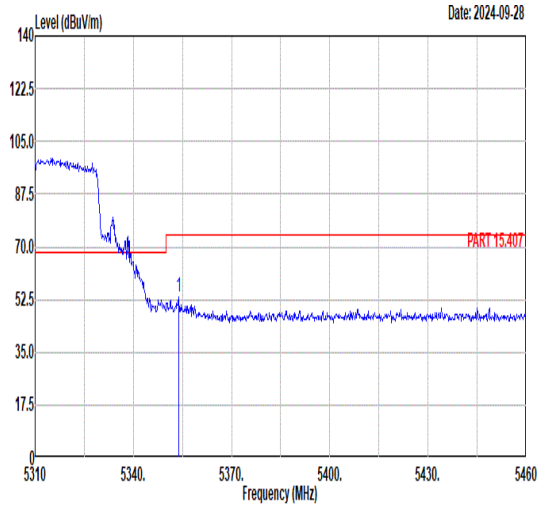 Freq Level Limit Line Margin Read Level Ant Factor Cable Loss Preamp Factor APos TPos Remark MHz dBuV/m dBuV/m dB dBuV dB/m dB dB cm deg 1 5353.80 53.42 74.00 -20.58 42.86 34.78 8.34 32.56 388 126 PEAK	Blank
Avg	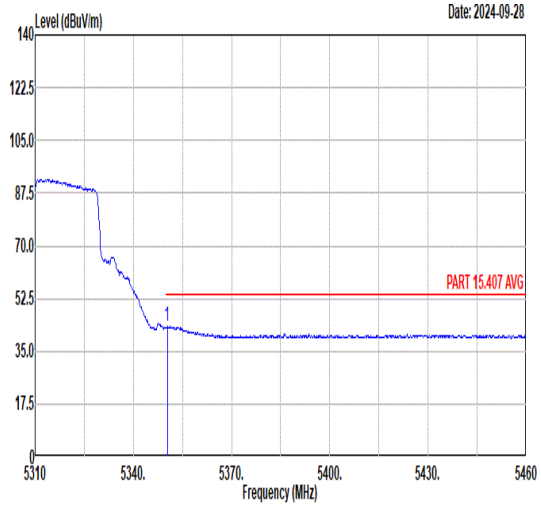 Freq Level Limit Line Margin Read Level Ant Factor Cable Loss Preamp Factor APos TPos Remark MHz dBuV/m dBuV/m dB dBuV dB/m dB dB cm deg 1 5350.35 43.19 54.00 -10.81 32.64 34.78 8.33 32.56 388 126 AVERAGE	Blank

Mode	22	
	Band Edge - L	
	U-NII-2A_5.25-5.35_802.11ax HE40_CH62_Full RU_5310MHz	
ANT	9+8	
Pol.	Vertical	Fundamental
Peak	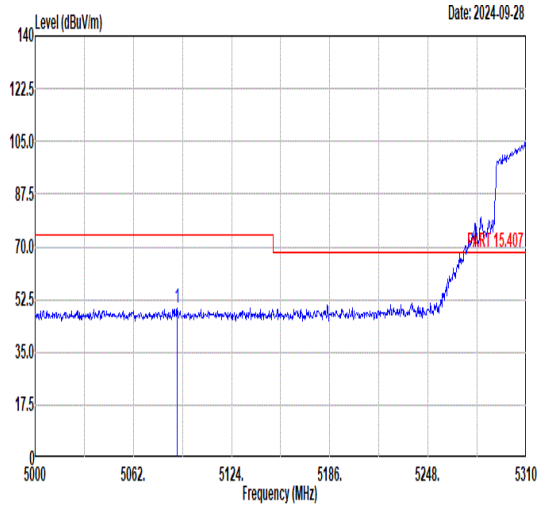 Freq Level Limit Line Margin Read Level Ant Factor Cable Loss Preamp Factor APos TPos Remark MHz dBuV/m dBuV/m dB dBuV dB/m dB dB cm deg 1 5089.59 49.81 74.00 -24.19 40.02 34.57 7.88 32.66 388 322 PEAK	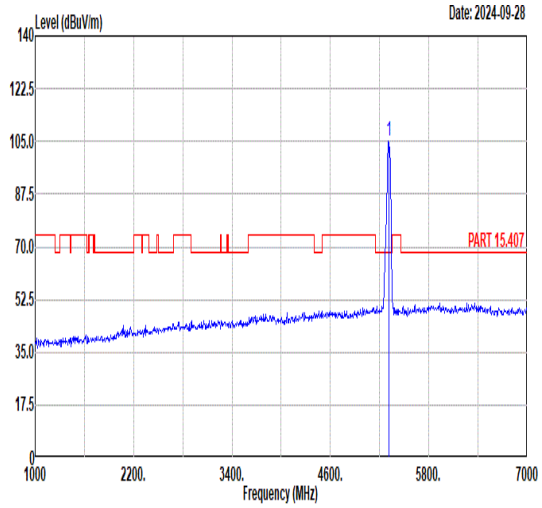 Freq Level Limit Line Margin Read Level Ant Factor Cable Loss Preamp Factor APos TPos Remark MHz dBuV/m dBuV/m dB dBuV dB/m dB dB cm deg 1 5310.00 105.06 ------ ------ 94.66 34.75 8.22 32.57 388 322 PEAK
Avg	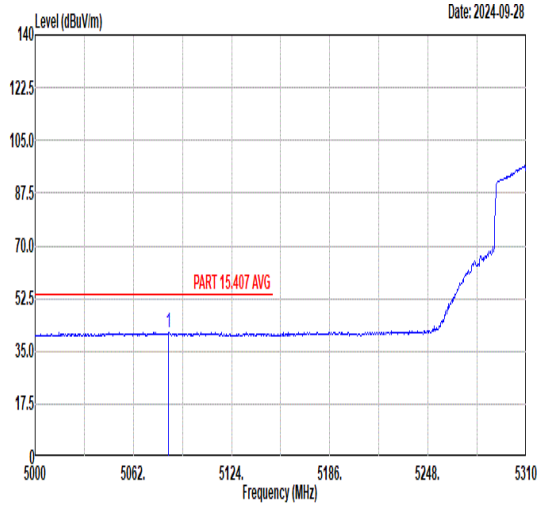 Freq Level Limit Line Margin Read Level Ant Factor Cable Loss Preamp Factor APos TPos Remark MHz dBuV/m dBuV/m dB dBuV dB/m dB dB cm deg 1 5084.32 41.34 54.00 -12.66 31.57 34.57 7.87 32.67 388 322 AVERAGE	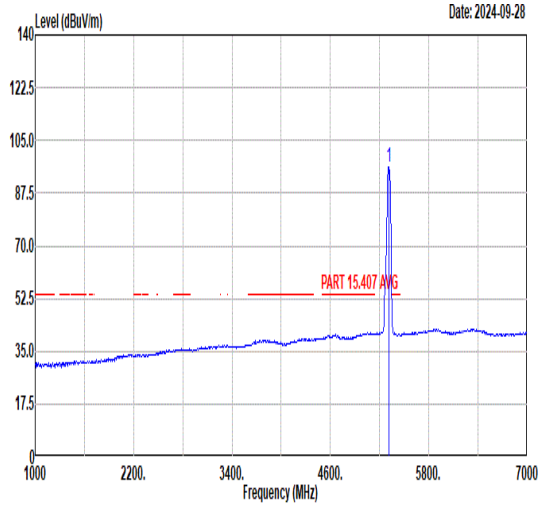 Freq Level Limit Line Margin Read Level Ant Factor Cable Loss Preamp Factor APos TPos Remark MHz dBuV/m dBuV/m dB dBuV dB/m dB dB cm deg 1 5310.00 96.28 ------ ------ 85.87 34.75 8.23 32.57 388 322 AVERAGE

Mode	22	
	Band Edge - R	
	U-NII-2A_5.25-5.35_802.11ax HE40_CH62_Full RU_5310MHz	
ANT	9+8	
Pol.	Vertical	Fundamental
Peak	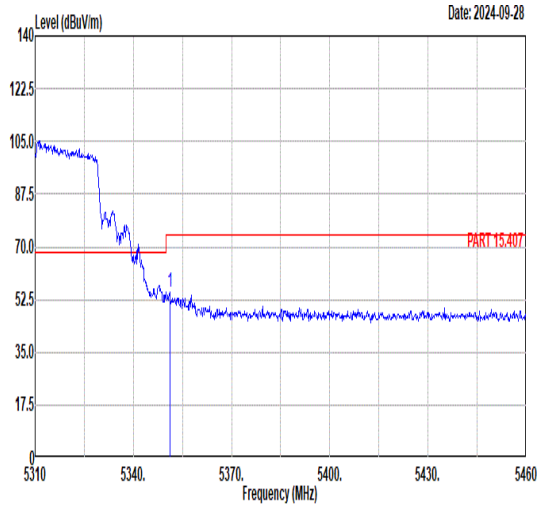 Freq Level Limit Line Margin Read Level Ant Factor Cable Loss Preamp Factor APos TPos Remark MHz dBuV/m dBuV/m dB dBuV dB/m dB dB cm deg 1 5351.10 55.03 74.00 -18.97 44.48 34.78 8.33 32.56 388 322 PEAK	Blank
Avg	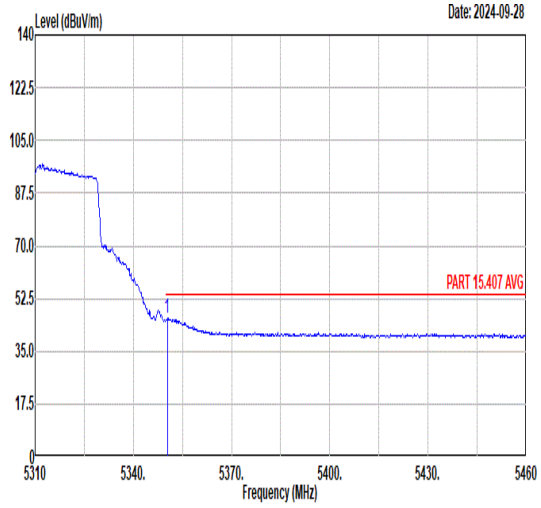 Freq Level Limit Line Margin Read Level Ant Factor Cable Loss Preamp Factor APos TPos Remark MHz dBuV/m dBuV/m dB dBuV dB/m dB dB cm deg 1 5350.35 45.93 54.00 -8.07 35.38 34.78 8.33 32.56 388 322 AVERAGE	Blank

Mode	22	
	Harmonic	
	U-NII-2A_5.25-5.35_802.11ax HE40_CH62_Full RU_5310MHz	
ANT	9+8	
Pol.	Horizontal	Vertical
Peak Avg	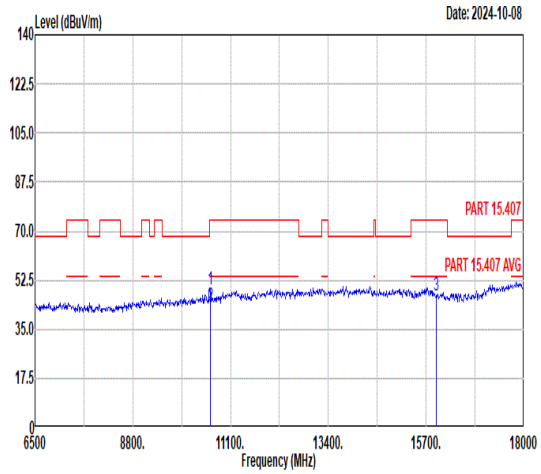 Freq Level Limit Line Margin Read Level Ant Factor Cable Loss Preamp Factor APos TPos Remark MHz dBuV/m dBuV/m dB dBuV dB/m dB dB cm deg 1 10620.00 49.19 74.00 -24.81 65.25 37.52 10.92 64.50 299 356 Peak 2 10620.00 43.22 54.00 -10.78 59.28 37.52 10.92 64.50 299 356 Average 3 15930.00 46.84 74.00 -27.16 59.06 39.25 12.70 64.17 -- -- Peak	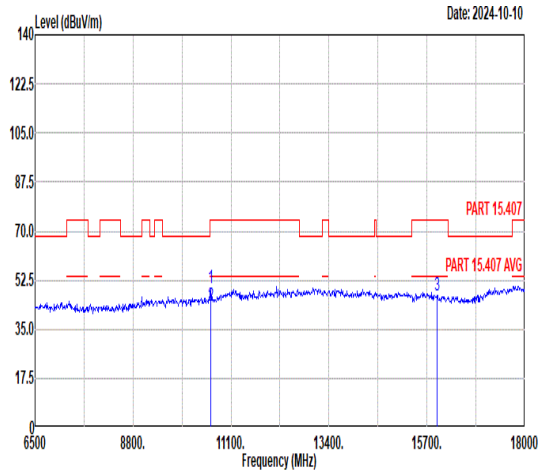 Freq Level Limit Line Margin Read Level Ant Factor Cable Loss Preamp Factor APos TPos Remark MHz dBuV/m dBuV/m dB dBuV dB/m dB dB cm deg 1 10620.00 49.63 74.00 -24.37 65.69 37.52 10.92 64.50 262 334 Peak 2 10620.00 43.42 54.00 -10.58 59.48 37.52 10.92 64.50 262 334 Average 3 15930.00 47.13 74.00 -26.87 59.35 39.25 12.70 64.17 -- -- Peak

Mode	23
	Band Edge - L
	U-NII-2C_5.47-5.725_802.11ax HE40_CH102_Full RU_5510MHz
ANT	9+8

Pol.	Horizontal	Fundamental
Peak	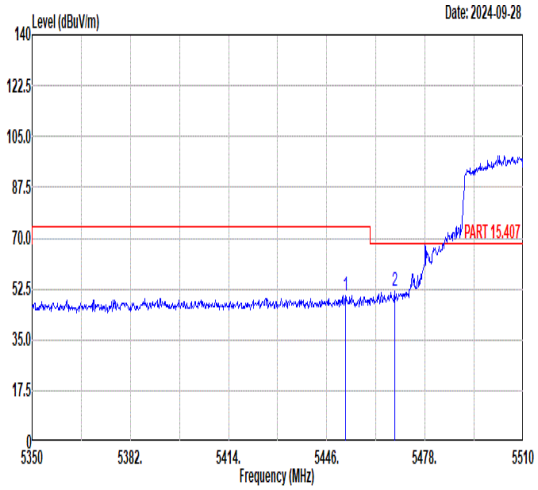 Freq Level Limit Line Margin Read Level Ant Factor Cable Loss Preamp Factor APos TPos Remark MHz dBuV/m dBuV/m dB dBuV dB/m dB dB cm deg 1 5452.08 50.04 74.00 -23.96 39.27 34.86 8.42 32.51 375 130 PEAK 2 5468.08 51.51 68.30 -16.79 40.75 34.87 8.40 32.51 375 130 PEAK	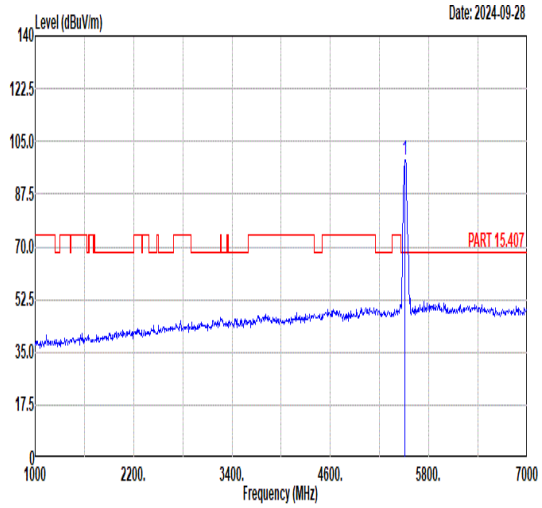 Freq Level Limit Line Margin Read Level Ant Factor Cable Loss Preamp Factor APos TPos Remark MHz dBuV/m dBuV/m dB dBuV dB/m dB dB cm deg 1 5510.00 99.00 ------ ------ 88.26 34.90 8.34 32.50 375 130 PEAK
Avg	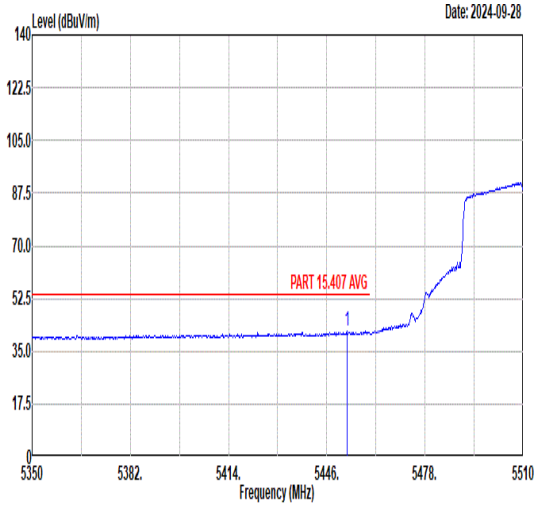 Freq Level Limit Line Margin Read Level Ant Factor Cable Loss Preamp Factor APos TPos Remark MHz dBuV/m dBuV/m dB dBuV dB/m dB dB cm deg 1 5452.56 41.59 54.00 -12.41 30.82 34.86 8.42 32.51 375 130 AVERAGE	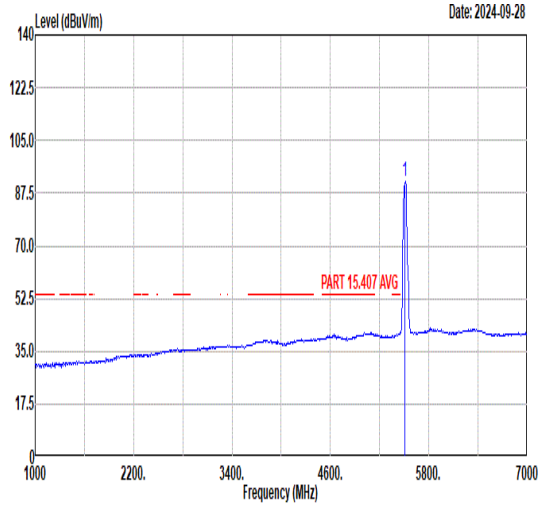 Freq Level Limit Line Margin Read Level Ant Factor Cable Loss Preamp Factor APos TPos Remark MHz dBuV/m dBuV/m dB dBuV dB/m dB dB cm deg 1 5510.00 91.15 ------ ------ 80.41 34.91 8.33 32.50 375 130 AVERAGE

Mode	23	
	Band Edge - R	
	U-NII-2C_5.47-5.725_802.11ax HE40_CH102_Full RU_5510MHz	
ANT	9+8	
Pol.	Horizontal	Fundamental
Peak	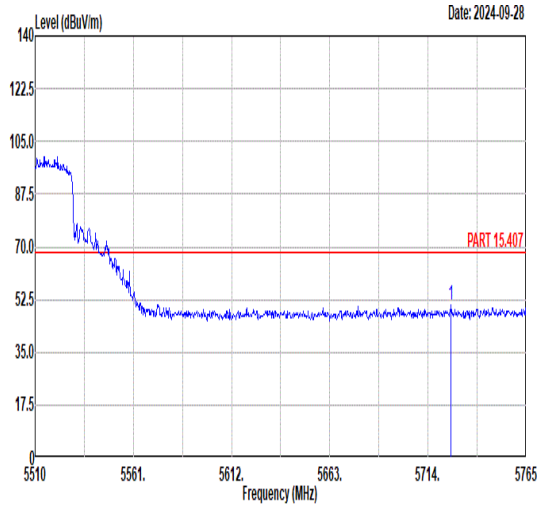 Freq Level Limit Line Margin Read Level Ant Factor Cable Loss Preamp Factor APos TPos Remark MHz dBuV/m dBuV/m dB dBuV dB/m dB dB cm deg 1 5725.99 50.59 68.30 -17.71 39.38 35.03 8.68 32.50 375 130 PEAK	Blank

Mode	23	
	Band Edge - L	
	U-NII-2C_5.47-5.725_802.11ax HE40_CH102_Full RU_5510MHz	
ANT	9+8	
Pol.	Vertical	Fundamental
Peak	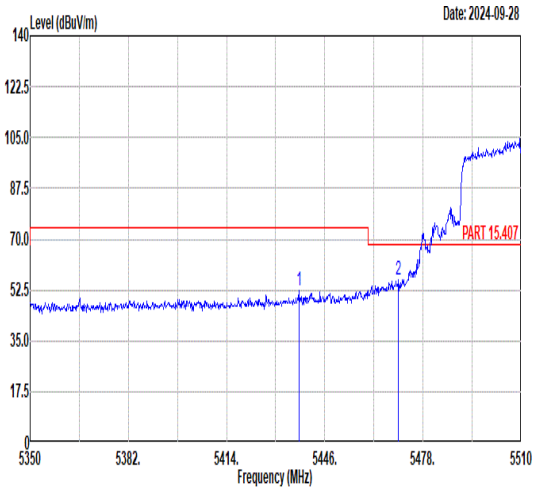 Freq Level Limit Line Margin Read Level Ant Factor Cable Loss Preamp Factor APos TPos Remark MHz dBuV/m dBuV/m dB dBuV dB/m dB dB cm deg 1 5437.52 52.08 74.00 -21.92 41.31 34.85 8.44 32.52 358 327 PEAK 2 5470.00 55.80 68.30 -12.50 45.04 34.87 8.40 32.51 358 327 PEAK	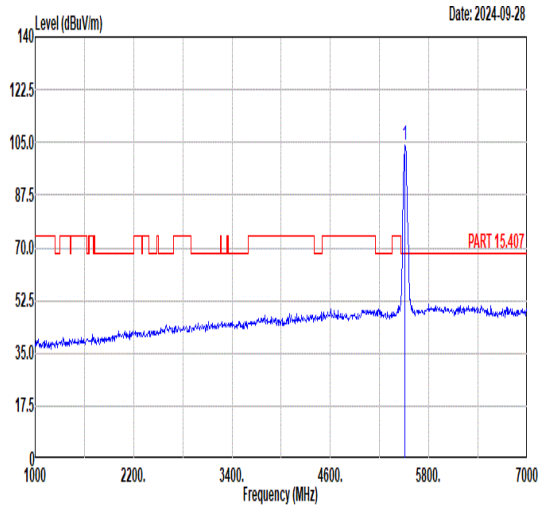 Freq Level Limit Line Margin Read Level Ant Factor Cable Loss Preamp Factor APos TPos Remark MHz dBuV/m dBuV/m dB dBuV dB/m dB dB cm deg 1 5510.00 104.10 ------ ------ 93.36 34.90 8.34 32.50 358 327 PEAK
Avg	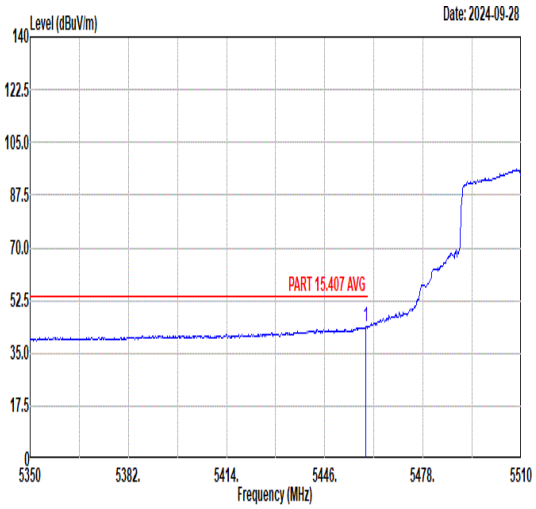 Freq Level Limit Line Margin Read Level Ant Factor Cable Loss Preamp Factor APos TPos Remark MHz dBuV/m dBuV/m dB dBuV dB/m dB dB cm deg 1 5459.44 43.78 54.00 -10.22 33.02 34.86 8.41 32.51 358 327 AVERAGE	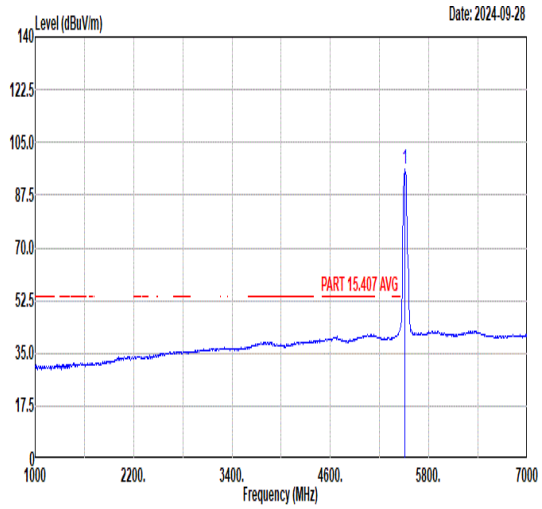 Freq Level Limit Line Margin Read Level Ant Factor Cable Loss Preamp Factor APos TPos Remark MHz dBuV/m dBuV/m dB dBuV dB/m dB dB cm deg 1 5510.00 96.02 ------ ------ 85.28 34.90 8.34 32.50 358 327 AVERAGE

Mode	23	
	Band Edge - R	
	U-NII-2C_5.47-5.725_802.11ax HE40_CH102_Full RU_5510MHz	
ANT	9+8	
Pol.	Vertical	Fundamental
Peak	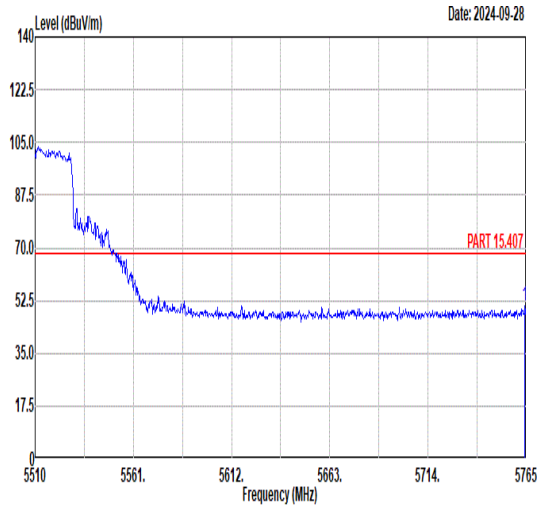 Freq Level Limit Line Margin Read Level Ant Factor Cable Loss Preamp Factor APos TPos Remark MHz dBuV/m dBuV/m dB dBuV dB/m dB dB cm deg 1 5764.24 50.79 68.30 -17.51 39.41 35.06 8.82 32.50 358 327 PEAK	Blank