

Test Setup Photo

Description: Front View of Conducted Emission Test Setup for Power Port



Description: Back View of Conducted Emission Test Setup for Power Port




Description: Radiated Spurious Emission Test Setup for 9kHz ~ 30MHz
APIN0734 - Ant 311




Description: Radiated Spurious Emission Test Setup for 30MHz ~ 1GHz
APIN0734 - Ant 311




Description: Radiated Spurious Emission Test Setup for 1GHz ~ 18GHz
APIN0734 - Ant 312




Description: Radiated Spurious Emission Test Setup for 1GHz ~ 18GHz
APIN0734 - Ant 311



Description: Radiated Spurious Emission Test Setup for 1GHz ~ 18GHz
APIN0734 - Ant 340




Description: Radiated Spurious Emission Test Setup for 1GHz ~ 18GHz
APIN0734 - Ant 348



Description: Radiated Spurious Emission Test Setup for above 18GHz
APIN0734 - Ant 311



Description: Conducted Test Setup



Description: DFS Test Setup

