



## 8. SETUP PHOTOS

### ANTENNA PORT CONDUCTED RF MEASUREMENT SETUP




**RADIATED RF MEASUREMENT SETUP**





**POWERLINE CONDUCTED EMISSIONS MEASUREMENT SETUP**



LINE CONDUCTED BACK PHOTO



**END OF REPORT**