
20dB Bandwidth

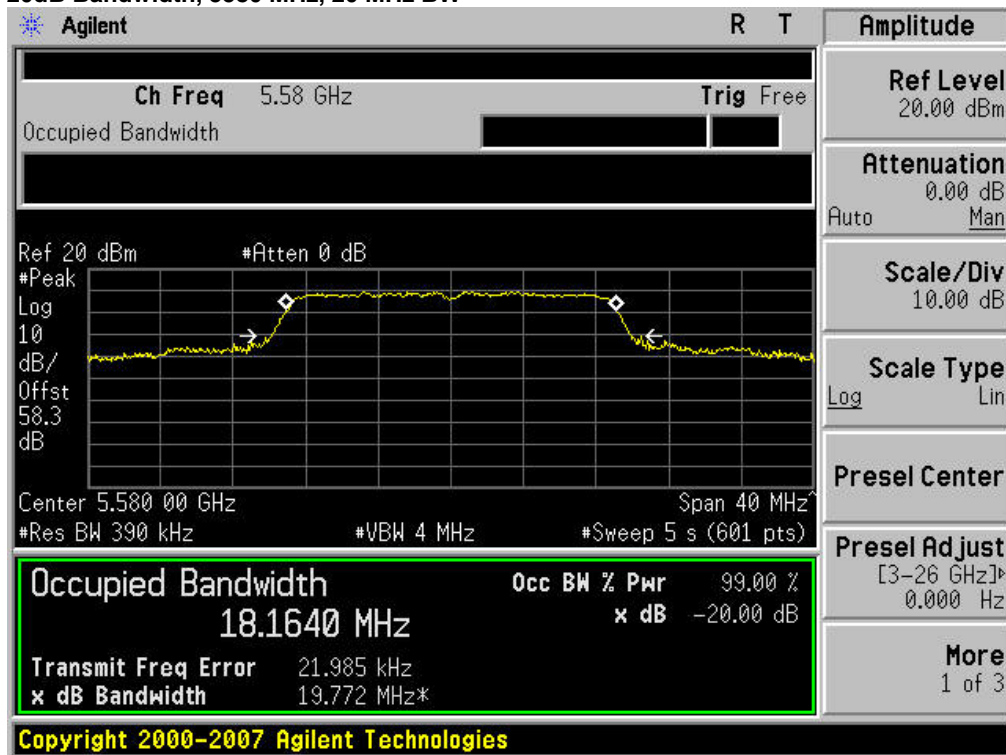
Connect the antenna port(s) to the spectrum analyzer input. Using the spectrum analyzer Channel Bandwidth mode, configure the spectrum analyzer as shown below (enter all losses between the transmitter output and the spectrum analyzer).

Center Frequency: Frequency from table below
Span: 2 x Nominal Bandwidth (e.g. 40MHz for a 20MHz channel)
Reference Level: 20 dBm
Attenuation: 10 dB
Sweep Time: 5 s
Resolution Bandwidth: 1%-3% of 20 dB Bandwidth
Video Bandwidth: ≥Resolution Bandwidth
X dB Bandwidth: 20 dB
Detector: Peak
Trace: Single

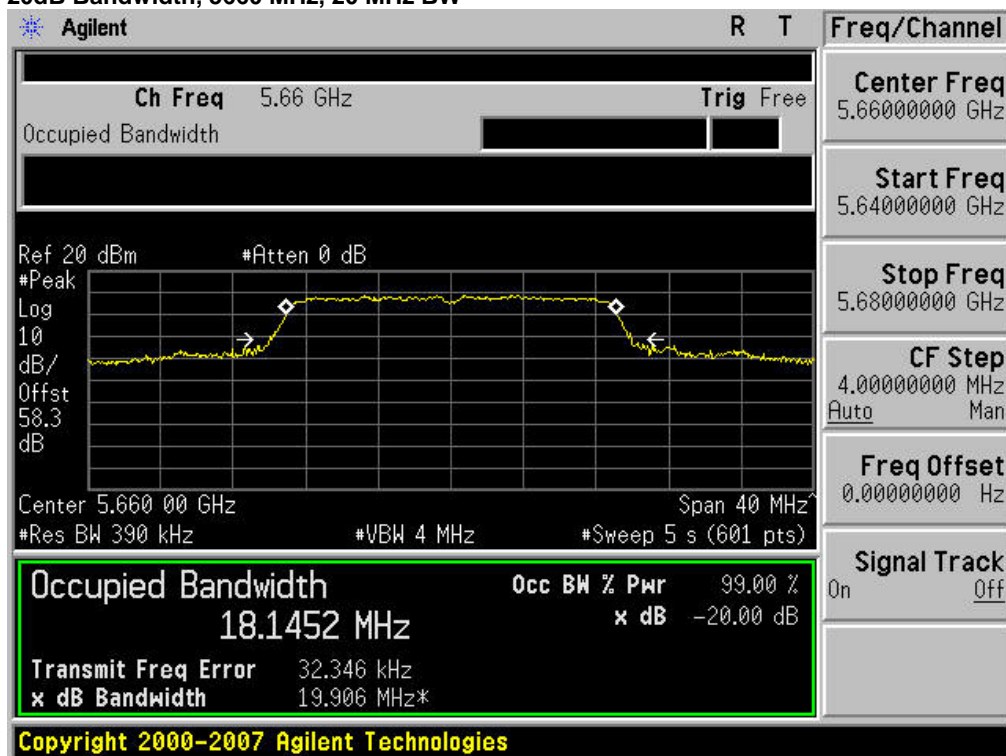
Place the radio in continuous transmit mode. View the transmitter waveform on the spectrum analyzer, and record the pertinent measurements:

Frequency (MHz)	Mode	Data Rate (Mbps)	20dB BW (MHz)	Limit (MHz)	Margin (MHz)
5580	20 MHz Bandwidth	m0	19.8	20	0.2
5660	20 MHz Bandwidth	m0	19.9	20	0.1
5540/5560	40 MHz Bandwidth	m0	39.1	40	0.9
5660/5680	40 MHz Bandwidth	m0	39.1	40	0.9

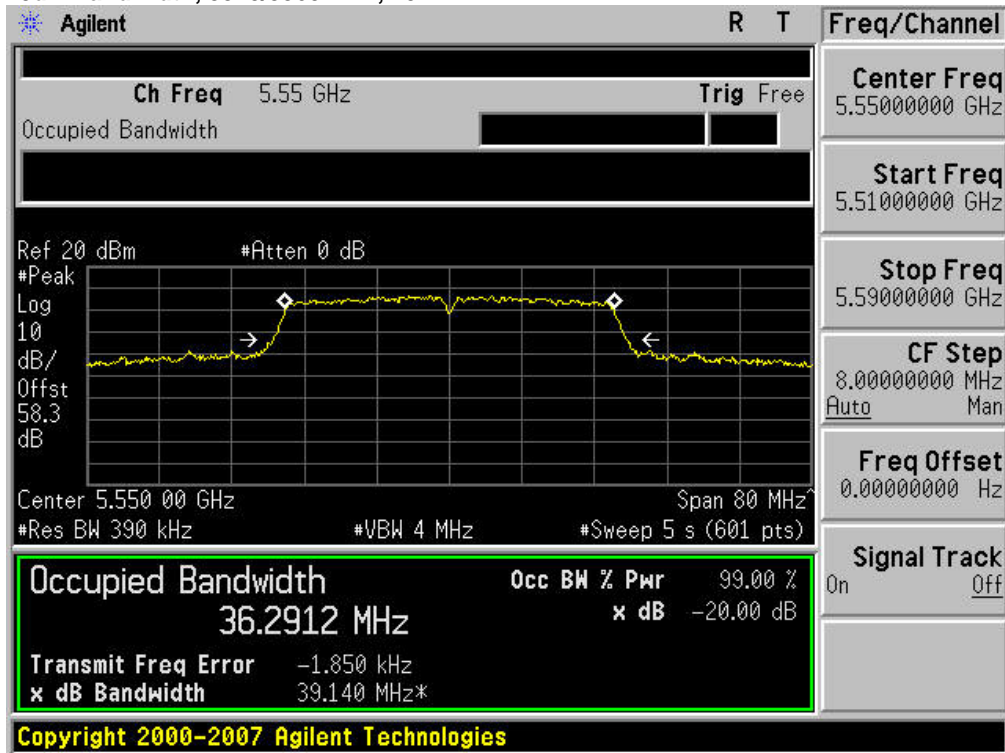
20dB Bandwidth, 5580 MHz, 20 MHz BW



20dB Bandwidth, 5660 MHz, 20 MHz BW



20dB Bandwidth, 5540/5560 MHz, 40 MHz BW



20dB Bandwidth, 5660/5680 MHz, 40 MHz BW

