


## Test Setup Photos

Client: Honeywell

Model: L510

Antenna Port Conducted Setup



## Test Setup Photos

Client: Honeywell

Model: L510

Radiated Emissions Test Setup, 30-1000 MHz







## Test Setup Photos

Client: Honeywell

Model: L510

Radiated Emissions Test Setup (EUT Flat), 1-9 GHz





## Test Setup Photos

Client: Honeywell

Model: L510

Radiated Emissions Test Setup (EUT on its side), 1-9 GHz







## Test Setup Photos

Client: Honeywell

Model: L510

Radiated Emissions Test Setup (EUT Straight Up), 1-9 GHz




## Test Setup Photos

Client: Honeywell

Model: L510

Radiated Emissions Worst-case Test Setup (Manual Testing), 9-18 GHz





## Test Setup Photos

Client: Honeywell

Model: L510

Radiated Emissions Test Setup (Manual Testing), 18-25 GHz

