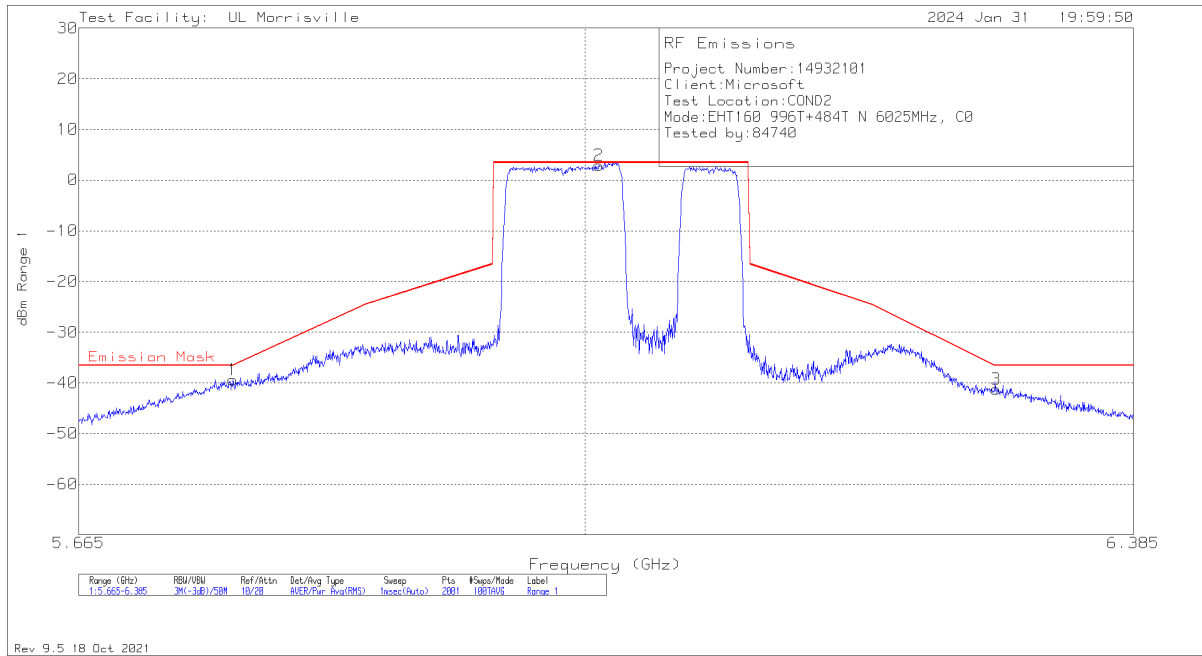
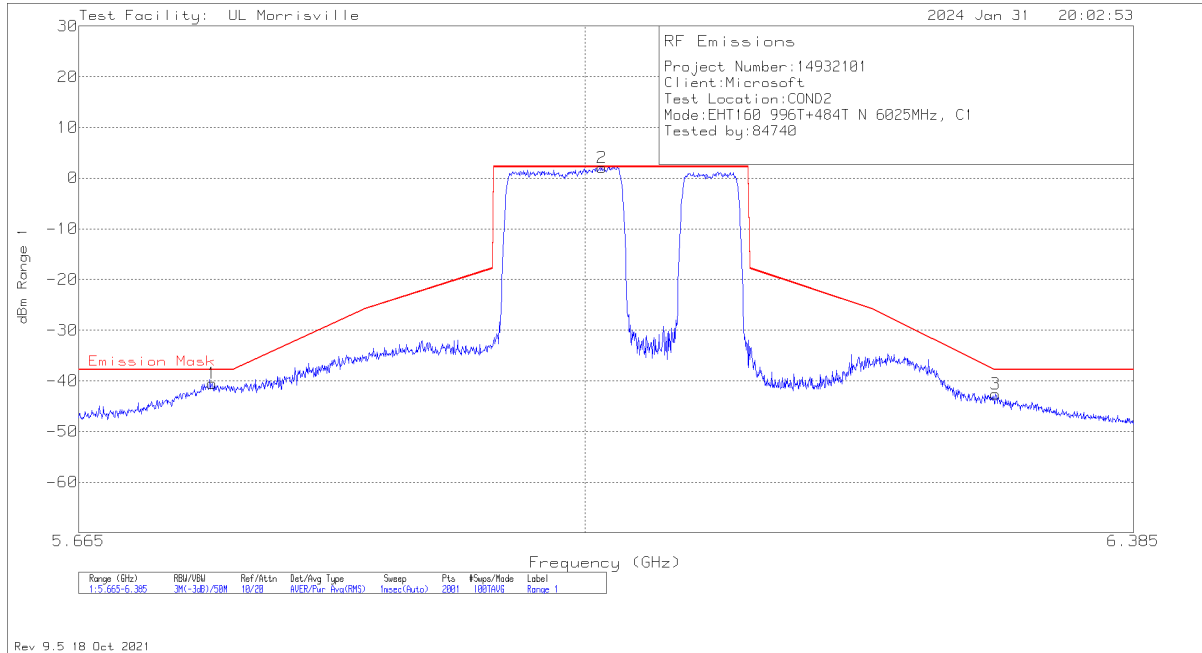


2TX CHAIN 0 + CHAIN 1 CDD OFDMA MODE: 996T+484T (NON-CONTIGUOUS) STANDARD POWER



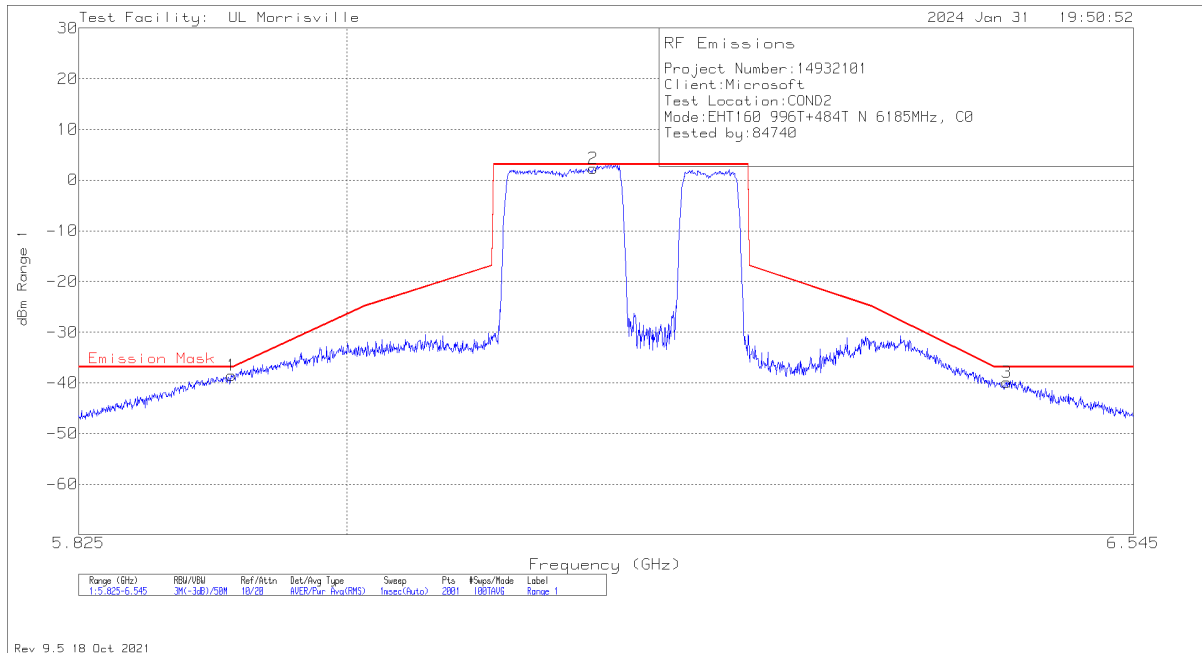
Marker	Frequency (GHz)	Meter Reading (dBm)	Det	Atten (dB)	CBL (dB)	Corrected Reading dBm	Emission Mask	Margin (dB)
1	5.76508	-52.89	RMS	9.9	3.6	-39.39	-36.55	-2.84
2	6.00916	-10.59	RMS	9.9	3.6	2.91	3.44	-.53
3	6.28636	-54.69	RMS	9.9	3.6	-41.19	-36.56	-4.63

RMS - RMS detection



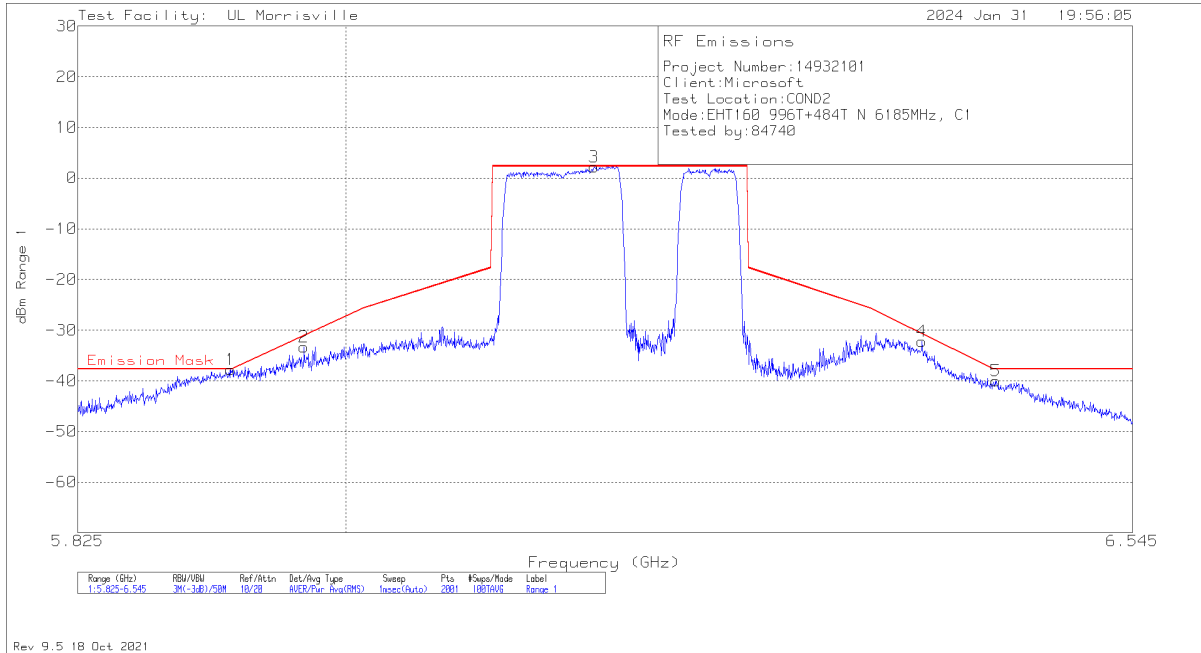
Marker	Frequency (GHz)	Meter Reading (dBm)	Det	Atten (dB)	CBL (dB)	Corrected Reading dBm	Emission Mask	Margin (dB)
1	5.7514	-52.84	RMS	9.8	2.5	-40.54	-37.82	-2.72
2	6.01132	-10.19	RMS	9.8	2.5	2.11	2.18	-0.07
3	6.286	-54.92	RMS	9.8	2.5	-42.62	-37.82	-4.8

RMS - RMS detection



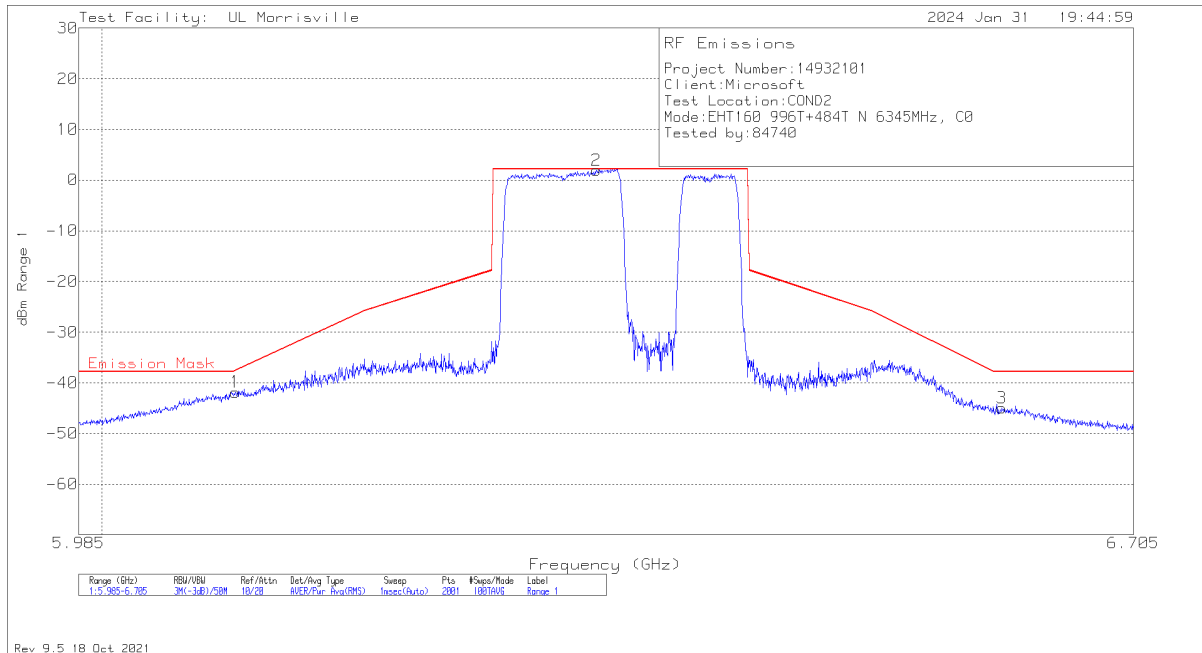
Marker	Frequency (GHz)	Meter Reading (dBm)	Det	Atten (dB)	CBL (dB)	Corrected Reading dBm	Emission Mask	Margin (dB)
1	5.92436	-51.97	RMS	9.9	3.6	-38.47	-36.88	-1.59
2	6.16556	-11.17	RMS	9.9	3.6	2.33	3.12	-.79
3	6.45428	-53.33	RMS	9.9	3.6	-39.83	-36.88	-2.95

RMS - RMS detection



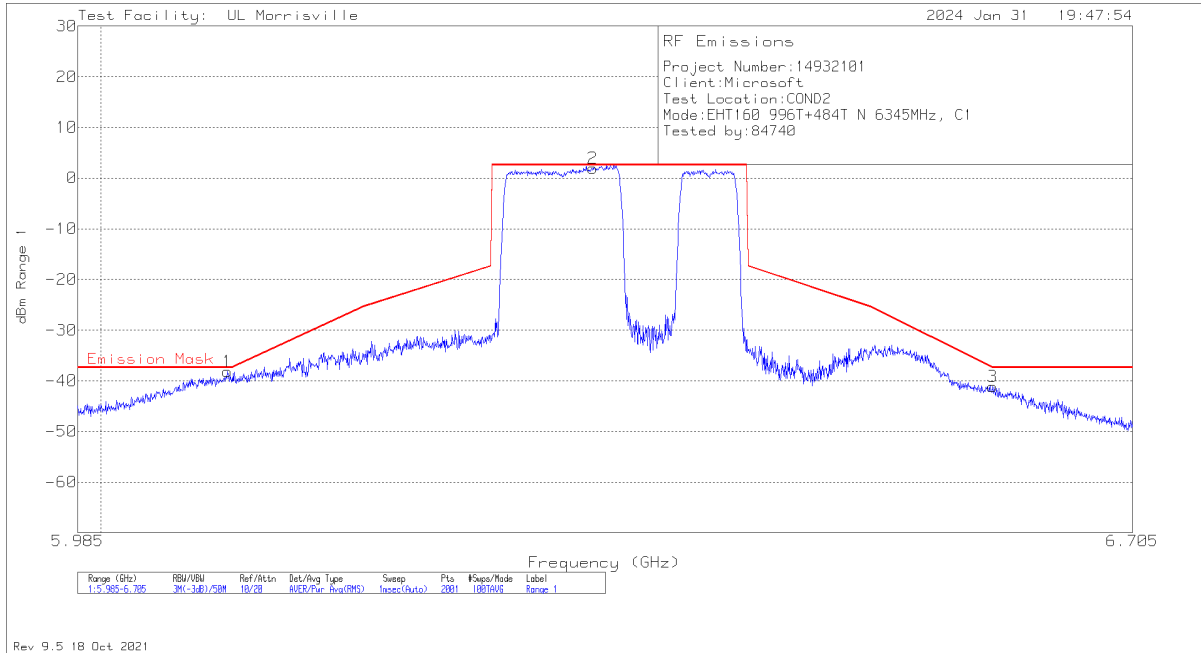
Marker	Frequency (GHz)	Meter Reading (dBm)	Det	Atten (dB)	CBL (dB)	Corrected Reading dBm	Emission Mask	Margin (dB)
1	5.92436	-50.09	RMS	9.8	2.5	-37.79	-37.67	-.12
2	5.9726	-45.61	RMS	9.8	2.5	-33.31	-31.08	-2.23
3	6.167	-10.11	RMS	9.8	2.5	2.19	2.33	-.14
4	6.39452	-44.46	RMS	9.8	2.5	-32.16	-30.73	-1.43
5	6.44708	-52.34	RMS	9.8	2.5	-40.04	-37.67	-2.37

RMS - RMS detection



Marker	Frequency (GHz)	Meter Reading (dBm)	Det	Atten (dB)	CBL (dB)	Corrected Reading dBm	Emission Mask	Margin (dB)
1	6.08688	-55.3	RMS	9.9	3.6	-41.8	-37.57	-4.23
2	6.32808	-11.5	RMS	9.9	3.6	2	2.17	-1.17
3	6.61068	-58.5	RMS	9.9	3.6	-45	-37.83	-7.17

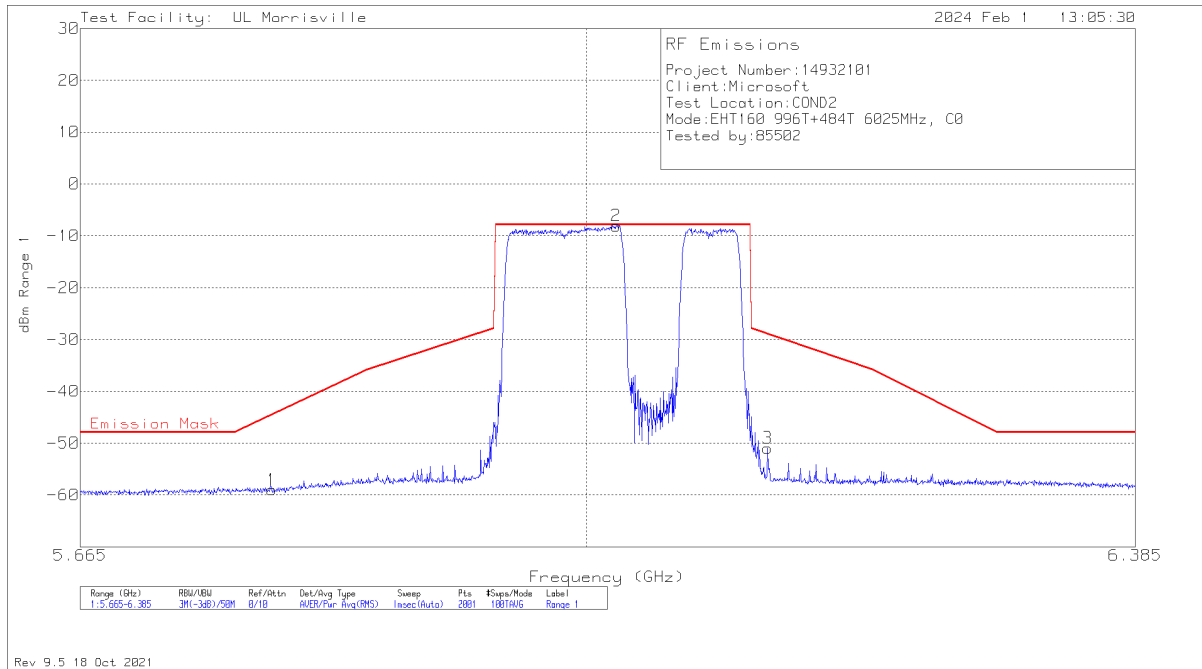
RMS - RMS detection



Marker	Frequency (GHz)	Meter Reading (dBm)	Det	Atten (dB)	CBL (dB)	Corrected Reading dBm	Emission Mask	Margin (dB)
1	6.0822	-50.5	RMS	9.8	2.5	-38.2	-37.38	-0.82
2	6.32628	-10.33	RMS	9.8	2.5	1.97	2.62	-0.65
3	6.60492	-53.44	RMS	9.8	2.5	-41.14	-37.37	-3.77

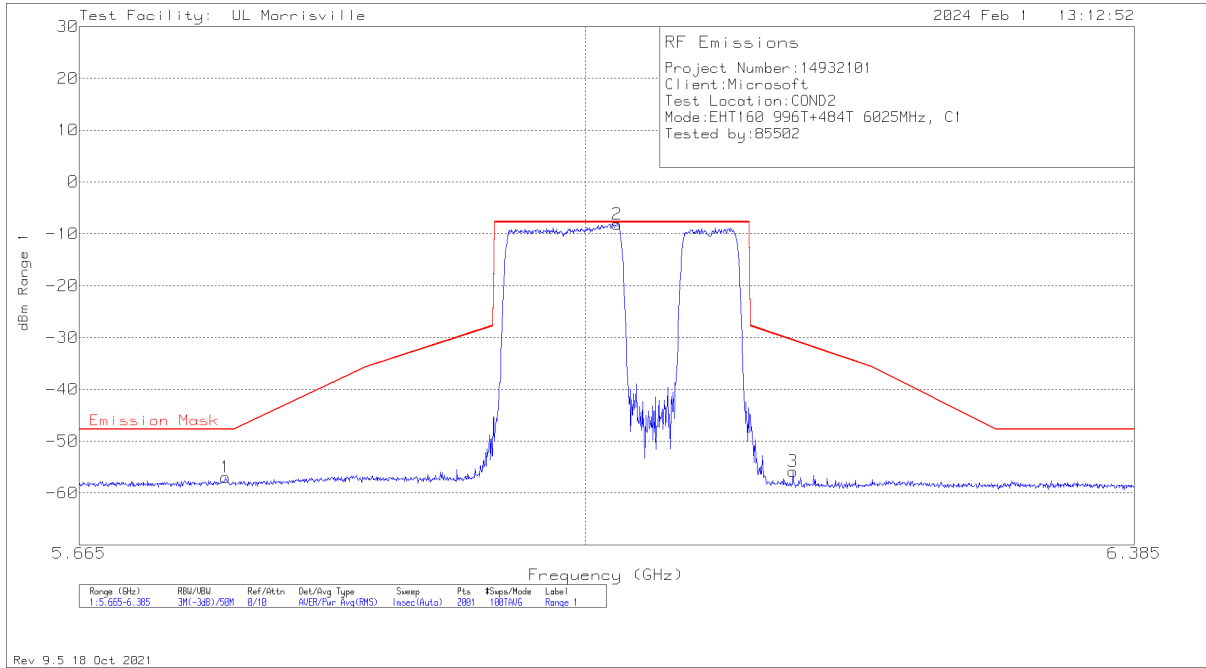
RMS - RMS detection

2TX CHAIN 0 + CHAIN 1 CDD OFDMA MODE: 996T+484T (NON-CONTIGUOUS) LOW POWER INDOOR



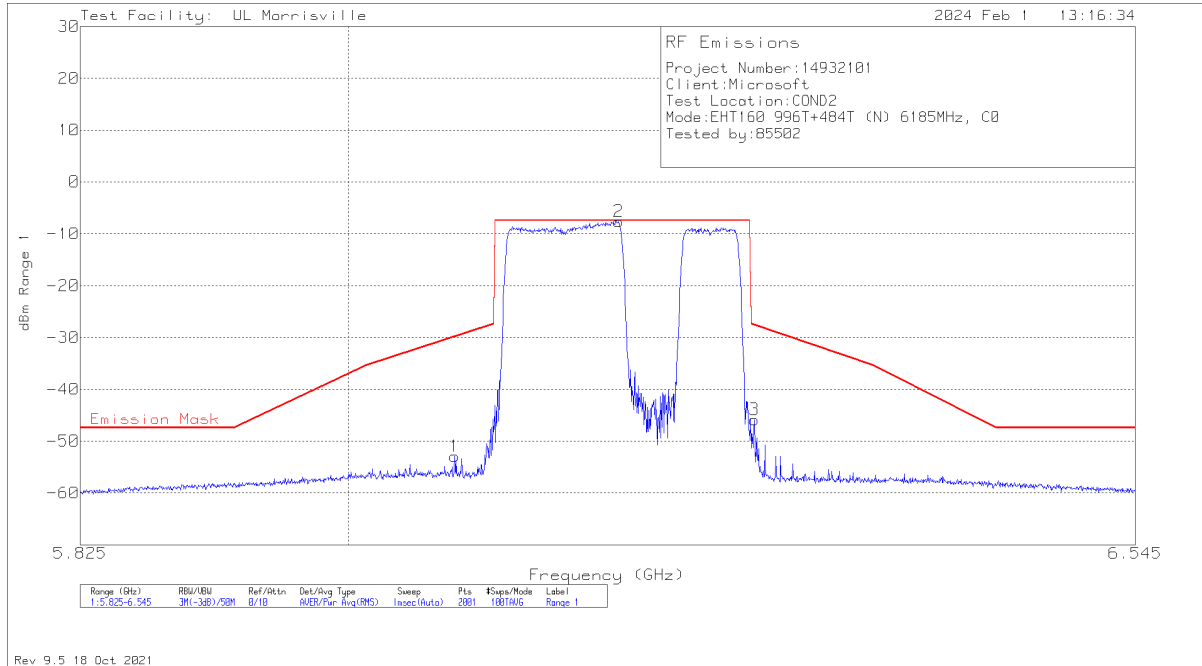
Marker	Frequency (GHz)	Meter Reading (dBm)	Det	Atten (dB)	CBL (dB)	Corrected Reading dBm	Emission Mask	Margin (dB)
1	5.78956	-72.51	RMS	9.9	3.6	-59.01	-44.48	-14.53
2	6.01996	-21.54	RMS	9.9	3.6	-8.04	-7.89	-.15
3	6.12436	-64.47	RMS	9.9	3.6	-50.97	-28.97	-22

RMS - RMS detection



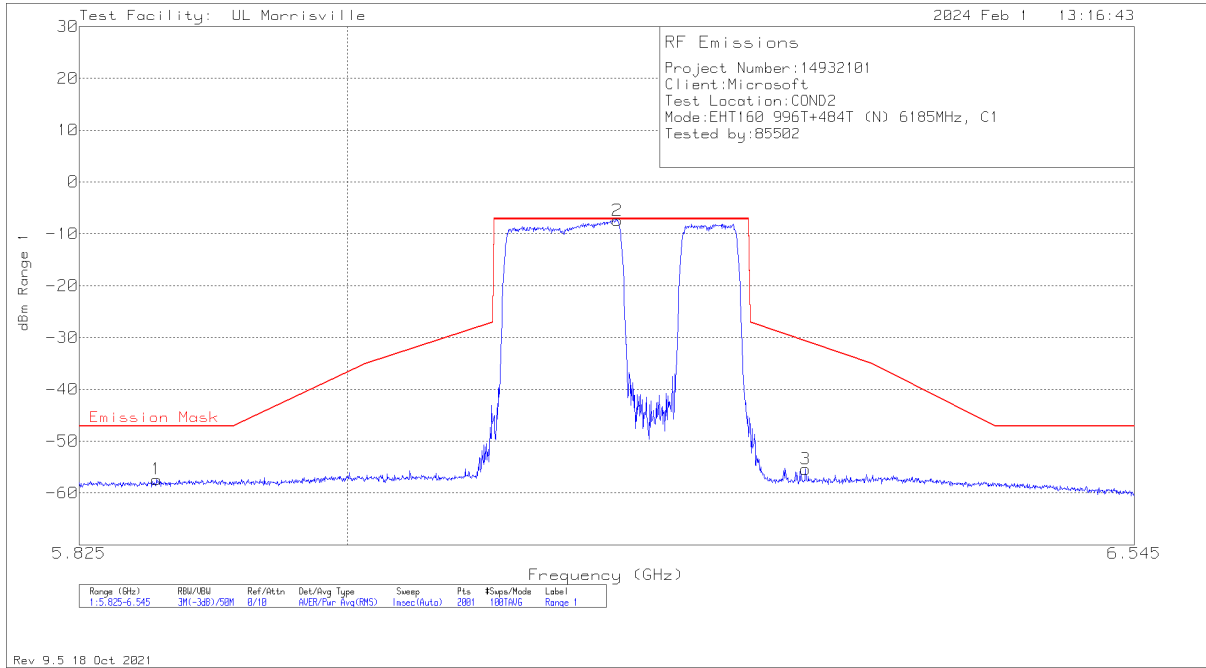
Marker	Frequency (GHz)	Meter Reading (dBm)	Det	Atten (dB)	CBL (dB)	Corrected Reading dBm	Emission Mask	Margin (dB)
1	5.75968	-70.28	RMS	9.8	3.5	-56.98	-47.73	-9.25
2	6.0214	-21.44	RMS	9.8	3.5	-8.14	-7.73	-.41
3	6.14272	-69.12	RMS	9.8	3.5	-55.82	-30.54	-25.28

RMS - RMS detection



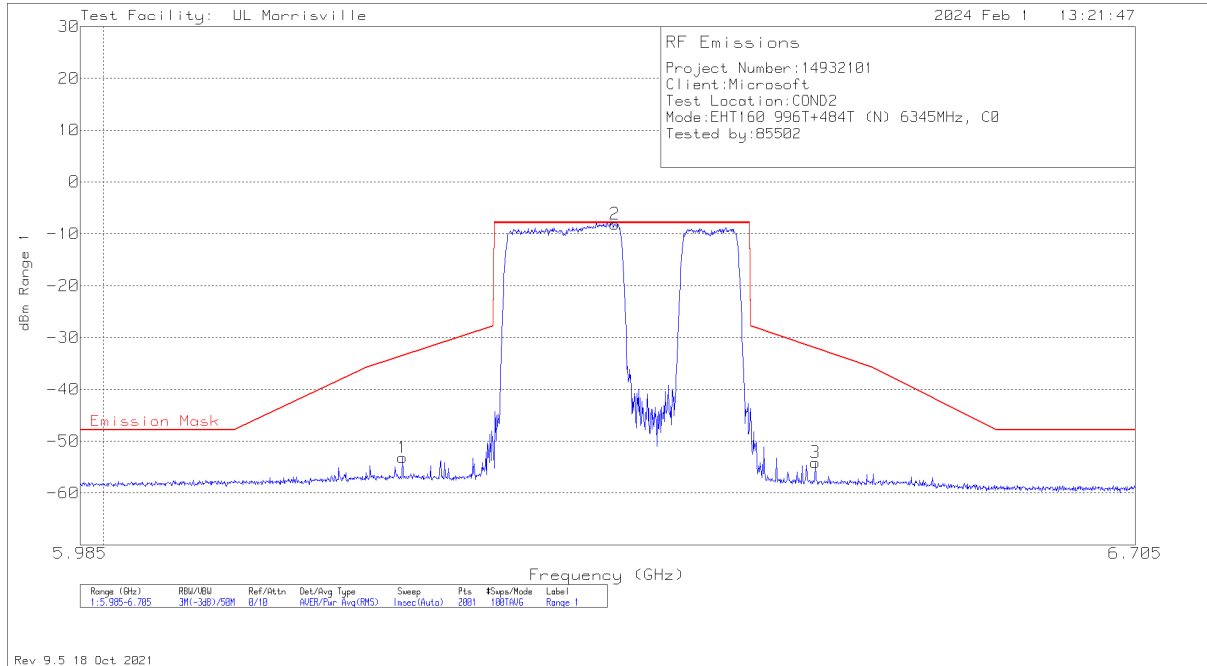
Marker	Frequency (GHz)	Meter Reading (dBm)	Det	Atten (dB)	CBL (dB)	Corrected Reading dBm	Emission Mask	Margin (dB)
1	6.07088	-66.42	RMS	9.9	3.6	-52.92	-29.86	-23.06
2	6.18212	-21.13	RMS	9.9	3.6	-7.63	-7.41	-.22
3	6.27536	-59.34	RMS	9.9	3.6	-45.84	-27.63	-18.21

RMS - RMS detection



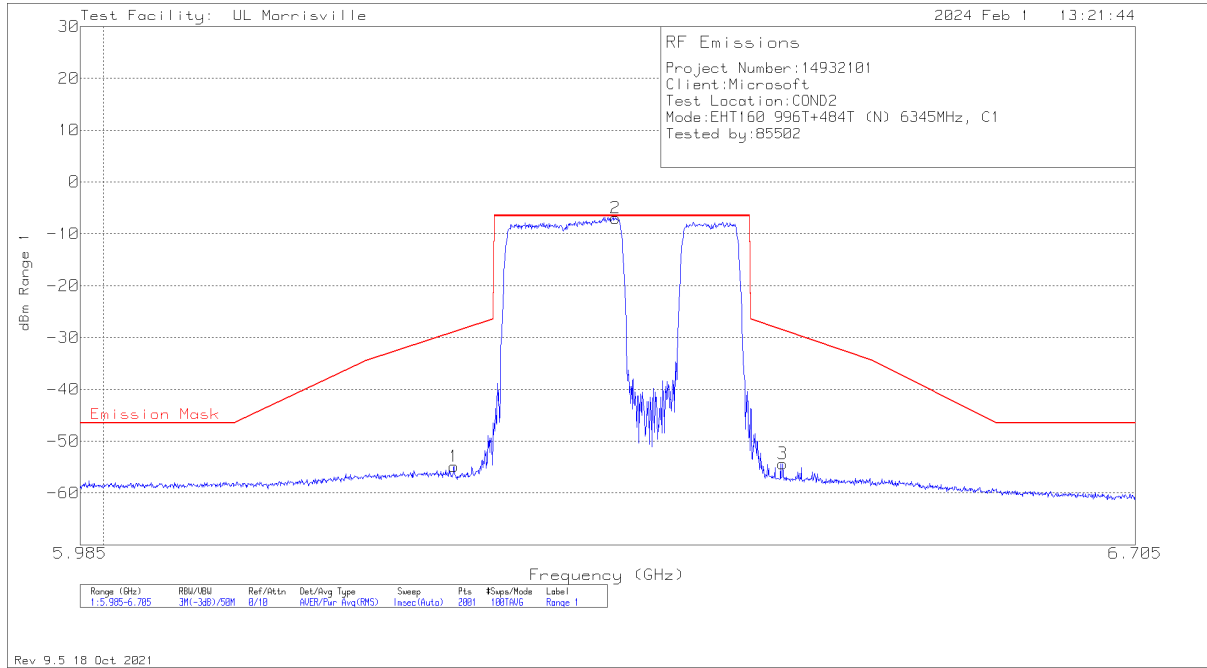
Marker	Frequency (GHz)	Meter Reading (dBm)	Det	Atten (dB)	CBL (dB)	Corrected Reading dBm	Emission Mask	Margin (dB)
1	5.87504	-70.66	RMS	9.8	3.5	-57.36	-47.11	-10.25
2	6.18176	-20.71	RMS	9.8	3.5	-7.41	-7.11	-.3
3	6.31172	-68.69	RMS	9.8	3.5	-55.39	-30.77	-24.62

RMS - RMS detection



Marker	Frequency (GHz)	Meter Reading (dBm)	Det	Atten (dB)	CBL (dB)	Corrected Reading dBm	Emission Mask	Margin (dB)
1	6.19632	-66.67	RMS	9.9	3.6	-53.17	-33.54	-19.63
2	6.3396	-21.62	RMS	9.9	3.6	-8.12	-7.84	-.28
3	6.47784	-67.61	RMS	9.9	3.6	-54.11	-32.07	-22.04

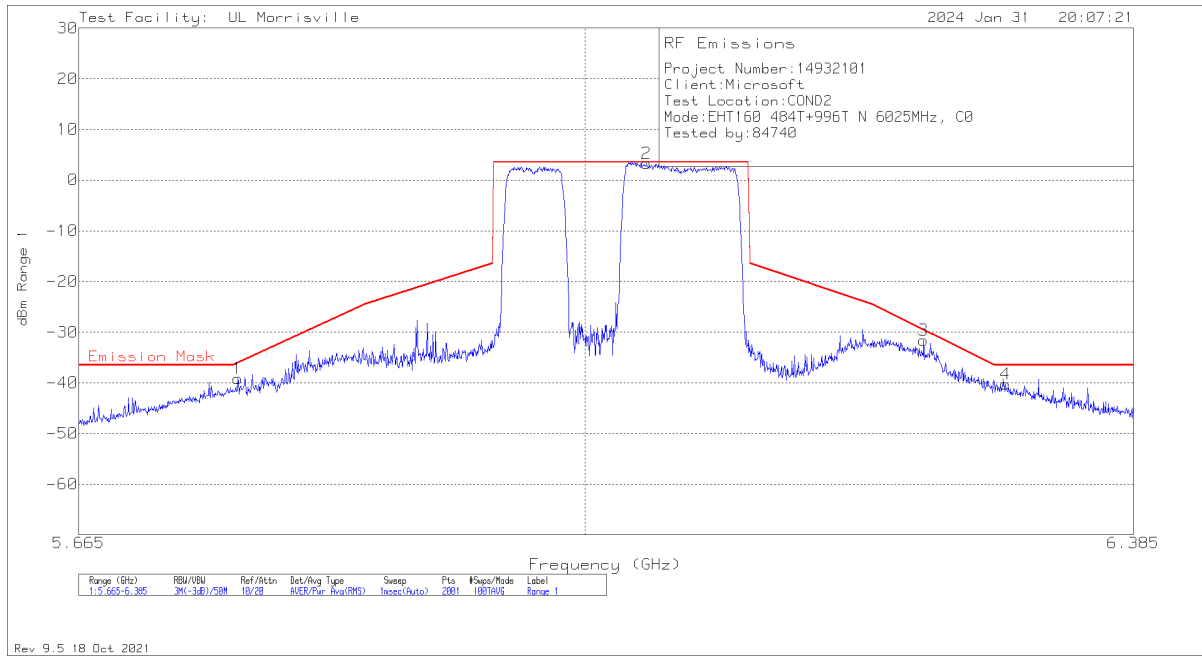
RMS - RMS detection



Marker	Frequency (GHz)	Meter Reading (dBm)	Det	Atten (dB)	CBL (dB)	Corrected Reading dBm	Emission Mask	Margin (dB)
1	6.23088	-68.18	RMS	9.8	3.5	-54.88	-28.95	-25.93
2	6.33996	-20.25	RMS	9.8	3.5	-6.95	-6.5	-.45
3	6.45516	-67.65	RMS	9.8	3.5	-54.35	-28.6	-25.75

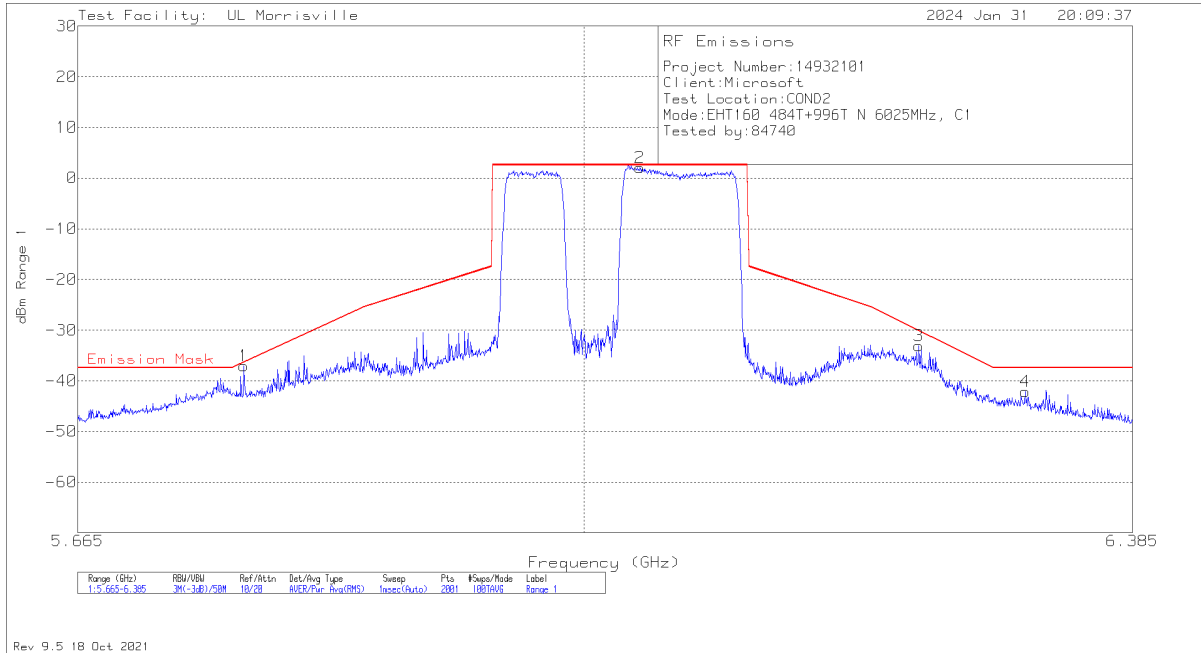
RMS - RMS detection

2TX CHAIN 0 + CHAIN 1 CDD OFDMA MODE: 484T+996T (NON-CONTIGUOUS) STANDARD POWER



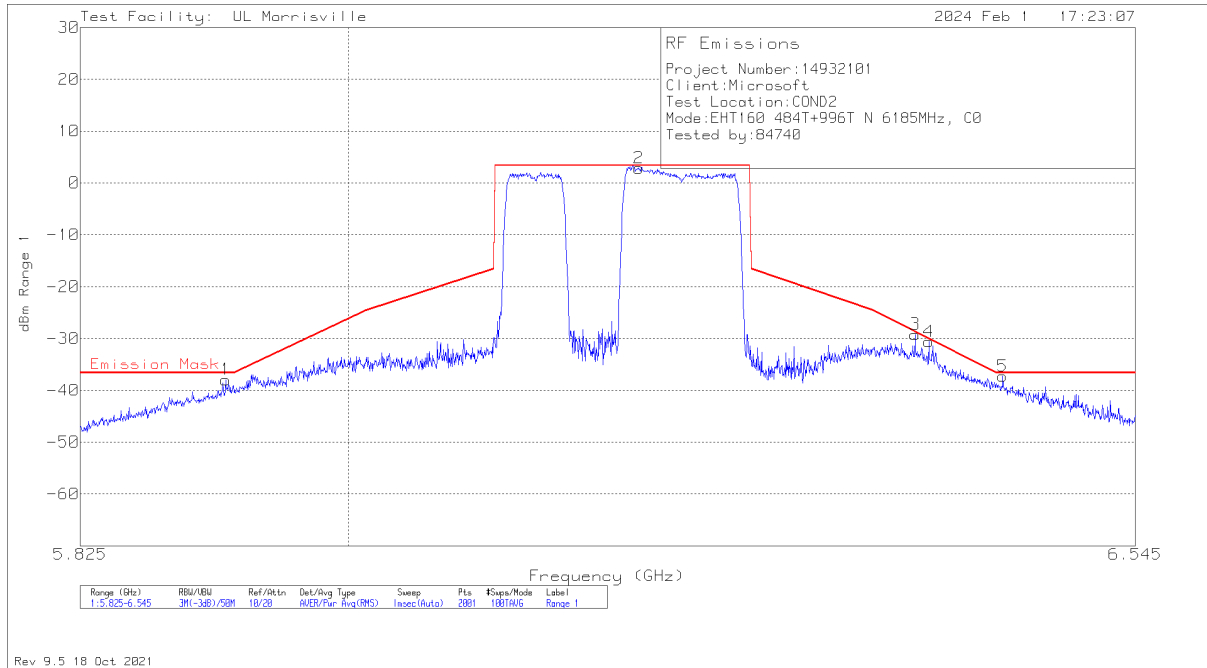
Marker	Frequency (GHz)	Meter Reading (dBm)	Det	Atten (dB)	CBL (dB)	Corrected Reading dBm	Emission Mask	Margin (dB)
1	5.76832	-52.64	RMS	9.9	3.6	-39.14	-36.02	-3.12
2	6.04192	-10.25	RMS	9.9	3.6	3.25	3.52	-.27
3	6.23488	-45.07	RMS	9.9	3.6	-31.57	-29.59	-1.98
4	6.29284	-53.74	RMS	9.9	3.6	-40.24	-36.48	-3.76

RMS - RMS detection



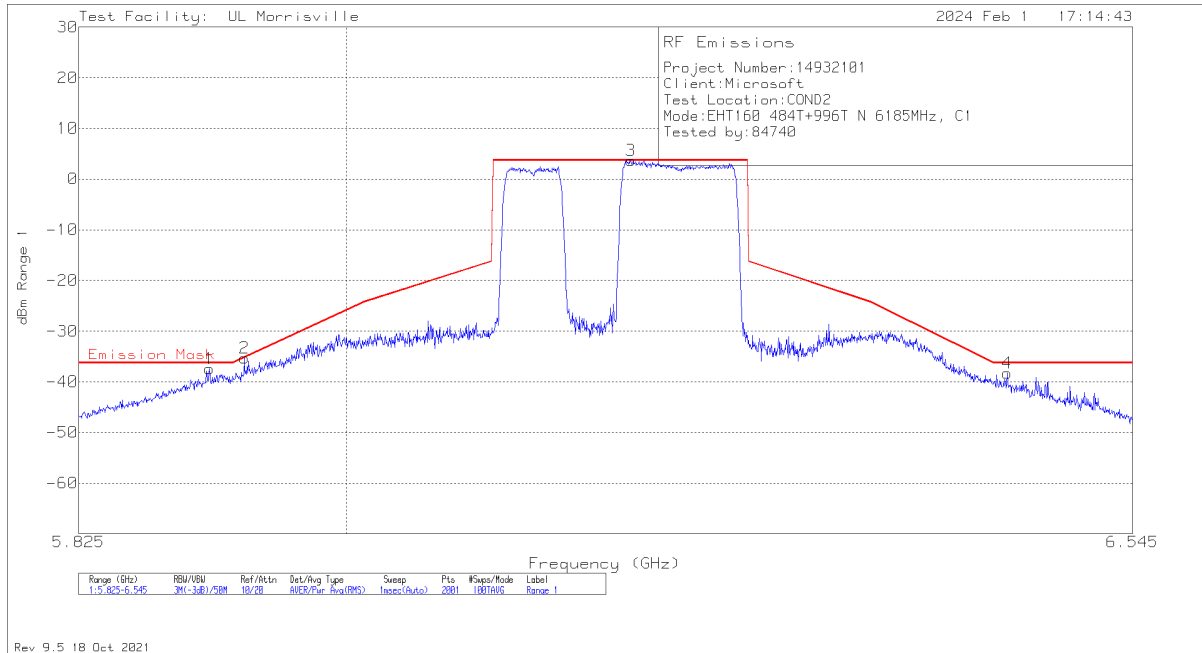
Marker	Frequency (GHz)	Meter Reading (dBm)	Det	Atten (dB)	CBL (dB)	Corrected Reading dBm	Emission Mask	Margin (dB)
1	5.77264	-49.38	RMS	9.8	2.5	-37.08	-36.36	-.72
2	6.03796	-10.2	RMS	9.8	2.5	2.1	2.58	-.48
3	6.232	-45.32	RMS	9.8	2.5	-33.02	-30.13	-2.89
4	6.30796	-54.4	RMS	9.8	2.5	-42.1	-37.42	-4.68

RMS - RMS detection



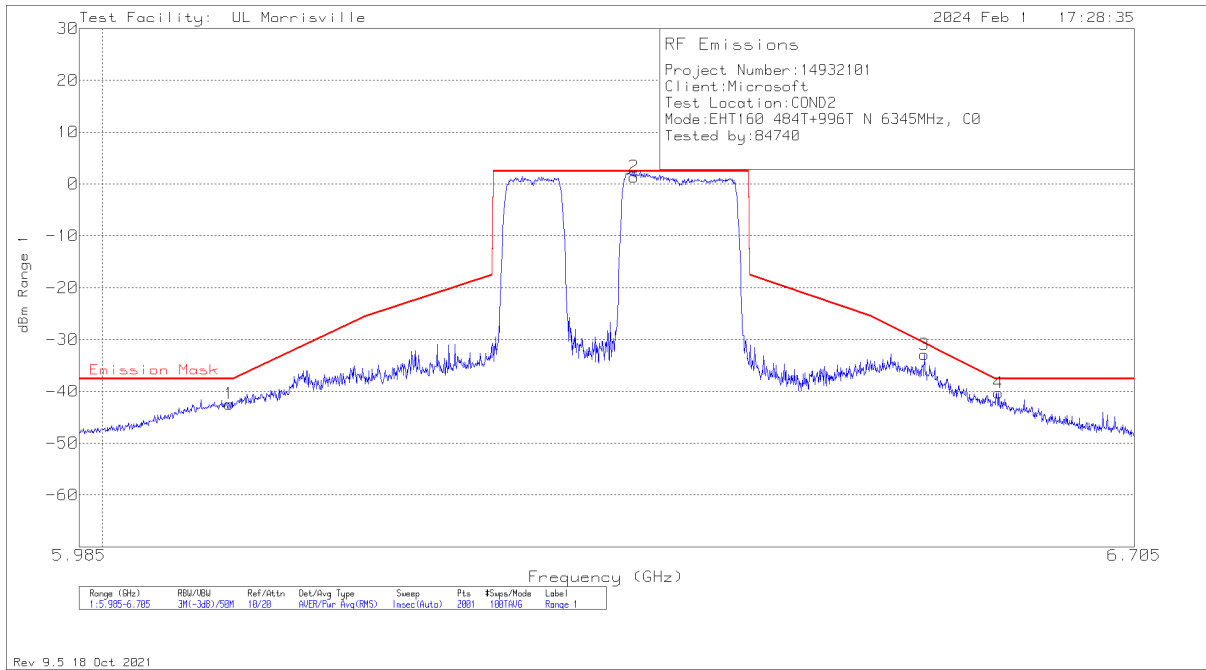
Marker	Frequency (GHz)	Meter Reading (dBm)	Det	Atten (dB)	CBL (dB)	Corrected Reading dBm	Emission Mask	Margin (dB)
1	5.91932	-51.43	RMS	9.9	3.6	-37.93	-36.62	-1.31
2	6.1958	-10.63	RMS	9.9	3.6	2.87	3.38	-5.51
3	6.38768	-42.72	RMS	9.9	3.6	-29.22	-28.73	-4.49
4	6.3974	-44.09	RMS	9.9	3.6	-30.59	-30.07	-5.52
5	6.44996	-50.78	RMS	9.9	3.6	-37.28	-36.62	-6.66

RMS - RMS detection



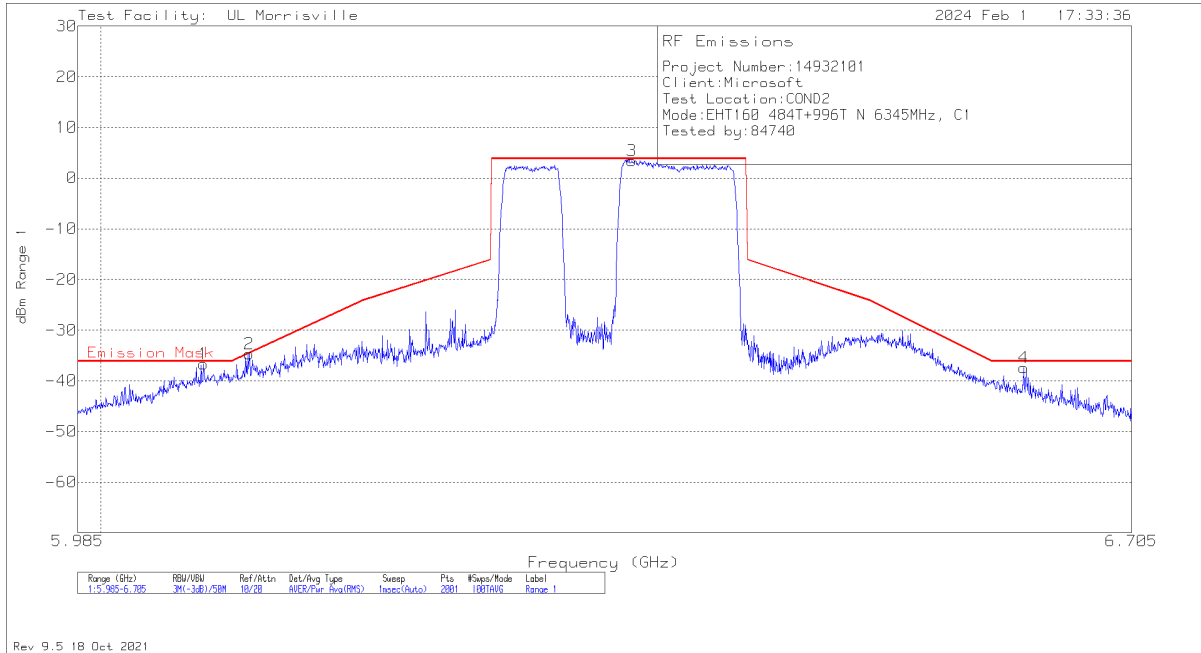
Marker	Frequency (GHz)	Meter Reading (dBm)	Det	Atten (dB)	CBL (dB)	Corrected Reading dBm	Emission Mask	Margin (dB)
1	5.90996	-50.75	RMS	9.8	3.5	-37.45	-36.3	-1.15
2	5.93264	-48.65	RMS	9.8	3.5	-35.35	-35.24	-1.11
3	6.19184	-9.6	RMS	9.8	3.5	3.7	3.7	-8.88
4	6.455	-51.52	RMS	9.8	3.5	-38.22	-36.3	-1.92

RMS - RMS detection



Marker	Frequency (GHz)	Meter Reading (dBm)	Det	Atten (dB)	CBL (dB)	Corrected Reading dBm	Emission Mask	Margin (dB)
1	6.08256	-55.92	RMS	9.9	3.6	-42.42	-37.56	-4.86
2	6.35328	-12.13	RMS	9.9	3.6	1.37	2.44	-1.07
3	6.55524	-46.42	RMS	9.9	3.6	-32.92	-30.72	-2.2
4	6.6078	-53.8	RMS	9.9	3.6	-40.3	-37.56	-2.74

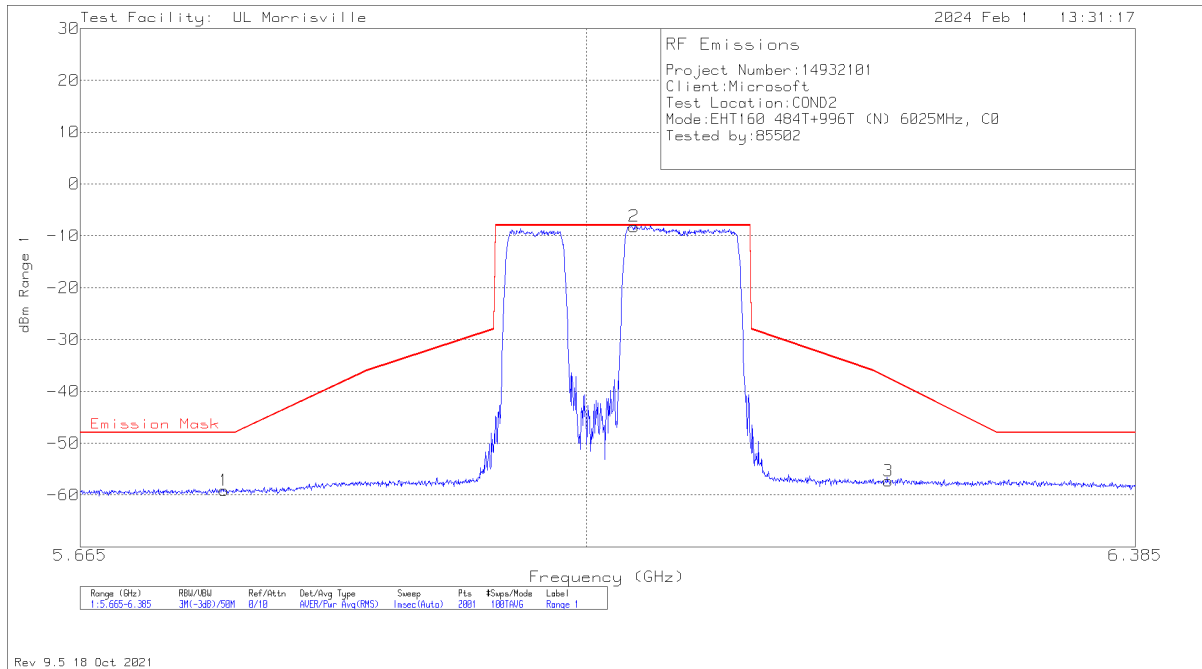
RMS - RMS detection



Marker	Frequency (GHz)	Meter Reading (dBm)	Det	Atten (dB)	CBL (dB)	Corrected Reading dBm	Emission Mask	Margin (dB)
1	6.06672	-49.94	RMS	9.8	3.5	-36.64	-36.16	-.48
2	6.0966	-47.94	RMS	9.8	3.5	-34.64	-34.55	-.09
3	6.35328	-9.84	RMS	9.8	3.5	3.46	3.84	-.38
4	6.6276	-50.71	RMS	9.8	3.5	-37.41	-36.16	-1.25

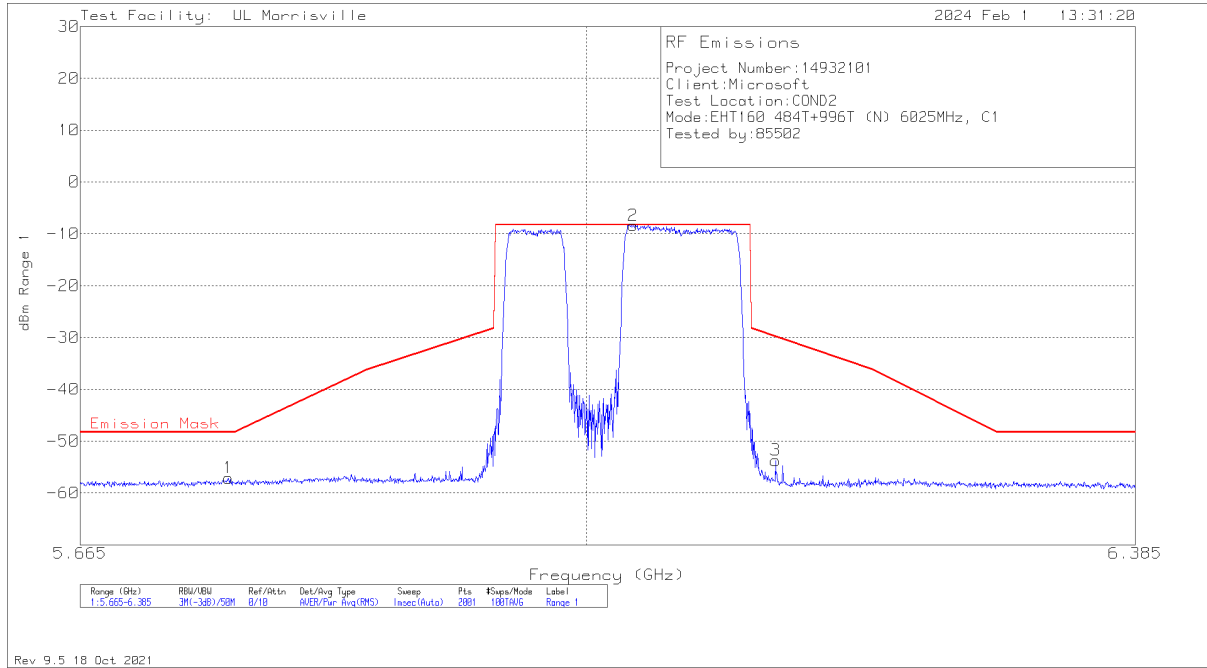
RMS - RMS detection

2TX CHAIN 0 + CHAIN 1 CDD OFDMA MODE: 484T+996T (NON-CONTIGUOUS) LOW POWER INDOOR



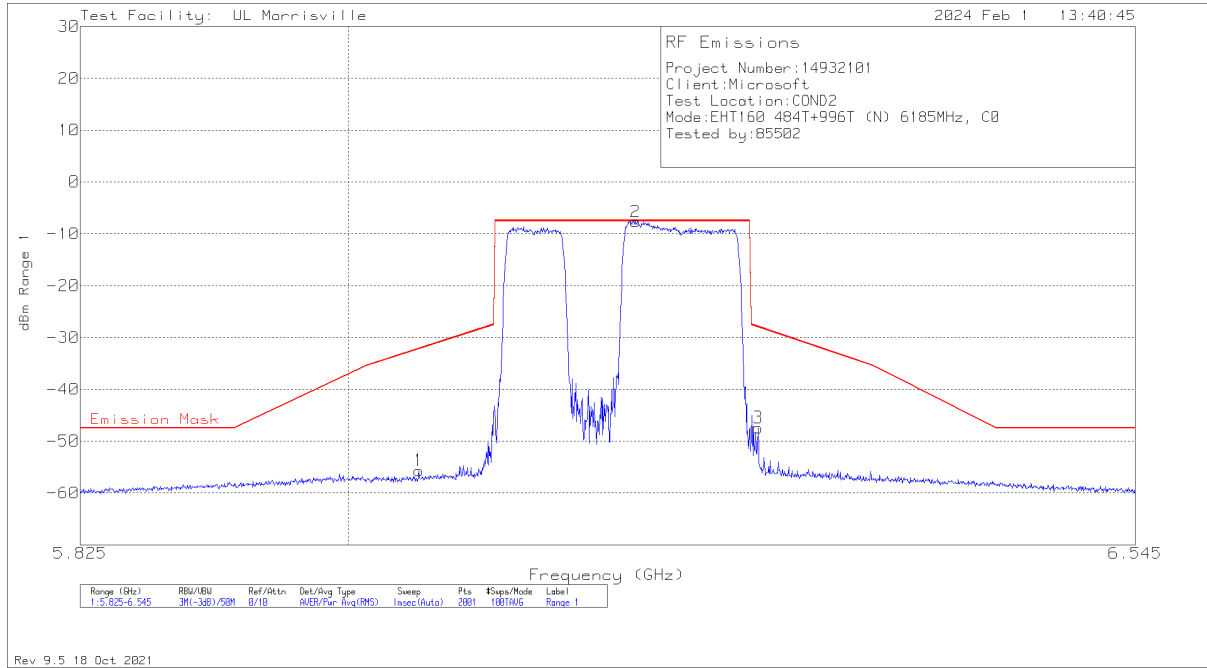
Marker	Frequency (GHz)	Meter Reading (dBm)	Det	Atten (dB)	CBL (dB)	Corrected Reading dBm	Emission Mask	Margin (dB)
1	5.75824	-72.62	RMS	9.9	3.6	-59.12	-47.99	-11.13
2	6.0322	-21.7	RMS	9.9	3.6	-8.2	-7.99	-.21
3	6.2086	-70.79	RMS	9.9	3.6	-57.29	-37.46	-19.83

RMS - RMS detection



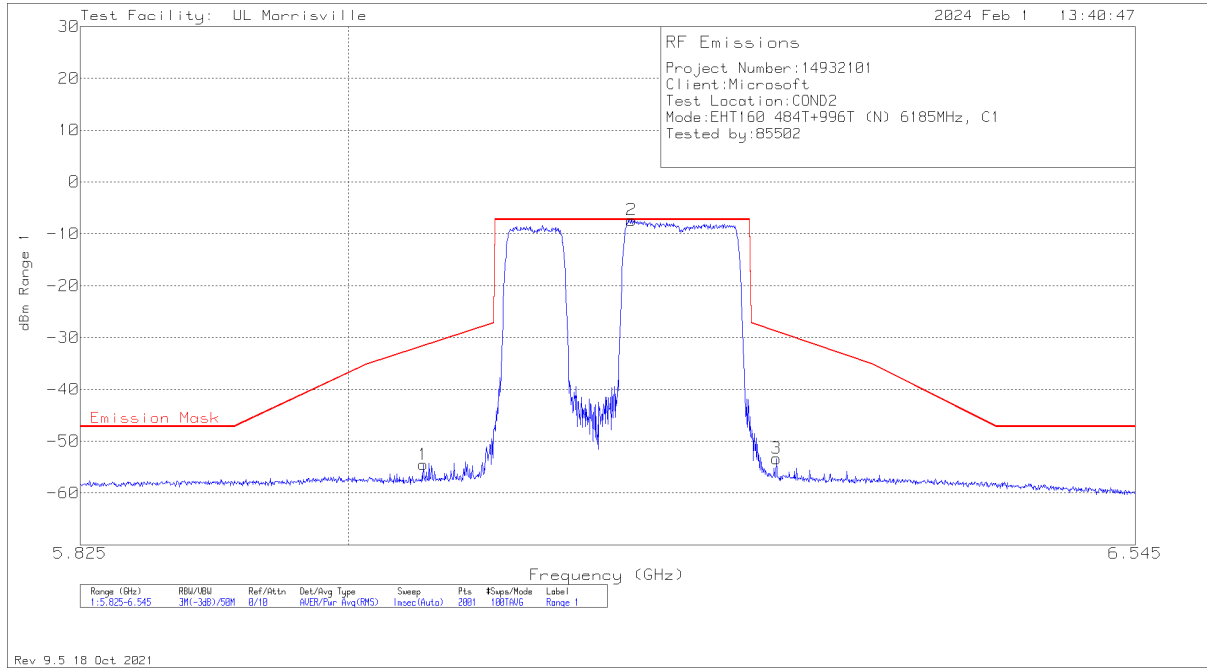
Marker	Frequency (GHz)	Meter Reading (dBm)	Det	Atten (dB)	CBL (dB)	Corrected Reading dBm	Emission Mask	Margin (dB)
1	5.76112	-70.4	RMS	9.8	3.5	-57.1	-48.27	-8.83
2	6.03148	-21.7	RMS	9.8	3.5	-8.4	-8.27	-.13
3	6.12976	-67	RMS	9.8	3.5	-53.7	-29.86	-23.84

RMS - RMS detection



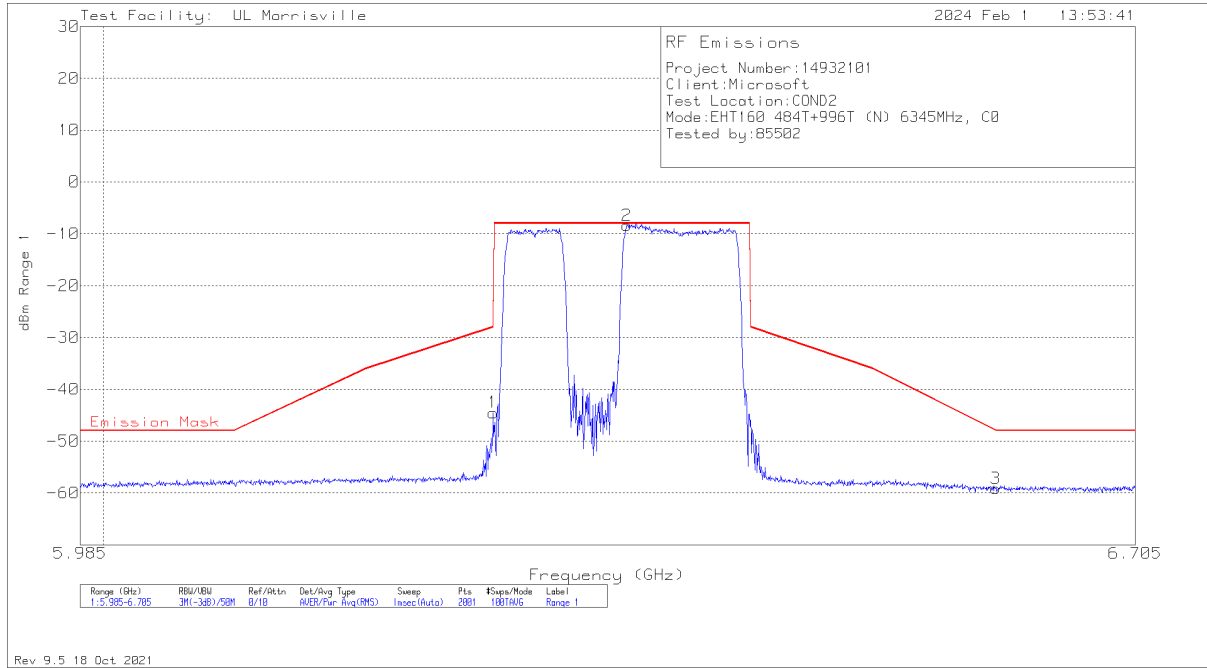
Marker	Frequency (GHz)	Meter Reading (dBm)	Det	Atten (dB)	CBL (dB)	Corrected Reading dBm	Emission Mask	Margin (dB)
1	6.04712	-69.18	RMS	9.9	3.6	-55.68	-32.17	-23.51
2	6.19364	-21.15	RMS	9.9	3.6	-7.65	-7.49	-.16
3	6.27788	-60.93	RMS	9.9	3.6	-47.43	-27.95	-19.48

RMS - RMS detection



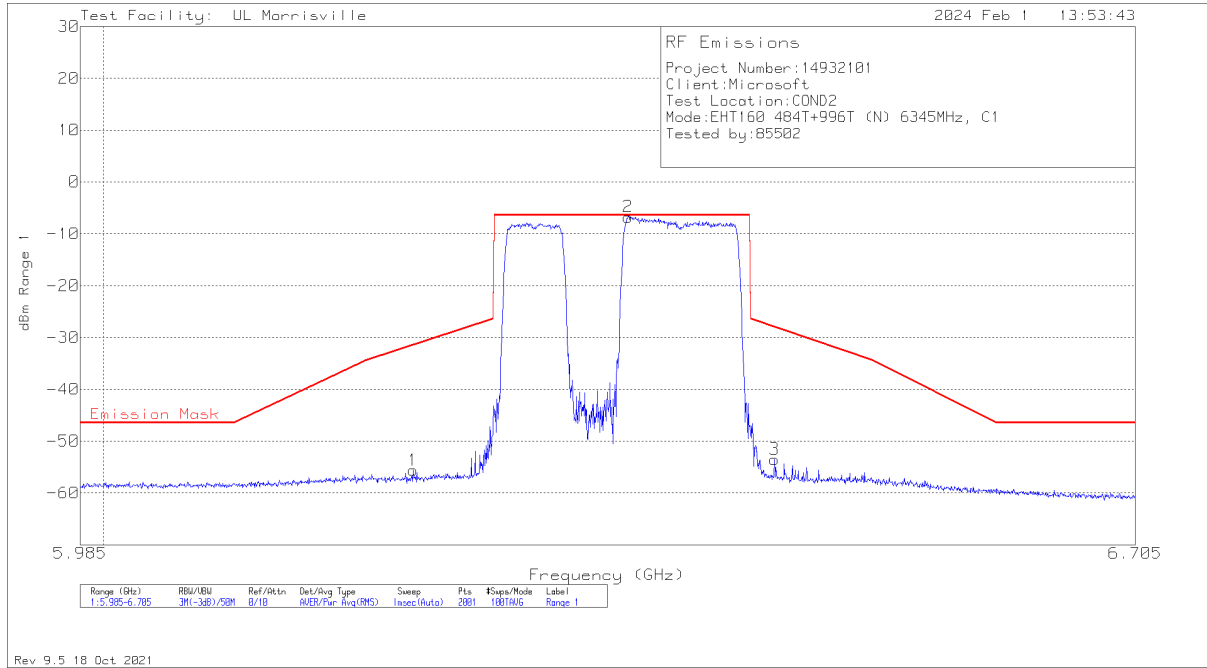
Marker	Frequency (GHz)	Meter Reading (dBm)	Det	Atten (dB)	CBL (dB)	Corrected Reading dBm	Emission Mask	Margin (dB)
1	6.05	-67.8	RMS	9.8	3.5	-54.5	-31.63	-22.87
2	6.19076	-20.65	RMS	9.8	3.5	-7.35	-7.22	-.13
3	6.29048	-66.64	RMS	9.8	3.5	-53.34	-28.87	-24.47

RMS - RMS detection



Marker	Frequency (GHz)	Meter Reading (dBm)	Det	Atten (dB)	CBL (dB)	Corrected Reading dBm	Emission Mask	Margin (dB)
1	6.25716	-57.99	RMS	9.9	3.6	-44.49	-24.78	-19.71
2	6.34788	-21.87	RMS	9.9	3.6	-8.37	-7.98	-.39
3	6.60492	-72.62	RMS	9.9	3.6	-59.12	-47.97	-11.15

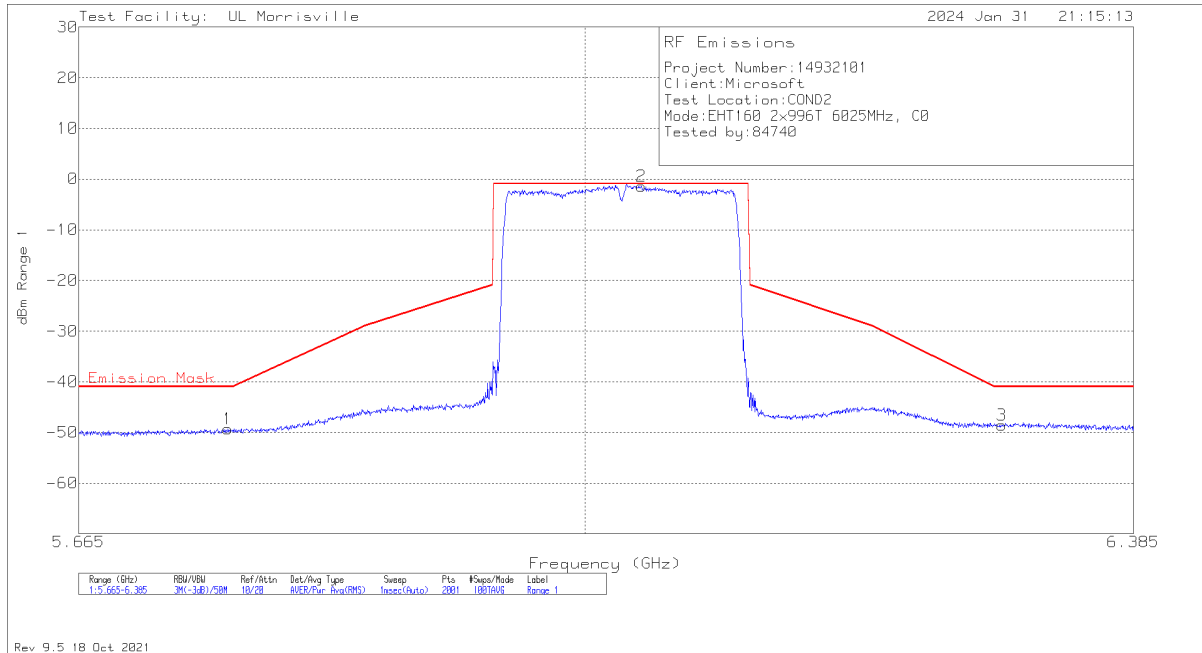
RMS - RMS detection



Marker	Frequency (GHz)	Meter Reading (dBm)	Det	Atten (dB)	CBL (dB)	Corrected Reading dBm	Emission Mask	Margin (dB)
1	6.20352	-68.92	RMS	9.8	3.5	-55.62	-31.45	-24.17
2	6.3486	-20.03	RMS	9.8	3.5	-6.73	-6.43	-.3
3	6.4494	-66.8	RMS	9.8	3.5	-53.5	-27.98	-25.52

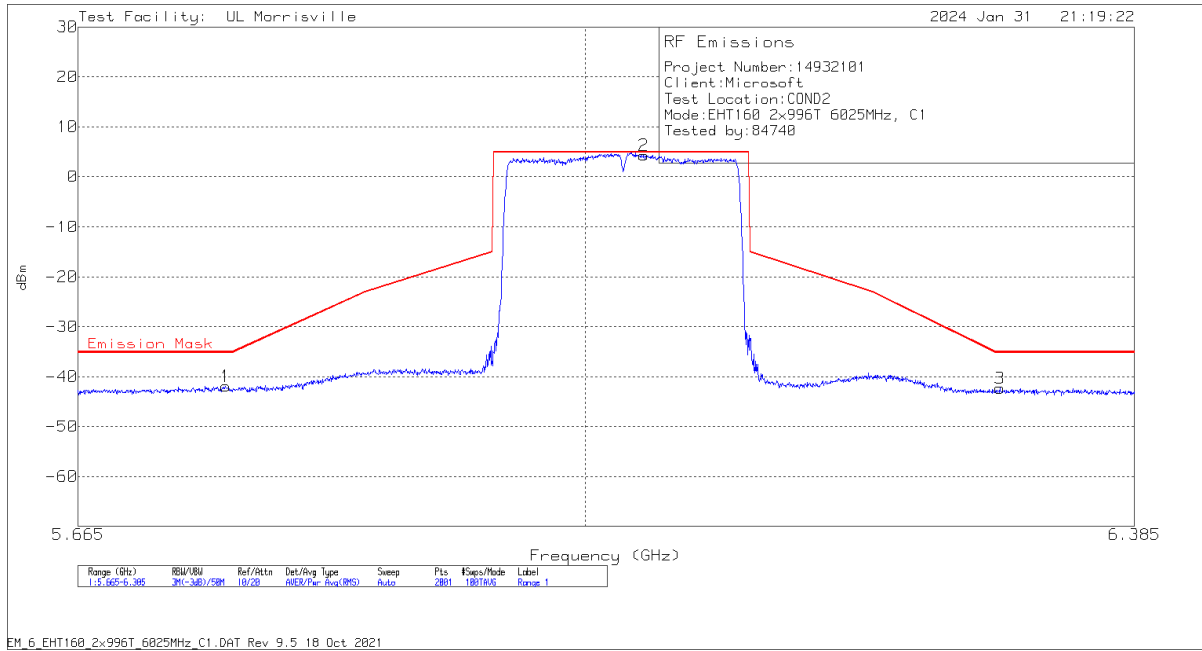
RMS - RMS detection

2TX CHAIN 0 + CHAIN 1 CDD OFDMA MODE: 2x996T STANDARD POWER



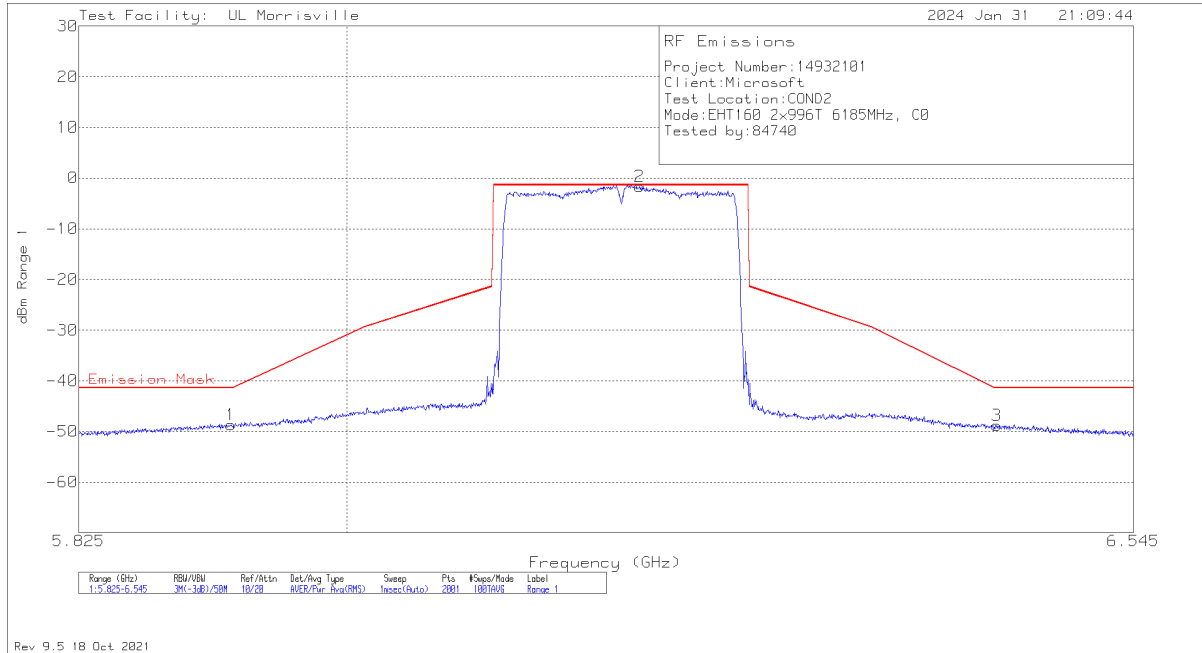
Marker	Frequency (GHz)	Meter Reading (dBm)	Det	Atten (dB)	CBL (dB)	Corrected Reading dBm	Emission Mask	Margin (dB)
1	5.76148	-62.74	RMS	9.9	3.6	-49.24	-40.94	-8.3
2	6.03832	-14.88	RMS	9.9	3.6	-1.38	-.94	-.44
3	6.29032	-62.05	RMS	9.9	3.6	-48.55	-40.94	-7.61

RMS - RMS detection



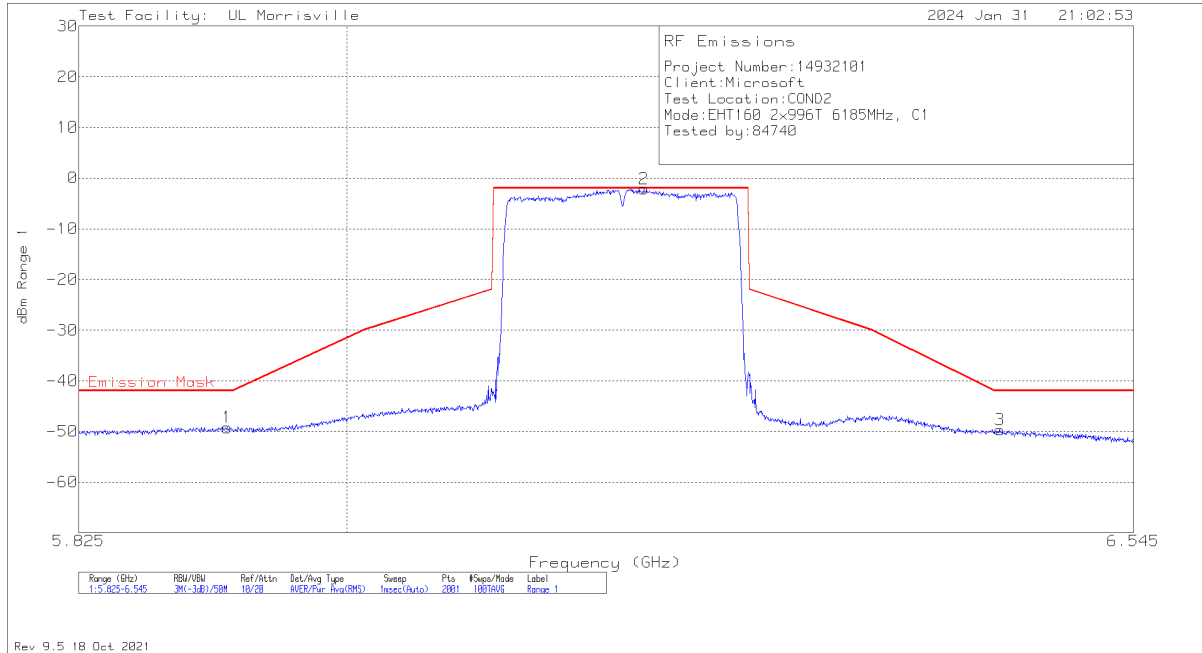
Marker	Frequency (GHz)	Meter Reading (dBm)	Det	Atten (dB)	CBL (dB)	Corrected Reading dBm	Emission Mask	Margin (dB)
1	5.7604	-61.54	RMS	9.8	9.8	-41.94	-35.09	-6.85
2	6.03976	-15.3	RMS	9.8	9.8	4.3	4.91	-6.1
3	6.28852	-61.92	RMS	9.8	9.8	-42.32	-35.09	-7.23

RMS - RMS detection



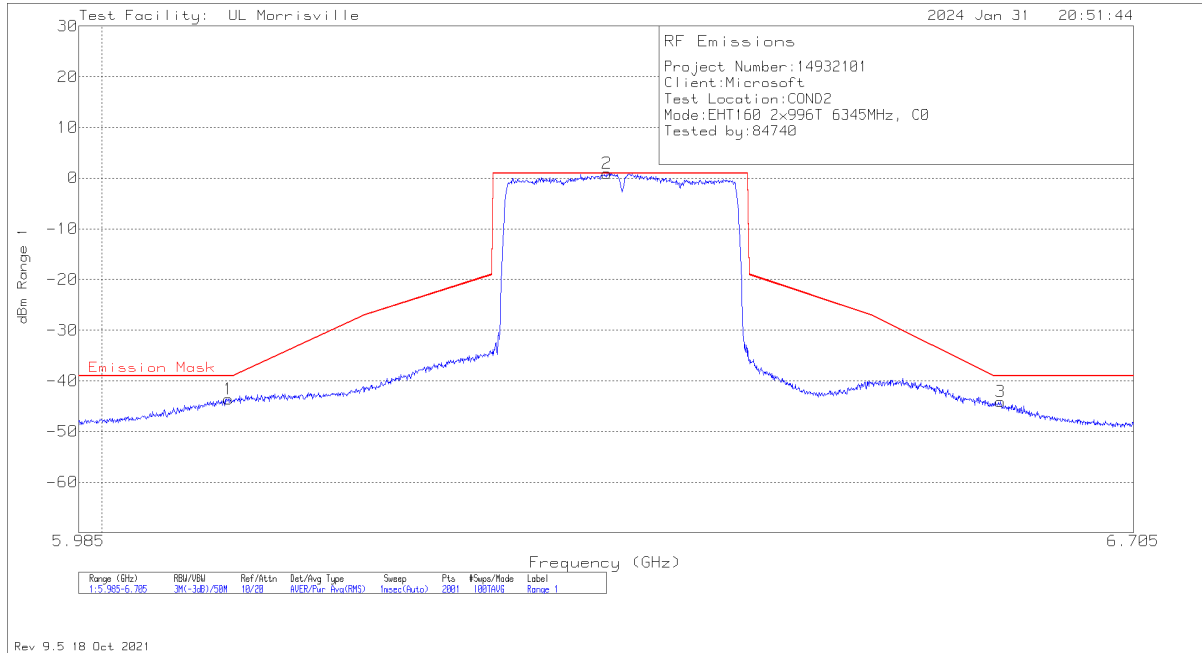
Marker	Frequency (GHz)	Meter Reading (dBm)	Det	Atten (dB)	CBL (dB)	Corrected Reading dBm	Emission Mask	Margin (dB)
1	5.924	-62.13	RMS	9.9	3.6	-48.63	-41.38	-7.25
2	6.19724	-15.11	RMS	9.9	3.6	-1.61	-1.38	-2.23
3	6.44708	-62.24	RMS	9.9	3.6	-48.74	-41.38	-7.36

RMS - RMS detection



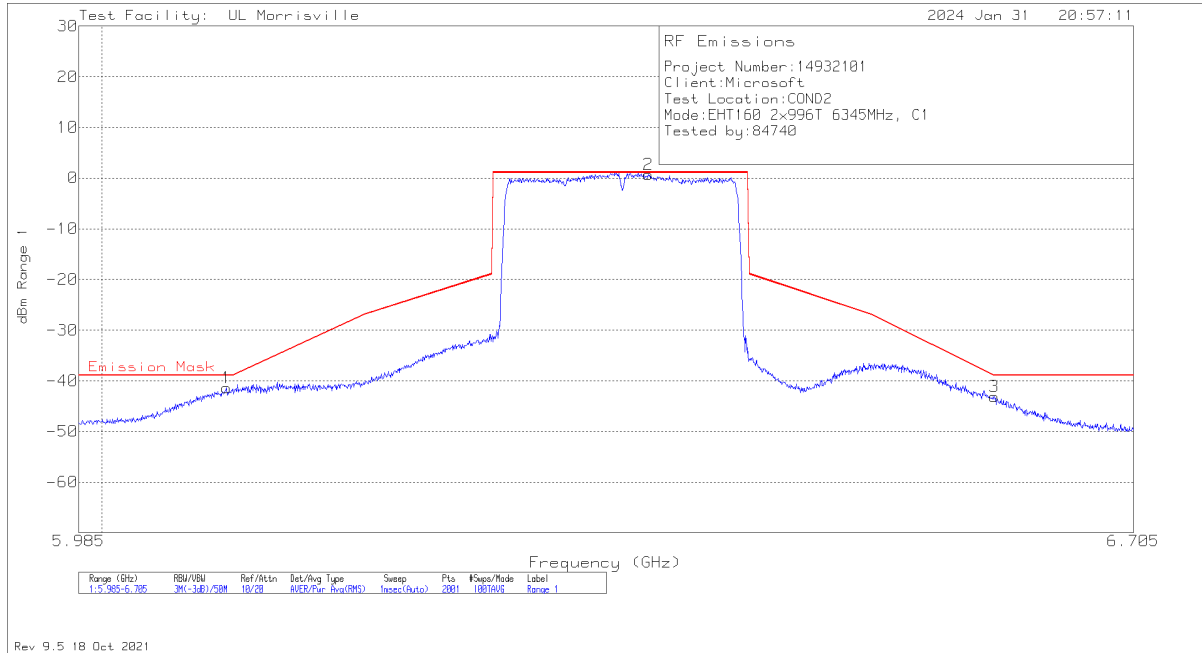
Marker	Frequency (GHz)	Meter Reading (dBm)	Det	Atten (dB)	CBL (dB)	Corrected Reading dBm	Emission Mask	Margin (dB)
1	5.92148	-61.52	RMS	9.8	2.5	-49.22	-41.96	-7.26
2	6.20048	-14.44	RMS	9.8	2.5	-2.14	-1.96	-1.18
3	6.44924	-61.99	RMS	9.8	2.5	-49.69	-41.96	-7.73

RMS - RMS detection



Marker	Frequency (GHz)	Meter Reading (dBm)	Det	Atten (dB)	CBL (dB)	Corrected Reading dBm	Emission Mask	Margin (dB)
1	6.0822	-57.06	RMS	9.9	3.6	-43.56	-39.06	-4.5
2	6.33528	-12.56	RMS	9.9	3.6	.94	.94	-4.44
3	6.6096	-57.56	RMS	9.9	3.6	-44.06	-39.06	-5

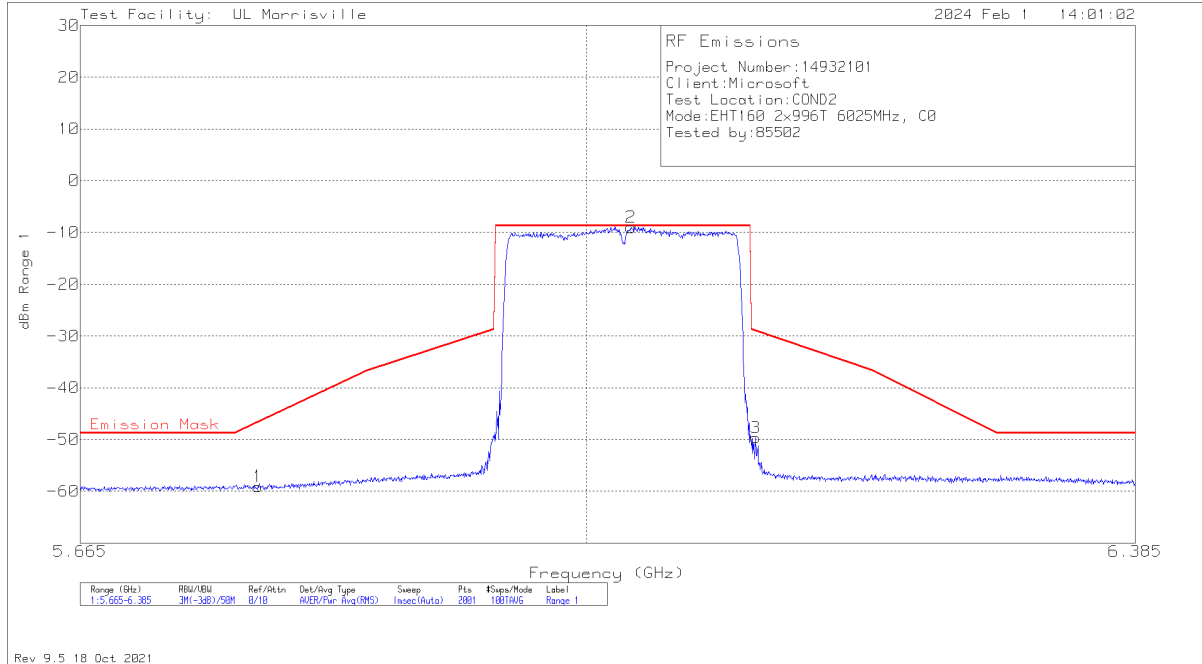
RMS - RMS detection



Marker	Frequency (GHz)	Meter Reading (dBm)	Det	Atten (dB)	CBL (dB)	Corrected Reading dBm	Emission Mask	Margin (dB)
1	6.08112	-53.72	RMS	9.8	2.5	-41.42	-38.93	-2.49
2	6.36372	-11.63	RMS	9.8	2.5	.67	1.07	-.4
3	6.60528	-55.39	RMS	9.8	2.5	-43.09	-38.93	-4.16

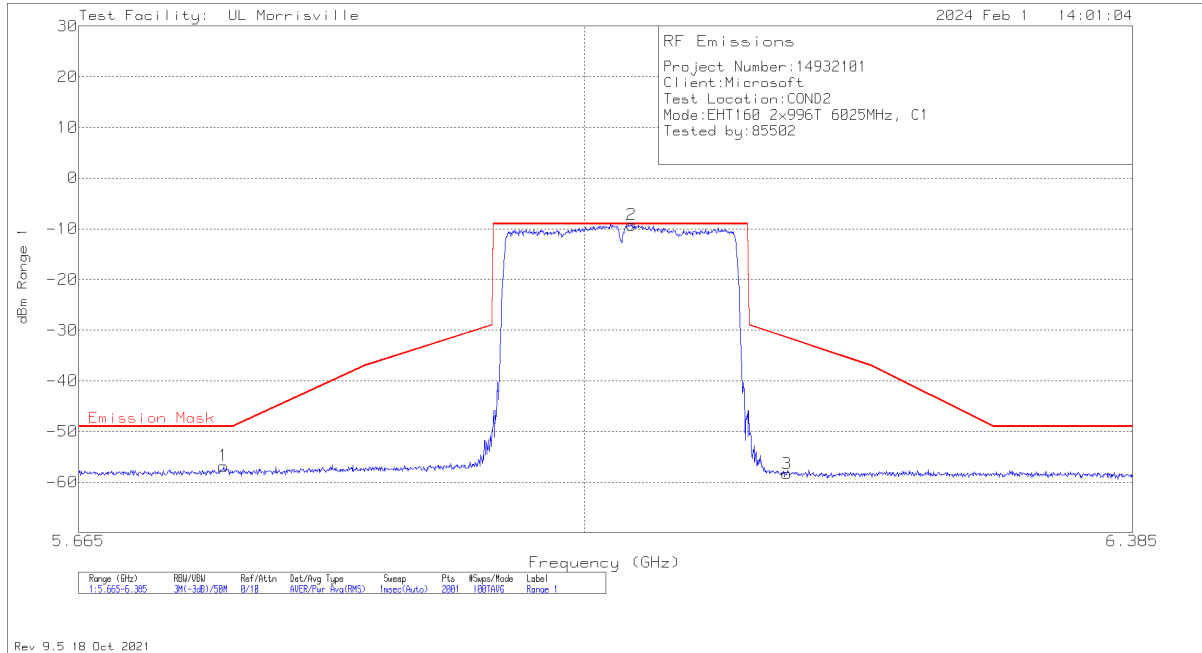
RMS - RMS detection

2TX CHAIN 0 + CHAIN 1 CDD OFDMA MODE: 2x996T LOW POWER INDOOR



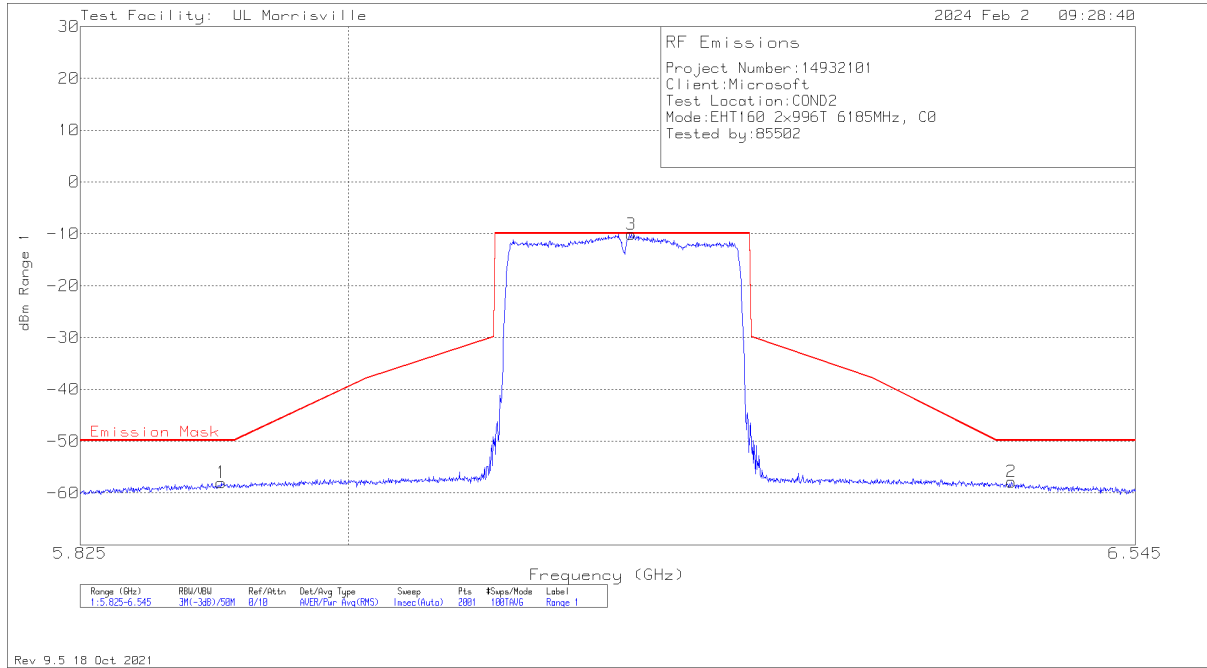
Marker	Frequency (GHz)	Meter Reading (dBm)	Det	Atten (dB)	CBL (dB)	Corrected Reading dBm	Emission Mask	Margin (dB)
1	5.7802	-72.6	RMS	9.9	3.6	-59.1	-46.63	-12.47
2	6.03004	-22.51	RMS	9.9	3.6	-9.01	-8.74	-.27
3	6.11608	-63.14	RMS	9.9	3.6	-49.64	-29.03	-20.61

RMS - RMS detection



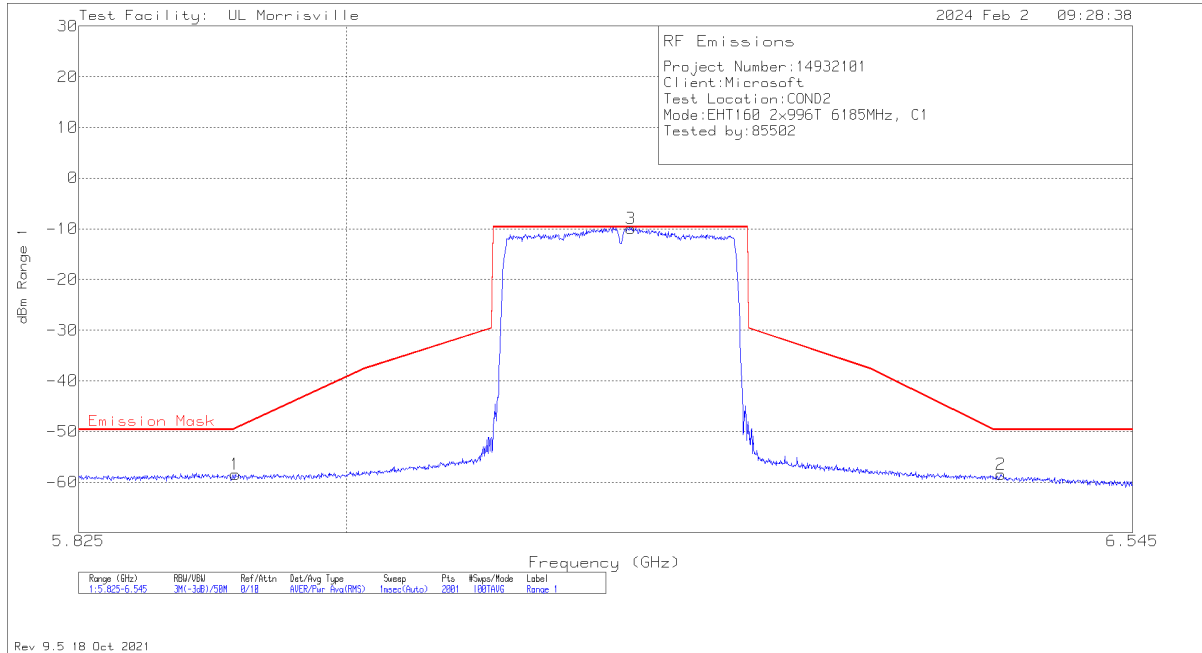
Marker	Frequency (GHz)	Meter Reading (dBm)	Det	Atten (dB)	CBL (dB)	Corrected Reading dBm	Emission Mask	Margin (dB)
1	5.75896	-70.07	RMS	9.8	3.5	-56.77	-49.02	-7.75
2	6.03184	-22.55	RMS	9.8	3.5	-9.25	-9.02	-.23
3	6.13912	-71.64	RMS	9.8	3.5	-58.34	-31.49	-26.85

RMS - RMS detection



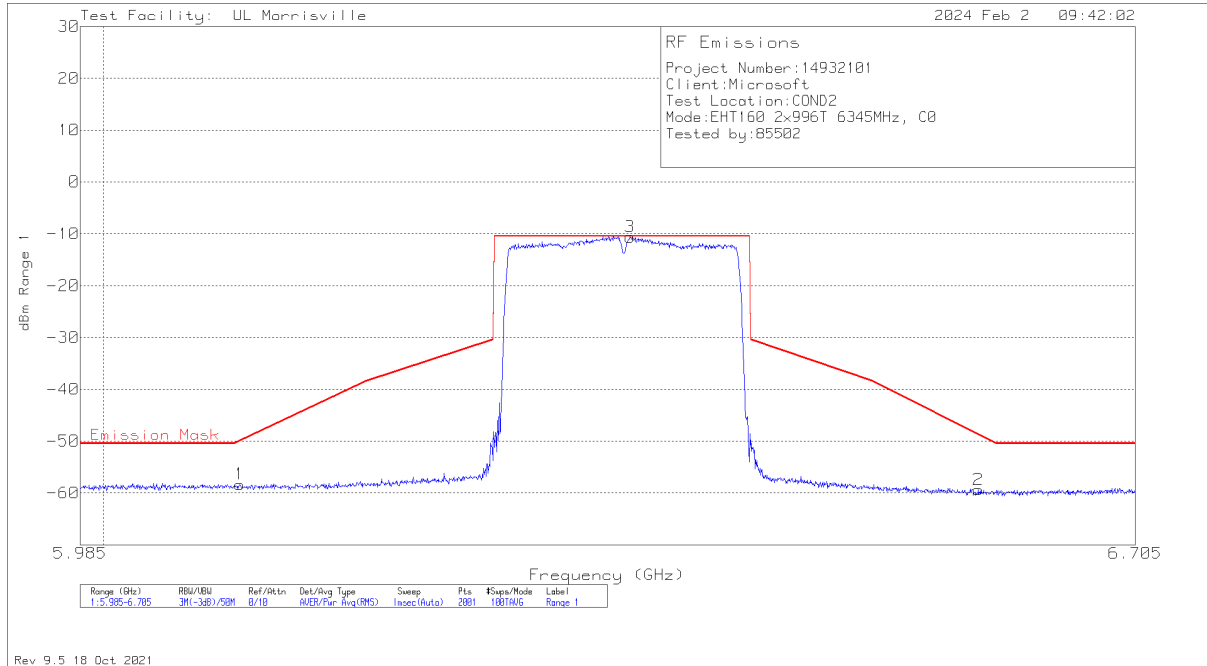
Marker	Frequency (GHz)	Meter Reading (dBm)	Det	Atten (dB)	CBL (dB)	Corrected Reading dBm	Emission Mask	Margin (dB)
1	5.91644	-71.5	RMS	9.9	3.6	-58	-49.89	-8.11
3	6.1904	-23.58	RMS	9.9	3.6	-10.08	-9.89	-.19
2	6.45608	-71.33	RMS	9.9	3.6	-57.83	-49.89	-7.94

RMS - RMS detection



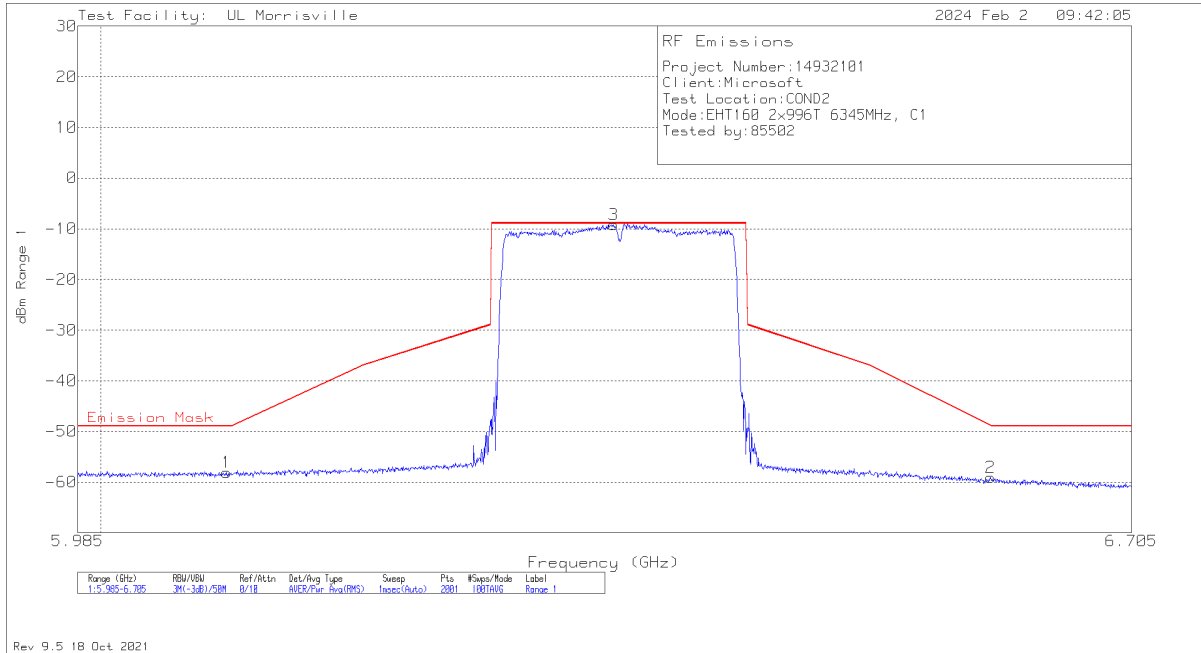
Marker	Frequency (GHz)	Meter Reading (dBm)	Det	Atten (dB)	CBL (dB)	Corrected Reading dBm	Emission Mask	Margin (dB)
1	5.92688	-71.76	RMS	9.8	3.5	-58.46	-49.37	-9.09
3	6.19184	-23.24	RMS	9.8	3.5	-9.94	-9.63	-.31
2	6.45068	-71.78	RMS	9.8	3.5	-58.48	-49.63	-8.85

RMS - RMS detection



Marker	Frequency(GHz)	Meter Reading (dBm)	Det	Atten (dB)	CBL (dB)	Corrected Reading dBm	Emission Mask	Margin (dB)
1	6.08868	-71.82	RMS	9.9	3.6	-58.32	-49.94	-8.38
3	6.35004	-24.1	RMS	9.9	3.6	-10.6	-10.45	-.15
2	6.59268	-72.85	RMS	9.9	3.6	-59.35	-48.76	-10.59

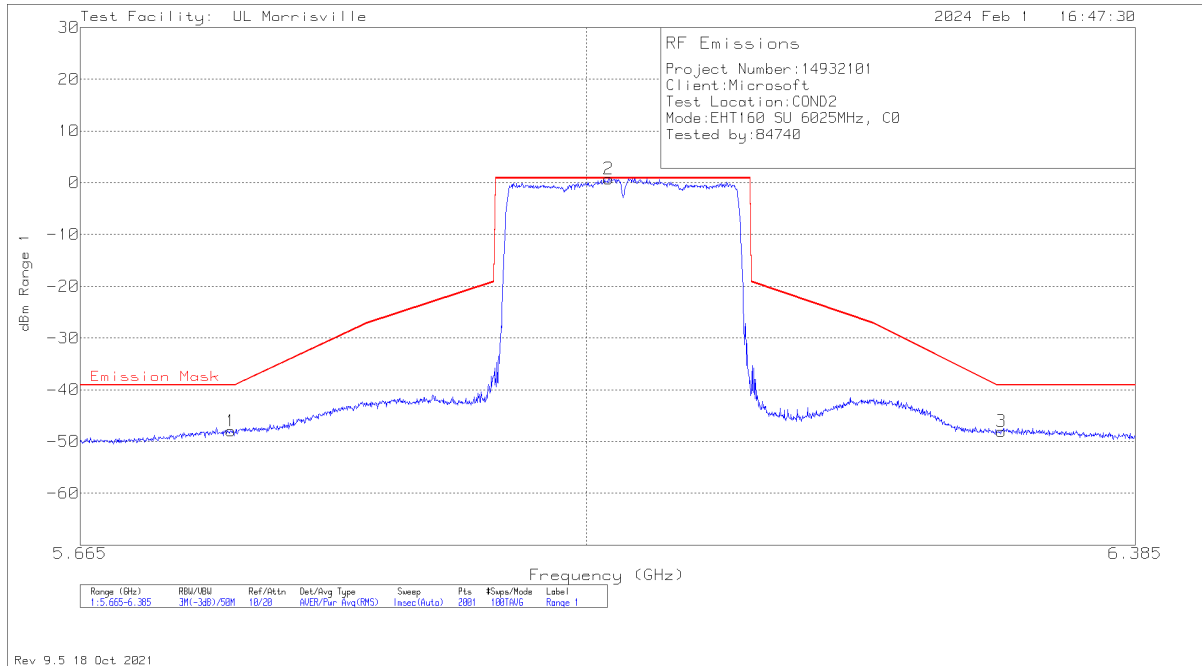
RMS - RMS detection



Marker	Frequency (GHz)	Meter Reading (dBm)	Det	Atten (dB)	CBL (dB)	Corrected Reading dBm	Emission Mask	Margin (dB)
1	6.08184	-71.42	RMS	9.8	3.5	-58.12	-48.94	-9.18
3	6.34104	-22.45	RMS	9.8	3.5	-9.15	-8.94	-.21
2	6.60384	-72.4	RMS	9.8	3.5	-59.1	-48.78	-10.32

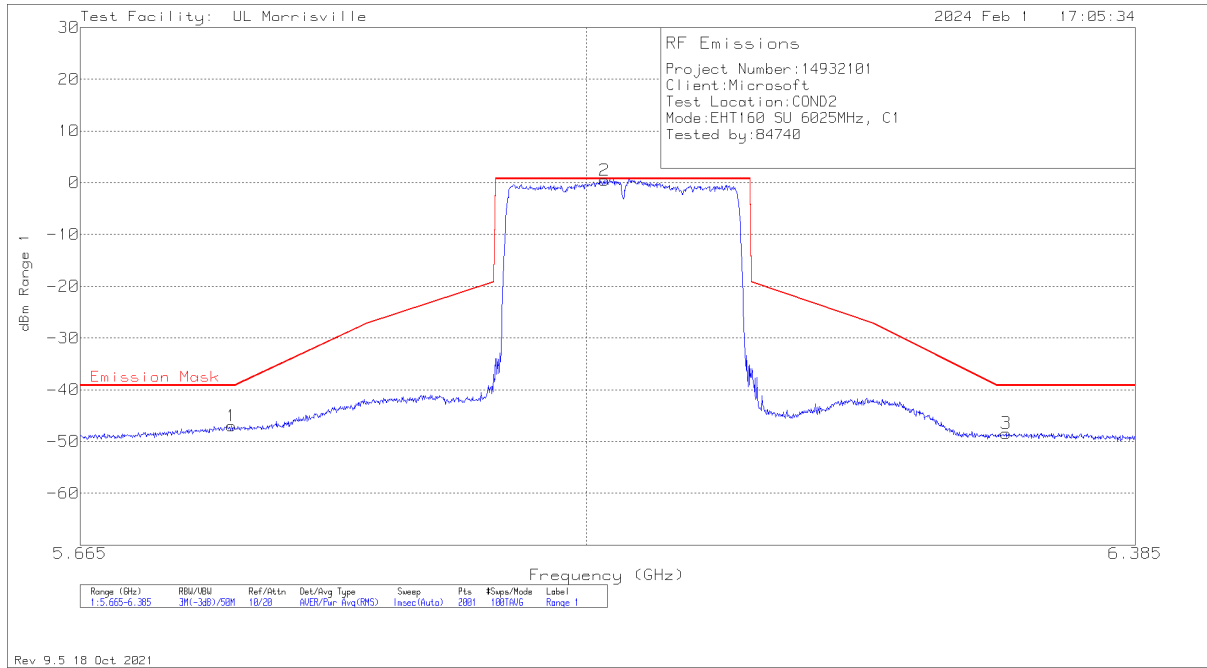
RMS - RMS detection

2TX CHAIN 0 + CHAIN 1 CDD OFDMA MODE: SU STANDARD POWER



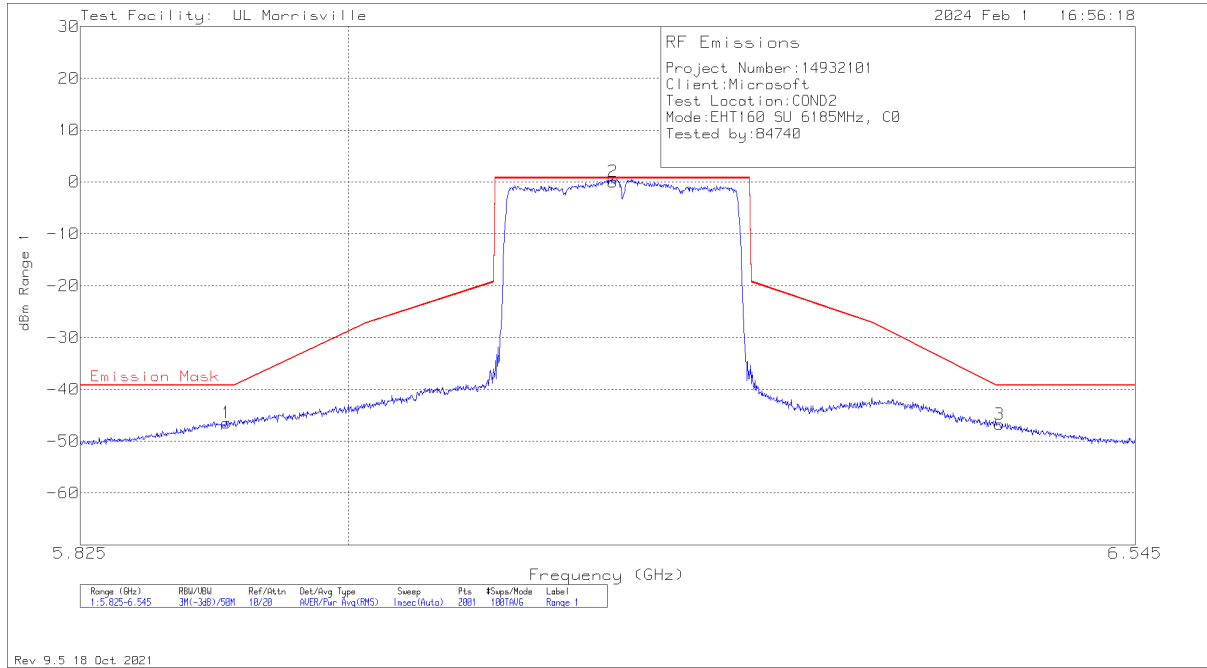
Marker	Frequency (GHz)	Meter Reading (dBm)	Det	Atten (dB)	CBL (dB)	Corrected Reading dBm	Emission Mask	Margin (dB)
1	5.76256	-61.47	RMS	9.9	3.6	-47.97	-39.12	-8.85
2	6.01492	-12.75	RMS	9.9	3.6	.75	.88	-.13
3	6.28888	-61.52	RMS	9.9	3.6	-48.02	-39.12	-8.9

RMS - RMS detection



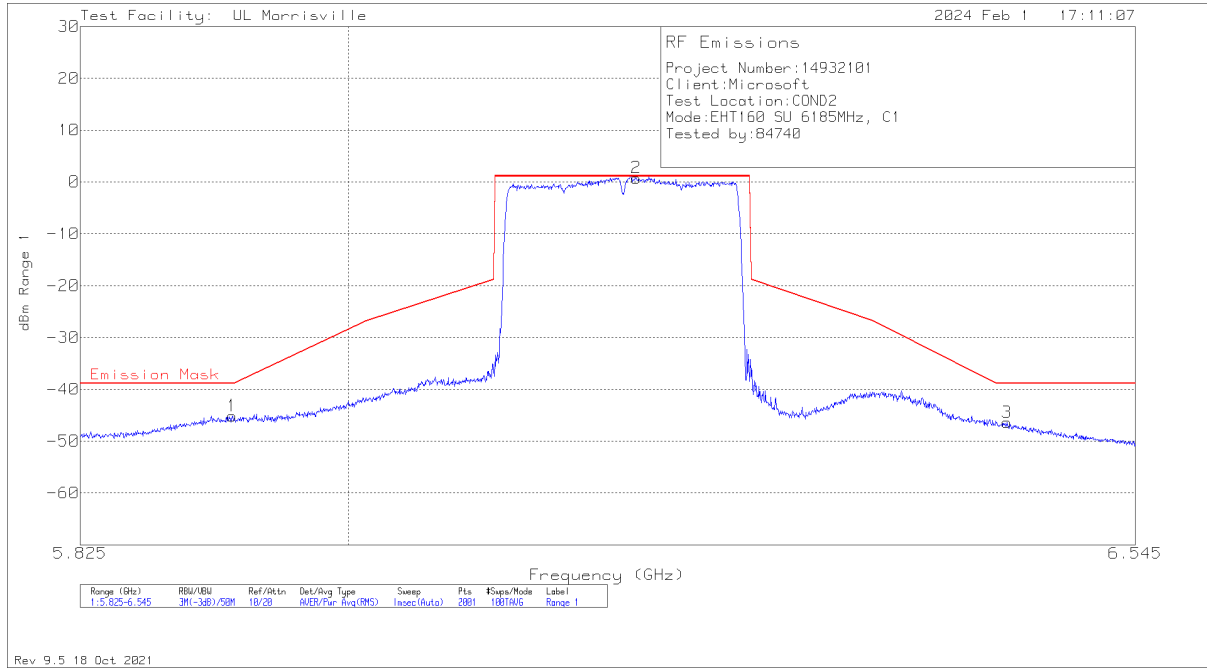
Marker	Frequency (GHz)	Meter Reading (dBm)	Det	Atten (dB)	CBL (dB)	Corrected Reading dBm	Emission Mask	Margin (dB)
1	5.76292	-60.27	RMS	9.8	3.5	-46.97	-39.21	-7.76
2	6.01204	-12.81	RMS	9.8	3.5	.49	.79	-.3
3	6.29212	-61.7	RMS	9.8	3.5	-48.4	-39.21	-9.19

RMS - RMS detection



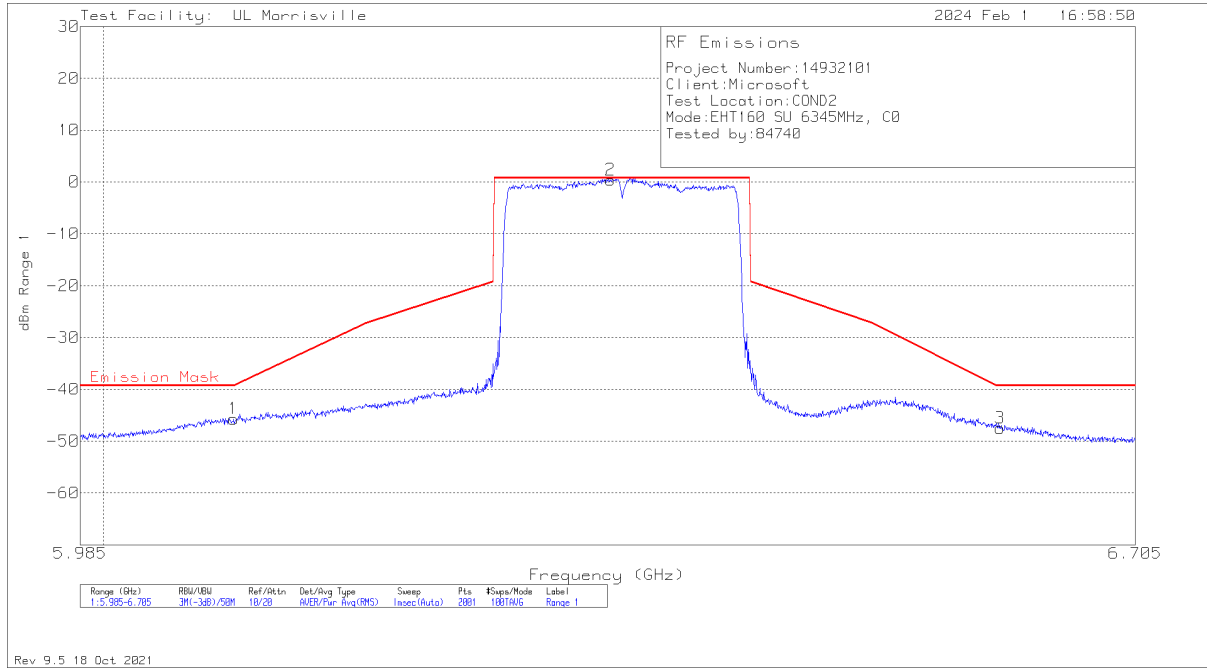
Marker	Frequency (GHz)	Meter Reading (dBm)	Det	Atten (dB)	CBL (dB)	Corrected Reading dBm	Emission Mask	Margin (dB)
1	5.92004	-59.98	RMS	9.9	3.6	-46.48	-39.23	-7.25
2	6.17816	-13.42	RMS	9.9	3.6	.08	.77	-.69
3	6.44744	-60.23	RMS	9.9	3.6	-46.73	-39.23	-7.5

RMS - RMS detection



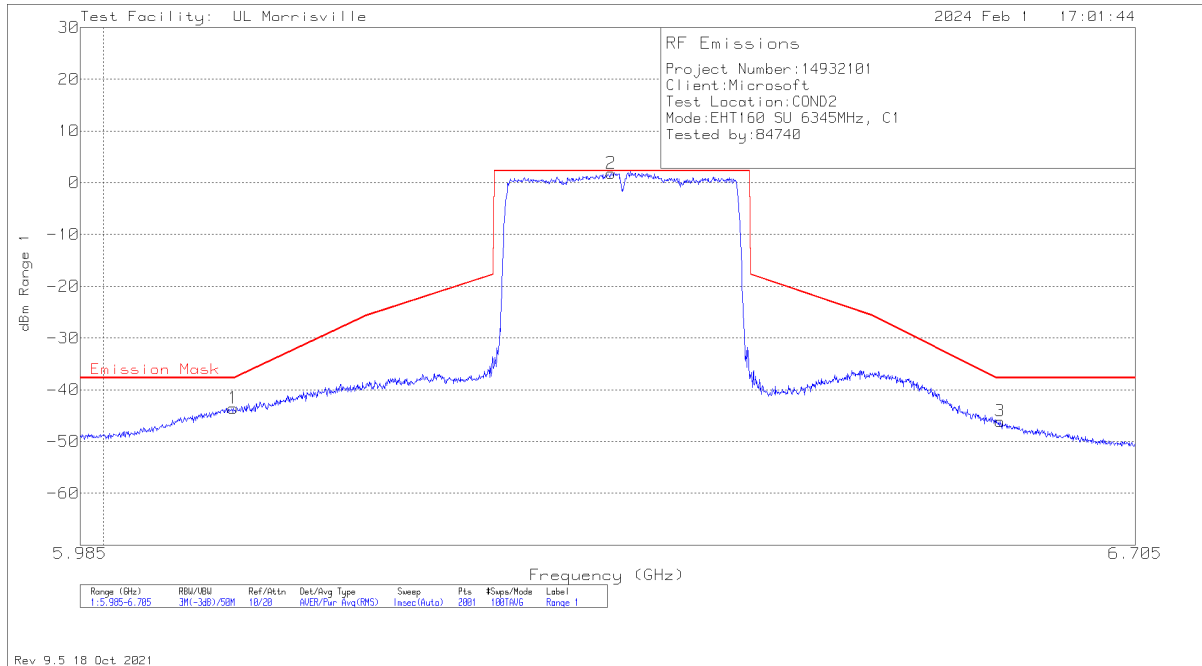
Marker	Frequency (GHz)	Meter Reading (dBm)	Det	Atten (dB)	CBL (dB)	Corrected Reading dBm	Emission Mask	Margin (dB)
1	5.92364	-58.44	RMS	9.8	3.5	-45.14	-38.85	-6.29
2	6.194	-12.51	RMS	9.8	3.5	.79	1.15	-.36
3	6.45284	-59.67	RMS	9.8	3.5	-46.37	-38.85	-7.52

RMS - RMS detection



Marker	Frequency (GHz)	Meter Reading (dBm)	Det	Atten (dB)	CBL (dB)	Corrected Reading dBm	Emission Mask	Margin (dB)
1	6.08472	-59.19	RMS	9.9	3.6	-45.69	-39.27	-6.42
2	6.33672	-13.09	RMS	9.9	3.6	.41	.73	-.32
3	6.60816	-60.99	RMS	9.9	3.6	-47.49	-39.27	-8.22

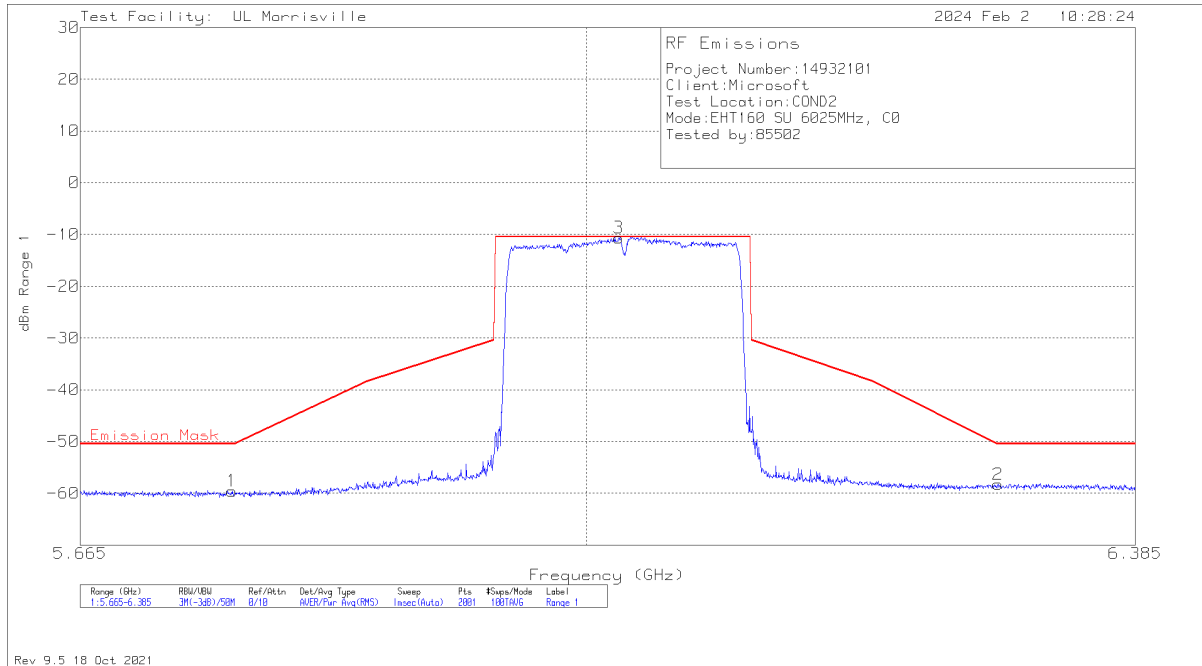
RMS - RMS detection



Marker	Frequency (GHz)	Meter Reading (dBm)	Det	Atten (dB)	CBL (dB)	Corrected Reading dBm	Emission Mask	Margin (dB)
1	6.08436	-56.83	RMS	9.8	3.5	-43.53	-37.73	-5.8
2	6.33708	-11.46	RMS	9.8	3.5	1.84	2.27	-4.3
3	6.60816	-59.36	RMS	9.8	3.5	-46.06	-37.73	-8.33

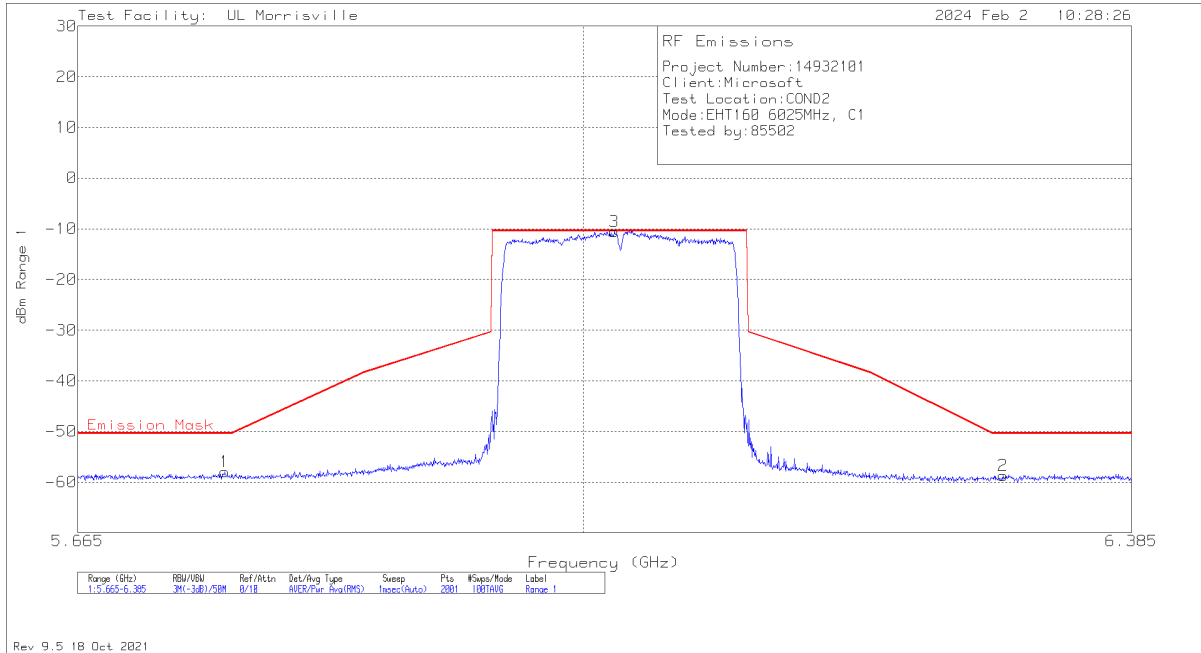
RMS - RMS detection

2TX CHAIN 0 + CHAIN 1 CDD OFDMA MODE: SU LOW POWER INDOOR



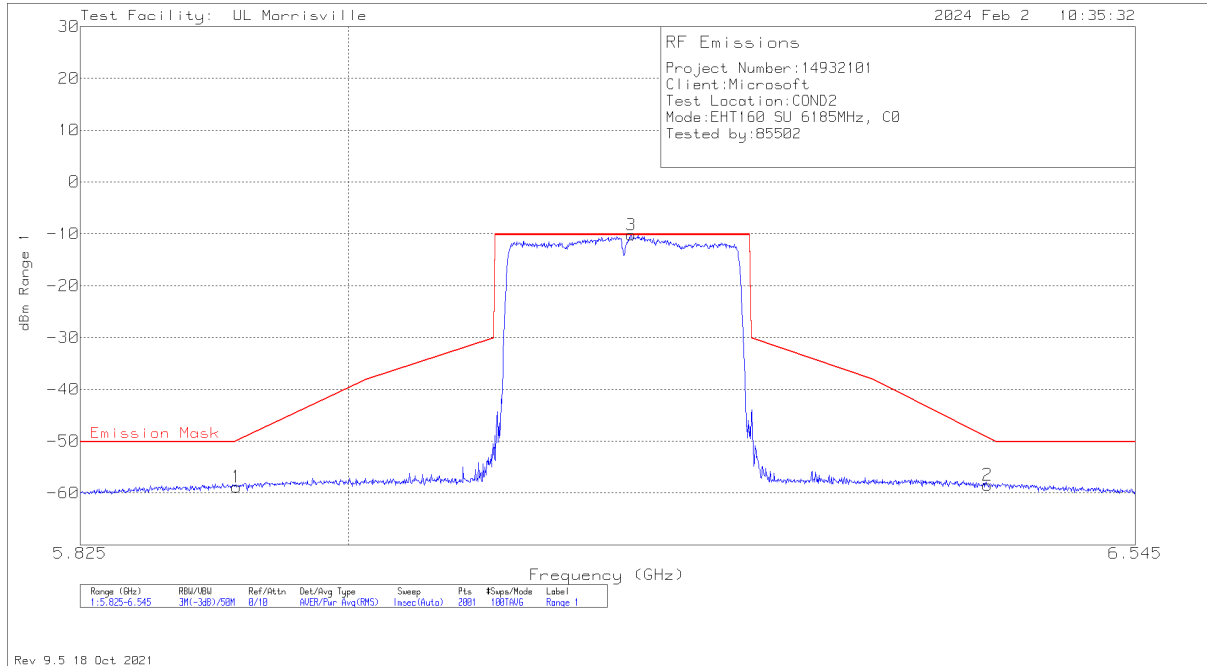
Marker	Frequency (GHz)	Meter Reading (dBm)	Det	Atten (dB)	CBL (dB)	Corrected Reading dBm	Emission Mask	Margin (dB)
1	5.76328	-73.05	RMS	9.9	3.6	-59.55	-50.46	-9.09
3	6.02176	-24.15	RMS	9.9	3.6	-10.65	-10.46	-.19
2	6.28636	-71.79	RMS	9.9	3.6	-58.29	-50.46	-7.83

RMS - RMS detection



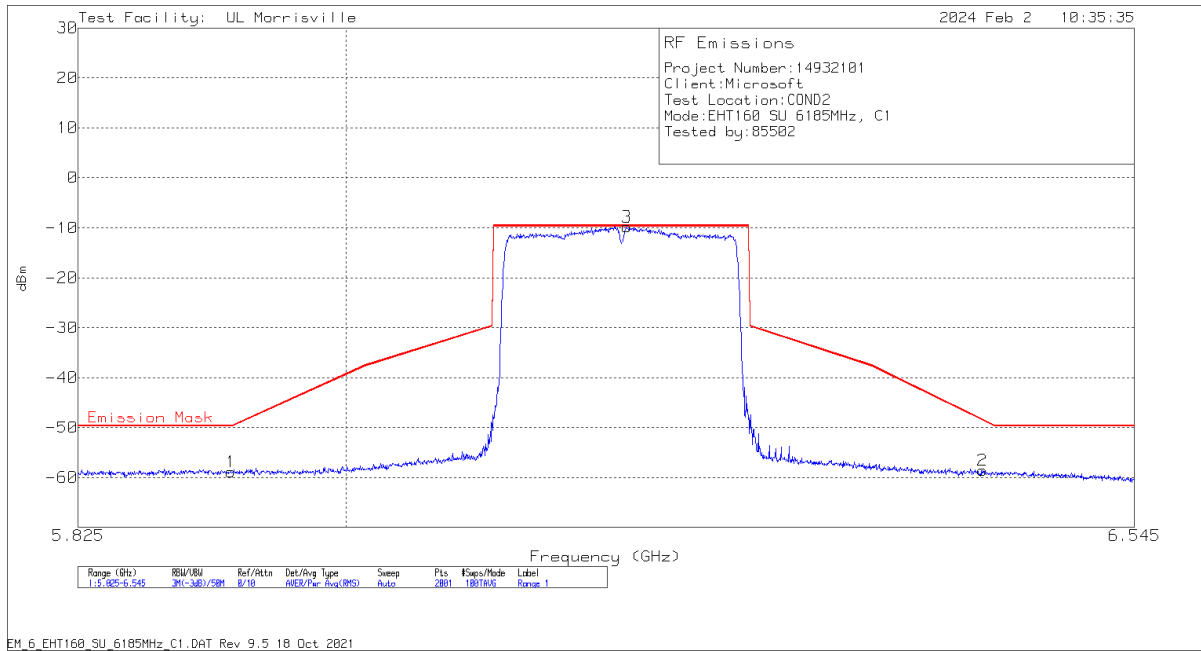
Marker	Frequency (GHz)	Meter Reading (dBm)	Det	Atten (dB)	CBL (dB)	Corrected Reading dBm	Emission Mask	Margin (dB)
1	5.7604	-71.26	RMS	9.8	3.5	-57.96	-50.4	-7.56
3	6.02104	-23.87	RMS	9.8	3.5	-10.57	-10.4	-.17
2	6.29248	-71.96	RMS	9.8	3.5	-58.66	-50.4	-8.26

RMS - RMS detection



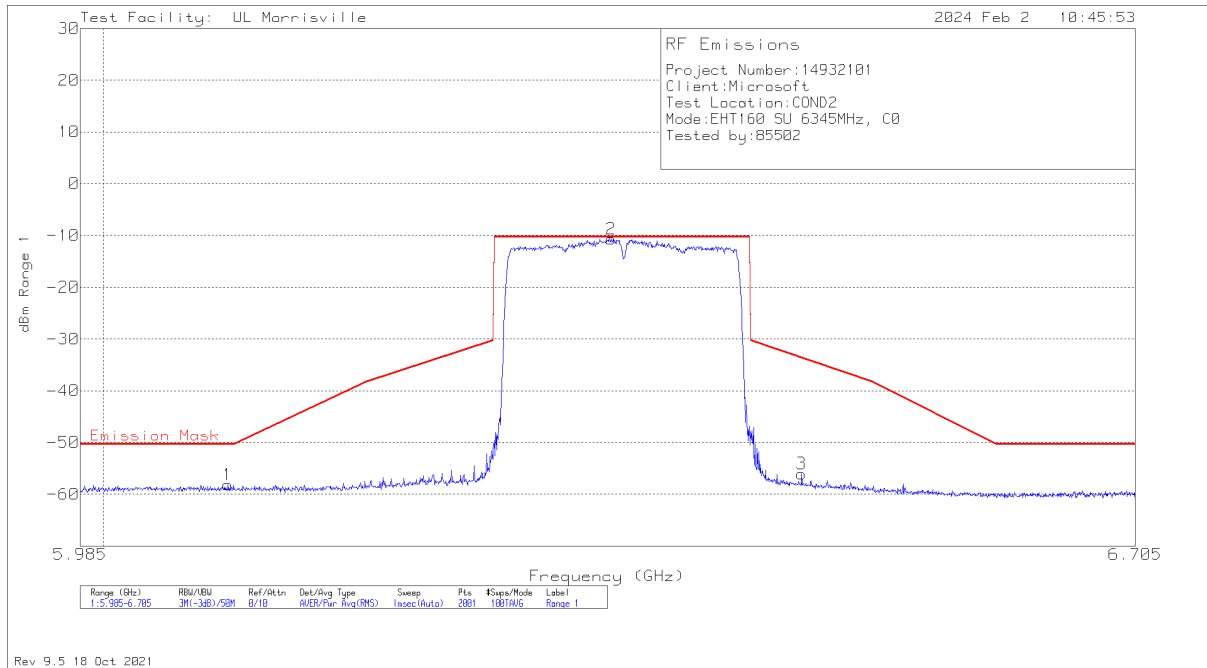
Marker	Frequency (GHz)	Meter Reading (dBm)	Det	Atten (dB)	CBL (dB)	Corrected Reading dBm	Emission Mask	Margin (dB)
1	5.92652	-72.35	RMS	9.9	3.6	-58.85	-49.94	-8.91
3	6.1904	-23.72	RMS	9.9	3.6	-10.22	-10.15	-.07
2	6.43916	-71.97	RMS	9.9	3.6	-58.47	-49.35	-9.12

RMS - RMS detection



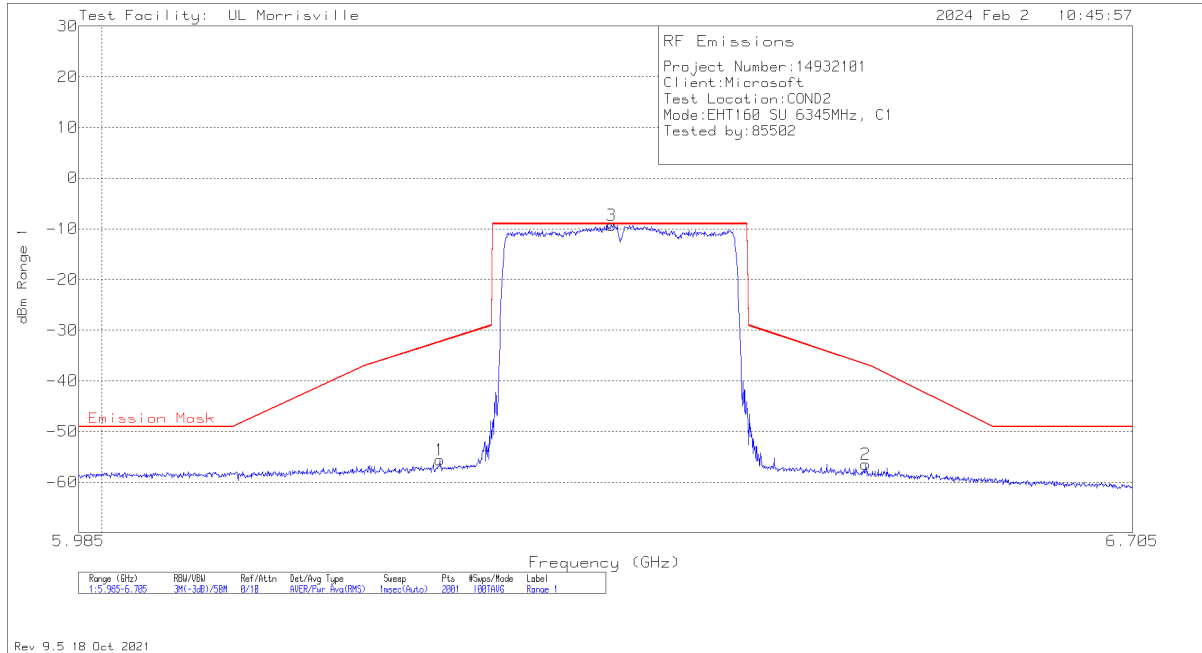
Marker	Frequency (GHz)	Meter Reading (dBm)	Det	Atten (dB)	CBL (dB)	Corrected Reading dBm	Emission Mask	Margin (dB)
1	5.924	-72.1	RMS	9.8	3.5	-58.8	-49.64	-9.16
3	6.1886	-23.13	RMS	9.8	3.5	-9.83	-9.64	-.19
2	6.43628	-71.83	RMS	9.8	3.5	-58.53	-48.44	-10.09

RMS - RMS detection



Marker	Frequency(GHz)	Meter Reading (dBm)	Det	Atten (dB)	CBL (dB)	Corrected Reading dBm	Emission Mask	Margin (dB)
1	6.08076	-71.65	RMS	9.9	3.6	-58.15	-50.32	-7.83
2	6.33708	-24.2	RMS	9.9	3.6	-10.7	-10.32	-38
3	6.46848	-69.54	RMS	9.9	3.6	-56.04	-33.67	-22.37

RMS - RMS detection

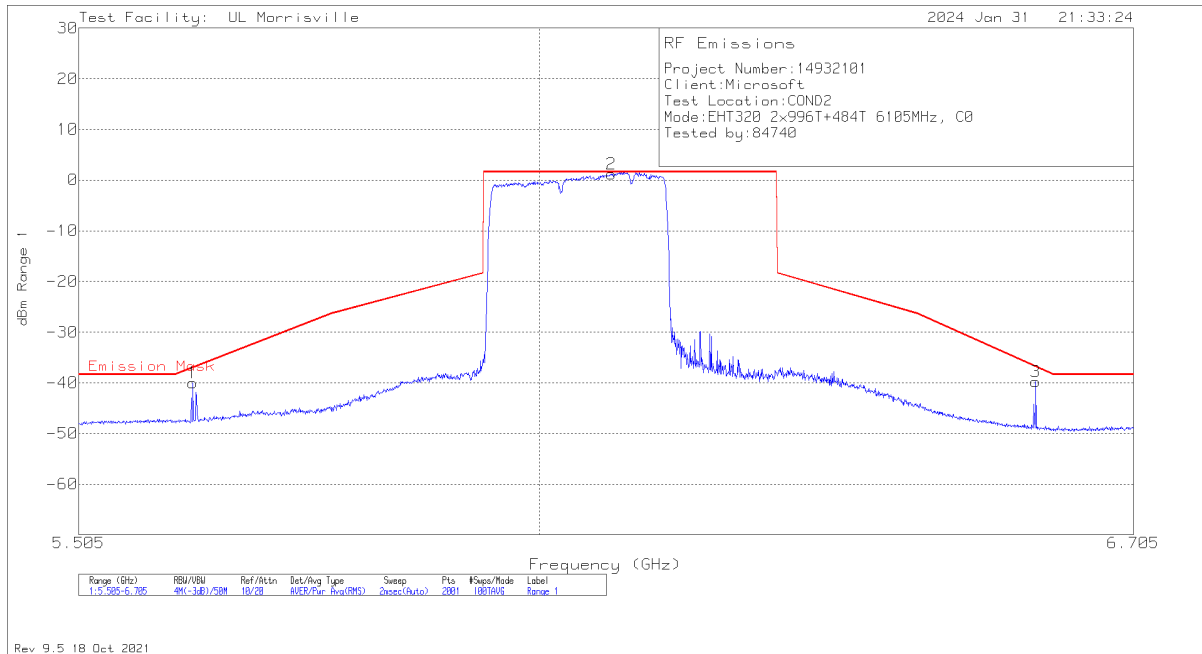


Marker	Frequency (GHz)	Meter Reading (dBm)	Det	Atten (dB)	CBL (dB)	Corrected Reading dBm	Emission Mask	Margin (dB)
1	6.2226	-68.88	RMS	9.8	3.5	-55.58	-32.28	-23.3
3	6.33888	-22.62	RMS	9.8	3.5	-9.32	-9.06	-.26
2	6.51492	-69.79	RMS	9.8	3.5	-56.49	-36.77	-19.72

RMS - RMS detection

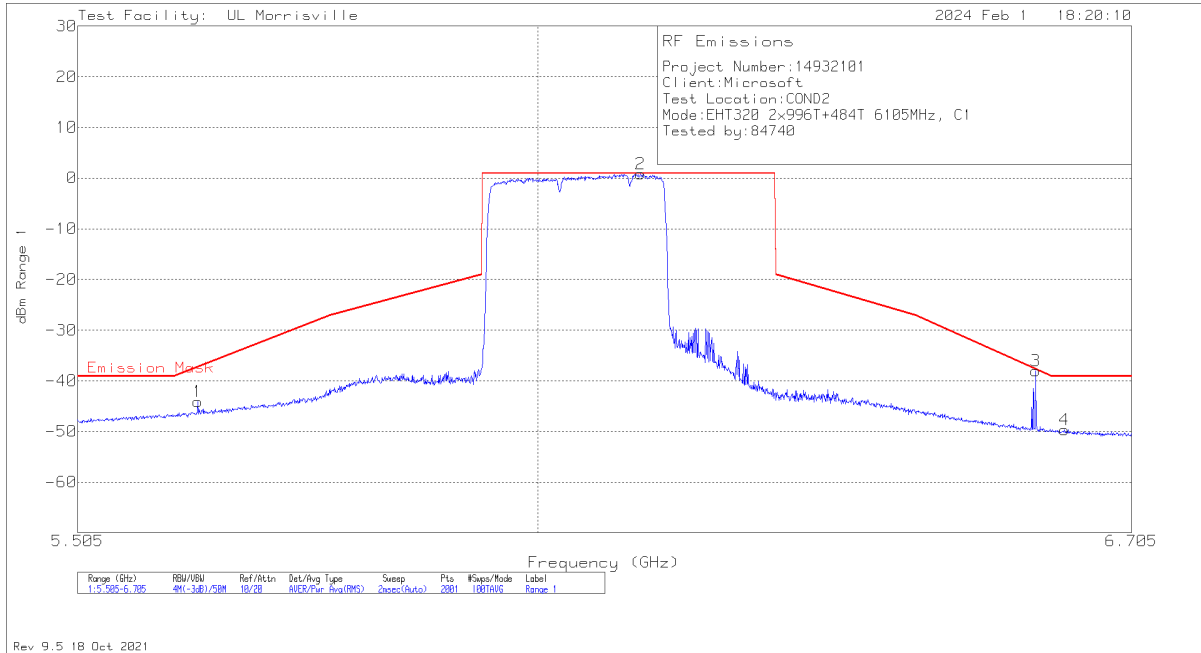
9.5.6. 802.11be EHT320 MODE 2TX IN THE UNII-5 BAND

2TX CHAIN 0 + CHAIN 1 CDD OFDMA MODE: 2x996T+484T (CONTIGUOUS) STANDARD POWER



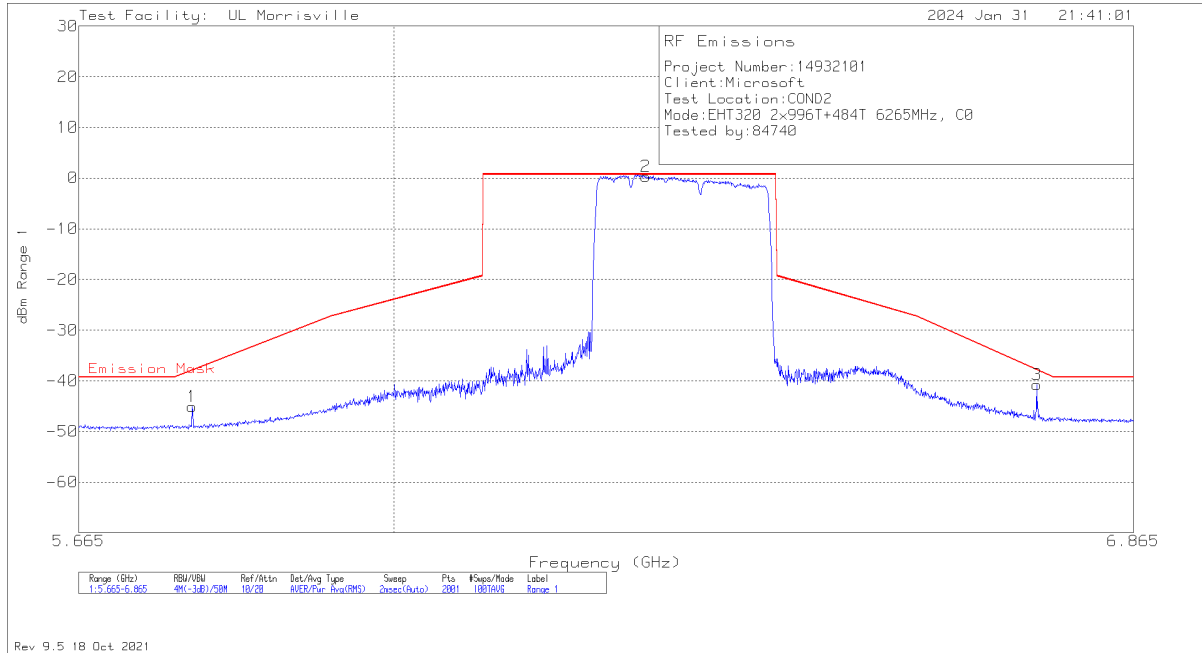
Marker	Frequency (GHz)	Meter Reading (dBm)	Det	Atten (dB)	CBL (dB)	Corrected Reading dBm	Emission Mask	Margin (dB)
1	5.6238	-53.5	RMS	9.9	3.6	-40	-37.01	-2.99
2	6.0816	-12.28	RMS	9.9	3.6	1.22	1.61	-3.39
3	6.5838	-53.3	RMS	9.9	3.6	-39.8	-36.87	-2.93

RMS - RMS detection



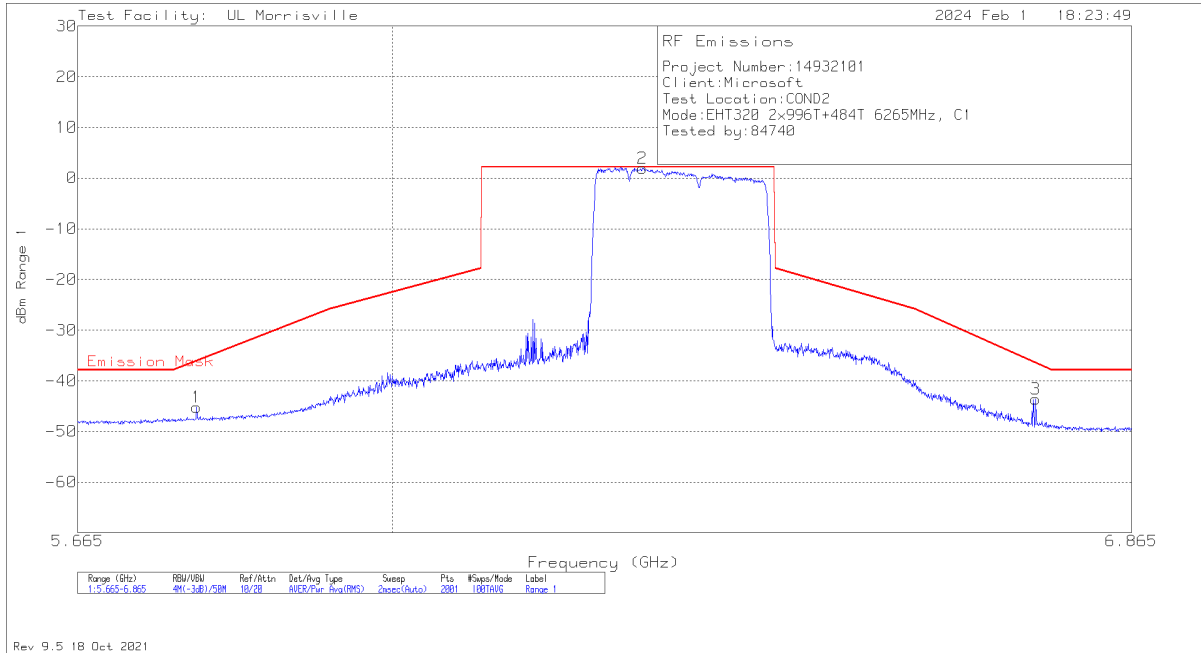
Marker	Frequency (GHz)	Meter Reading (dBm)	Det	Atten (dB)	CBL (dB)	Corrected Reading dBm	Emission Mask	Margin (dB)
1	5.6304	-57.39	RMS	9.8	3.5	-44.09	-37.22	-6.87
2	6.1164	-12.51	RMS	9.8	3.5	.79	.92	-.13
3	6.5856	-51.37	RMS	9.8	3.5	-38.07	-37.69	-.38
4	6.6216	-62.93	RMS	9.8	3.5	-49.63	-39.08	-10.55

RMS - RMS detection



Marker	Frequency (GHz)	Meter Reading (dBm)	Det	Atten (dB)	CBL (dB)	Corrected Reading dBm	Emission Mask	Margin (dB)
1	5.7832	-58.56	RMS	9.9	3.6	-45.06	-37.95	-7.11
2	6.2818	-13.15	RMS	9.9	3.6	.35	.72	-3.37
3	6.745	-54.25	RMS	9.9	3.6	-40.75	-37.85	-2.9

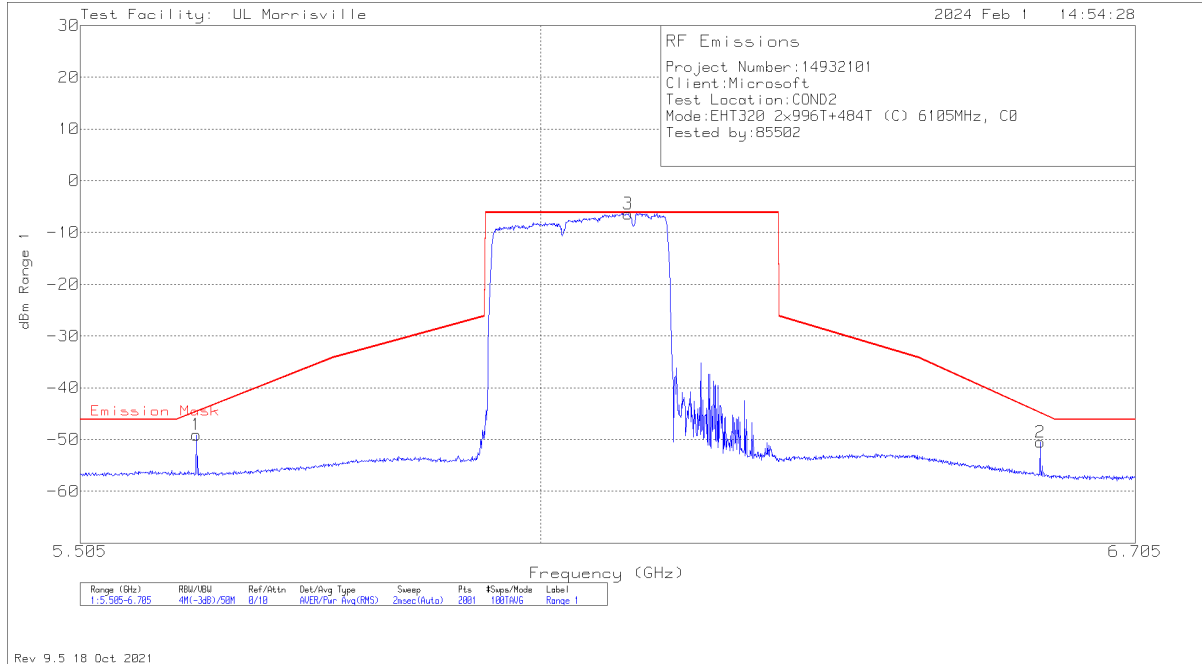
RMS - RMS detection



Marker	Frequency (GHz)	Meter Reading (dBm)	Det	Atten (dB)	CBL (dB)	Corrected Reading dBm	Emission Mask	Margin (dB)
1	5.7892	-58.49	RMS	9.8	3.5	-45.19	-36.07	-9.12
2	6.2794	-11.33	RMS	9.8	3.5	1.97	2.16	-.19
3	6.7462	-56.88	RMS	9.8	3.5	-43.58	-36.5	-7.08

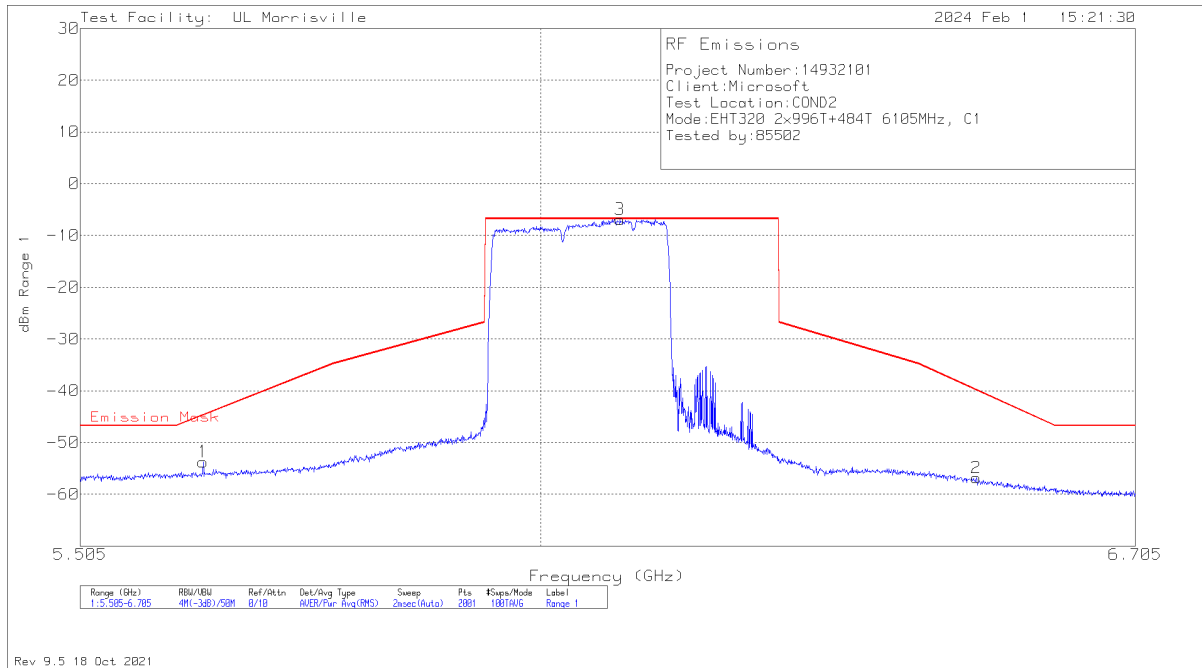
RMS - RMS detection

2TX CHAIN 0 + CHAIN 1 CDD OFDMA MODE: 2x996T+484T (CONTIGUOUS) LOW POWER INDOOR



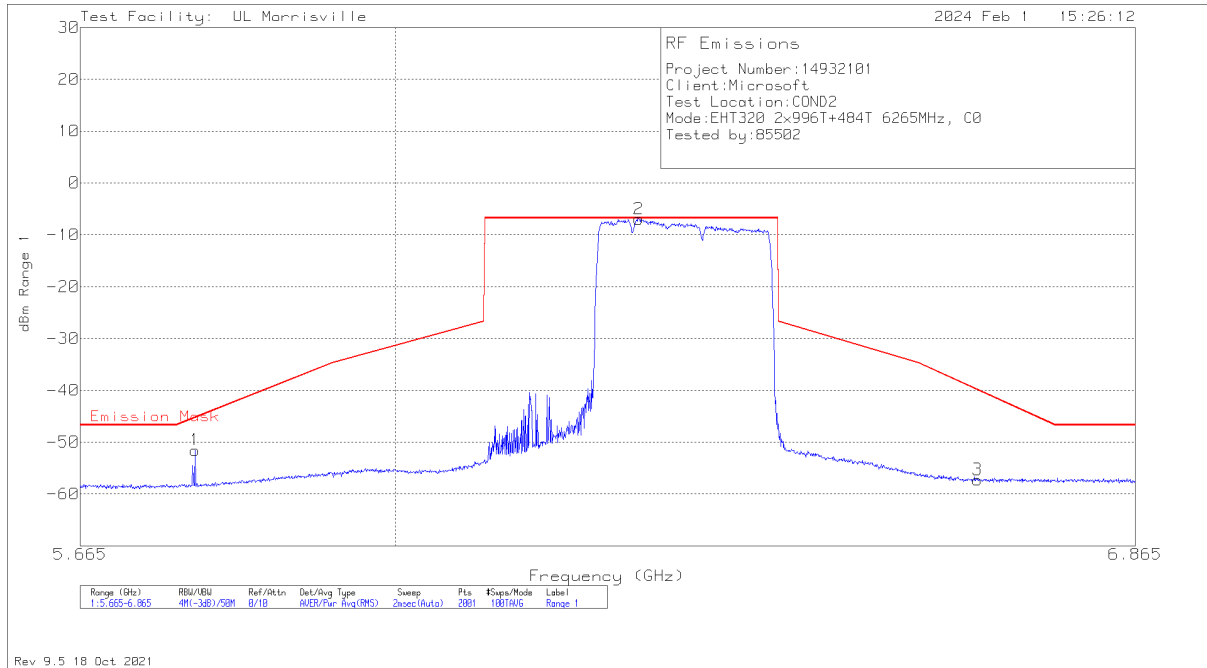
Marker	Frequency (GHz)	Meter Reading (dBm)	Det	Atten (dB)	CBL (dB)	Corrected Reading dBm	Emission Mask	Margin (dB)
1	5.6256	-62.59	RMS	9.9	3.6	-49.09	-44.65	-4.44
3	6.0984	-19.88	RMS	9.9	3.6	-6.38	-6.16	-.22
2	6.5868	-63.99	RMS	9.9	3.6	-50.49	-44.86	-5.63

RMS - RMS detection



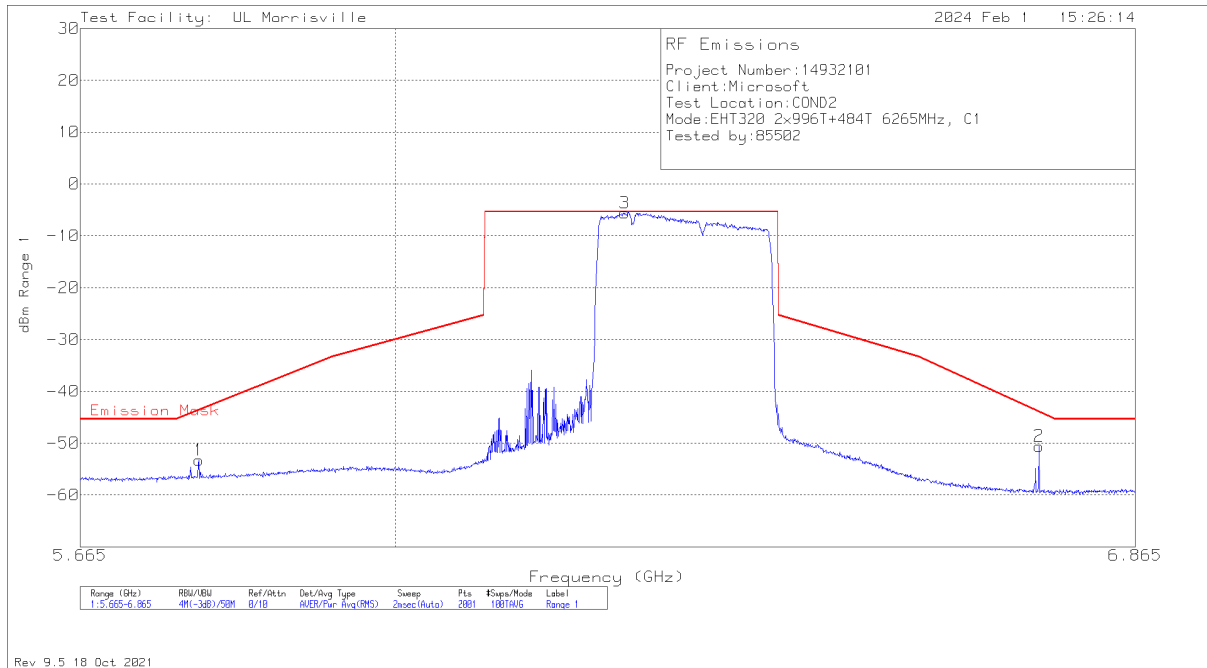
Marker	Frequency (GHz)	Meter Reading (dBm)	Det	Atten (dB)	CBL (dB)	Corrected Reading dBm	Emission Mask	Margin (dB)
1	5.6328	-67.05	RMS	9.8	3.5	-53.75	-44.74	-9.01
3	6.0894	-20.21	RMS	9.8	3.5	-6.91	-6.77	-.14
2	6.5088	-70.11	RMS	9.8	3.5	-56.81	-39.85	-16.96

RMS - RMS detection



Marker	Frequency (GHz)	Meter Reading (dBm)	Det	Atten (dB)	CBL (dB)	Corrected Reading dBm	Emission Mask	Margin (dB)
1	5.785	-65.03	RMS	9.9	3.6	-51.53	-45.27	-6.26
2	6.2716	-20.45	RMS	9.9	3.6	-6.95	-6.73	-.22
3	6.6706	-70.74	RMS	9.9	3.6	-57.24	-39.94	-17.3

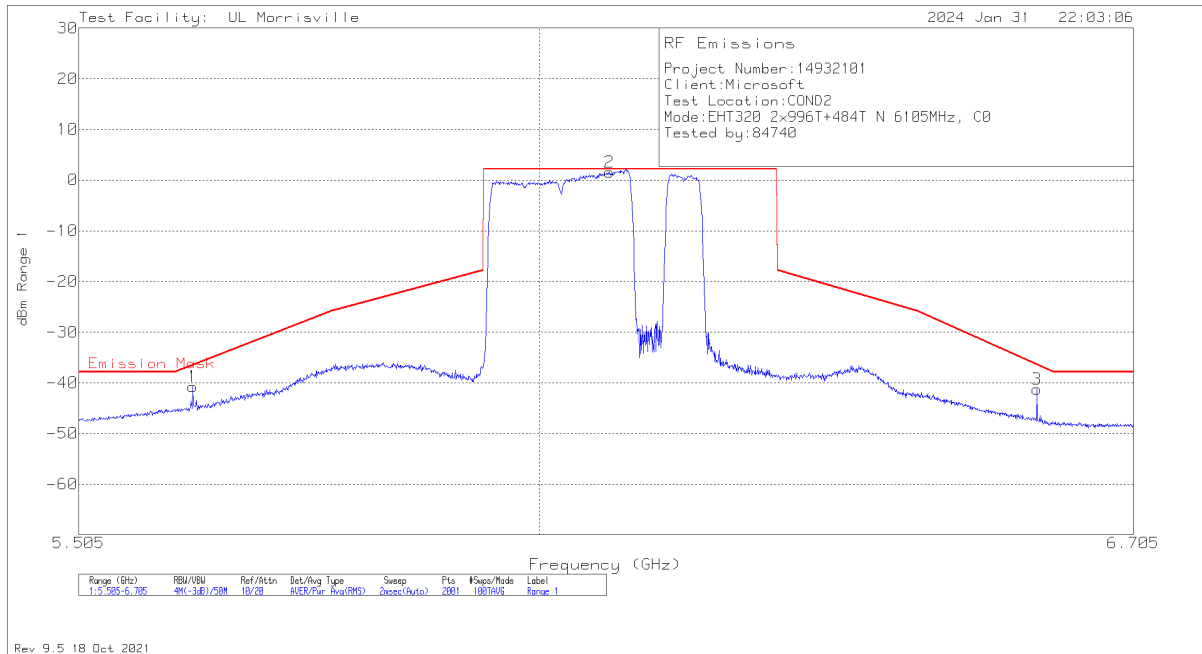
RMS - RMS detection



Marker	Frequency (GHz)	Meter Reading (dBm)	Det	Atten (dB)	CBL (dB)	Corrected Reading dBm	Emission Mask	Margin (dB)
1	5.7886	-66.6	RMS	9.8	3.5	-53.3	-43.64	-9.66
3	6.2554	-18.9	RMS	9.8	3.5	-5.6	-5.37	-.23
2	6.7456	-63.87	RMS	9.8	3.5	-50.57	-43.98	-6.59

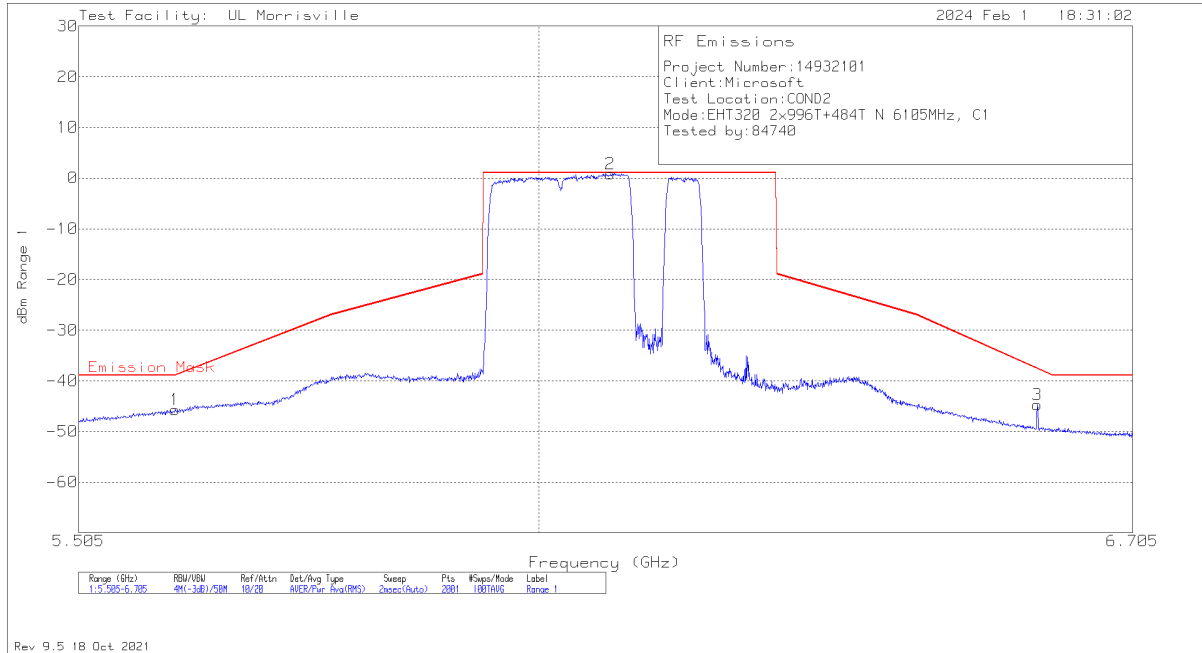
RMS - RMS detection

2TX CHAIN 0 + CHAIN 1 CDD OFDMA MODE: 2x996T+484T (NON-CONTIGUOUS) STANDARD POWER



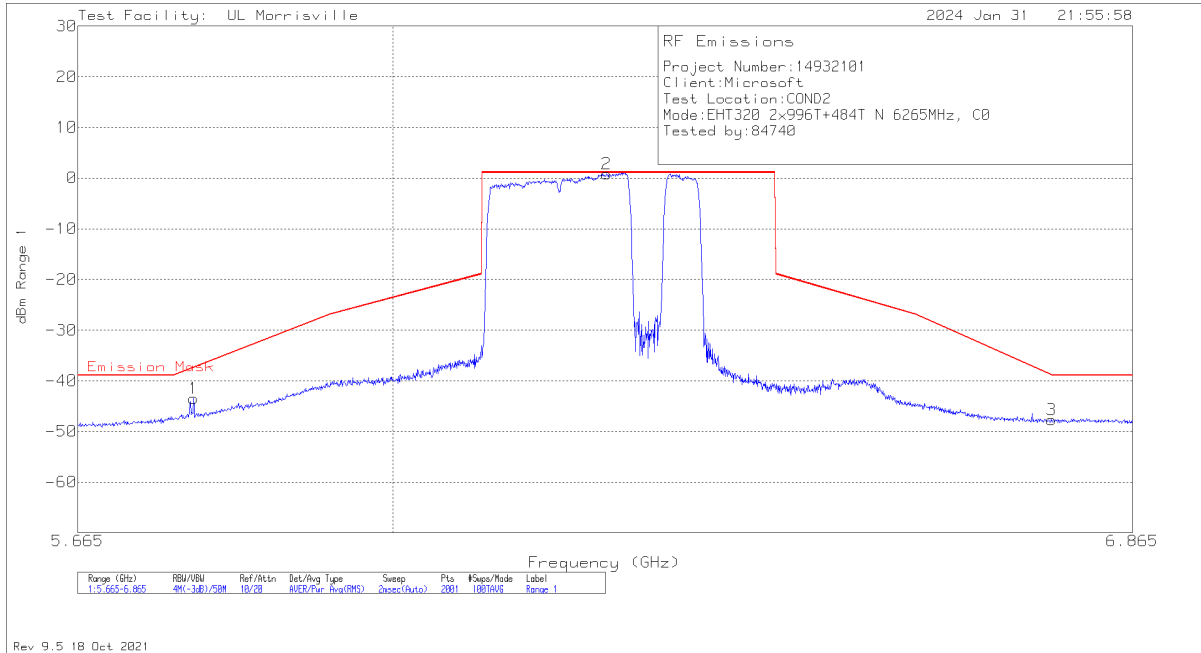
Marker	Frequency (GHz)	Meter Reading (dBm)	Det	Atten (dB)	CBL (dB)	Corrected Reading dBm	Emission Mask	Margin (dB)
1	5.6238	-54.24	RMS	9.9	3.6	-40.74	-36.48	-4.26
2	6.0792	-11.93	RMS	9.9	3.6	1.57	2.14	-.57
3	6.585	-54.77	RMS	9.9	3.6	-41.27	-36.43	-4.84

RMS - RMS detection



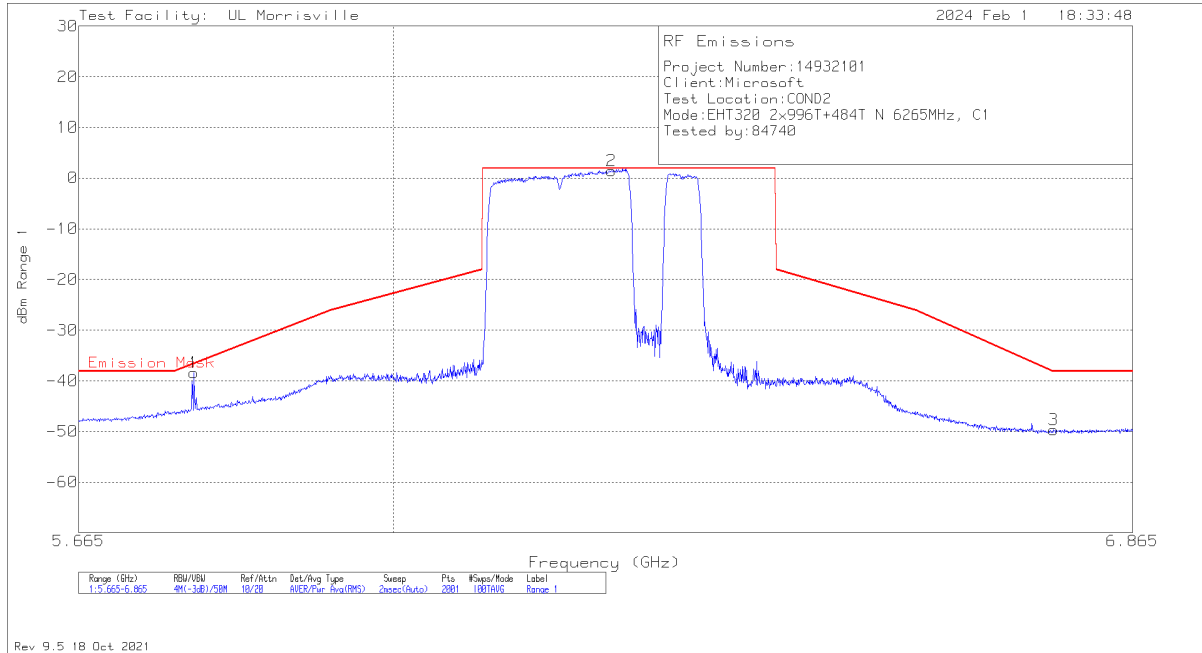
Marker	Frequency (GHz)	Meter Reading (dBm)	Det	Atten (dB)	CBL (dB)	Corrected Reading dBm	Emission Mask	Margin (dB)
1	5.6052	-58.95	RMS	9.8	3.5	-45.65	-38.94	-6.71
2	6.081	-12.42	RMS	9.8	3.5	.88	1.05	-.17
3	6.5868	-57.99	RMS	9.8	3.5	-44.69	-37.65	-7.04

RMS - RMS detection



Marker	Frequency (GHz)	Meter Reading (dBm)	Det	Atten (dB)	CBL (dB)	Corrected Reading dBm	Emission Mask	Margin (dB)
1	5.7856	-56.93	RMS	9.9	3.6	-43.43	-37.41	-6.02
2	6.238	-12.69	RMS	9.9	3.6	.81	1.08	-2.27
3	6.7648	-61.13	RMS	9.9	3.6	-47.63	-38.91	-8.72

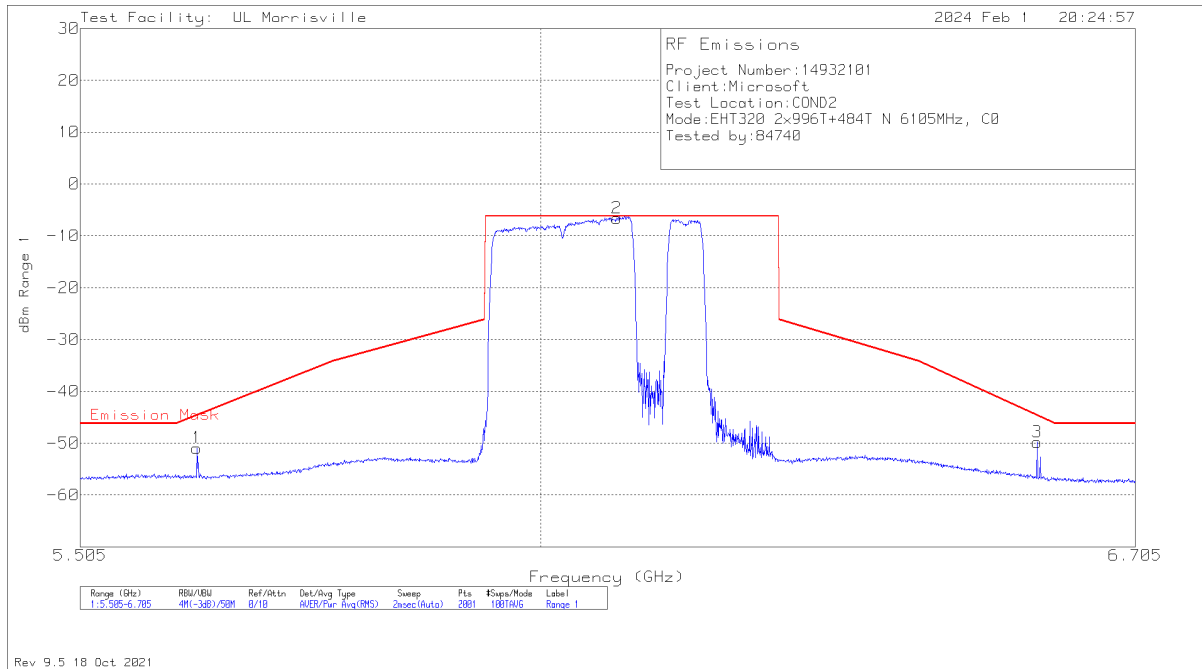
RMS - RMS detection



Marker	Frequency (GHz)	Meter Reading (dBm)	Det	Atten (dB)	CBL (dB)	Corrected Reading dBm	Emission Mask	Margin (dB)
1	5.785	-51.67	RMS	9.8	3.5	-38.37	-36.63	-1.74
2	6.2428	-11.86	RMS	9.8	3.5	1.44	1.91	-4.47
3	6.7666	-62.98	RMS	9.8	3.5	-49.68	-38.09	-11.59

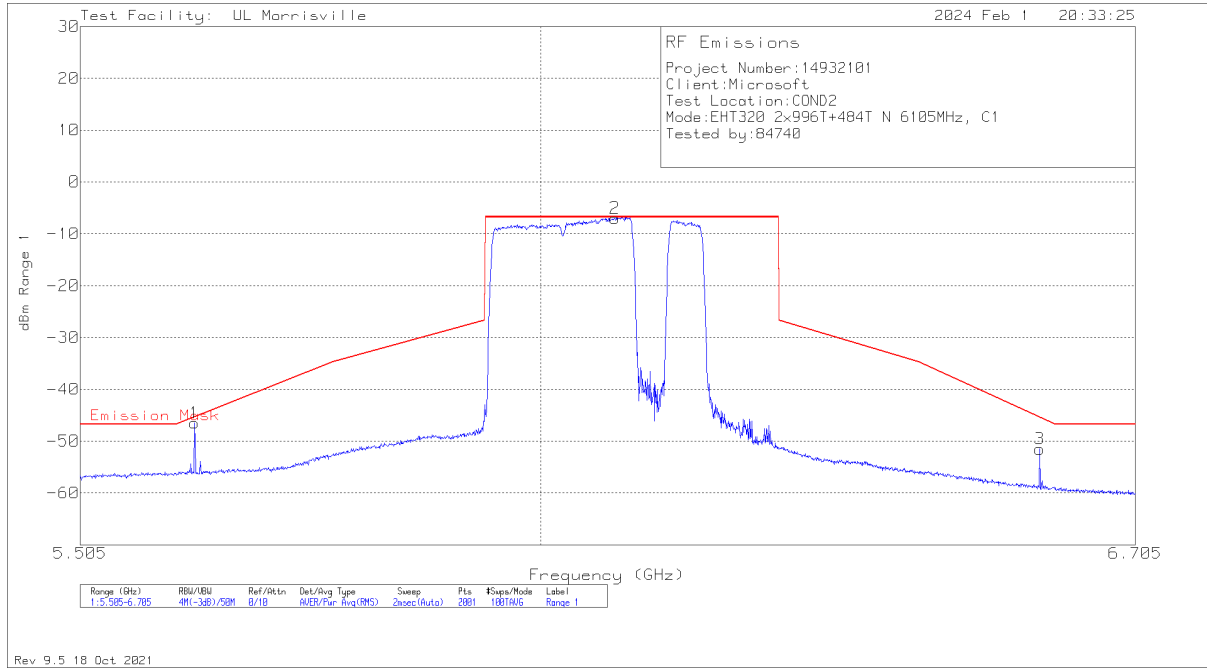
RMS - RMS detection

2TX CHAIN 0 + CHAIN 1 CDD OFDMA MODE: 2x996T+484T (NON-CONTIGUOUS) LOW POWER INDOOR



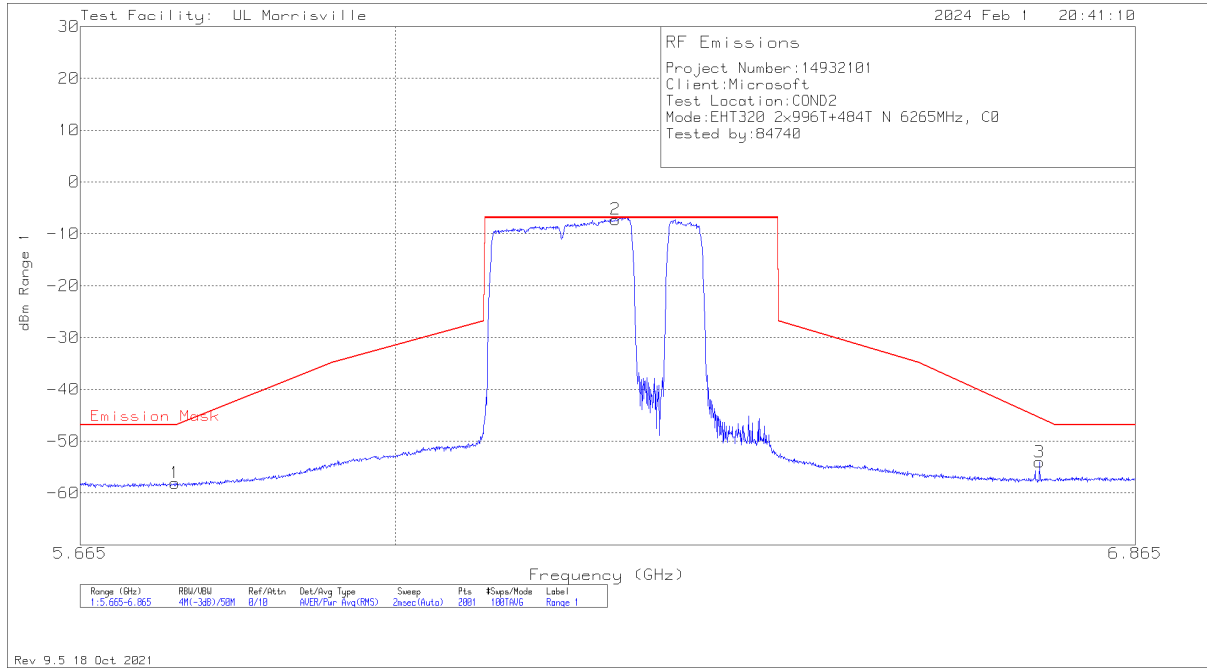
Marker	Frequency (GHz)	Meter Reading (dBm)	Det	Atten (dB)	CBL (dB)	Corrected Reading dBm	Emission Mask	Margin (dB)
1	5.6262	-64.42	RMS	9.9	3.6	-50.92	-44.66	-6.26
2	6.0858	-20.09	RMS	9.9	3.6	-6.59	-6.21	-38
3	6.5832	-63.31	RMS	9.9	3.6	-49.81	-44.65	-5.16

RMS - RMS detection



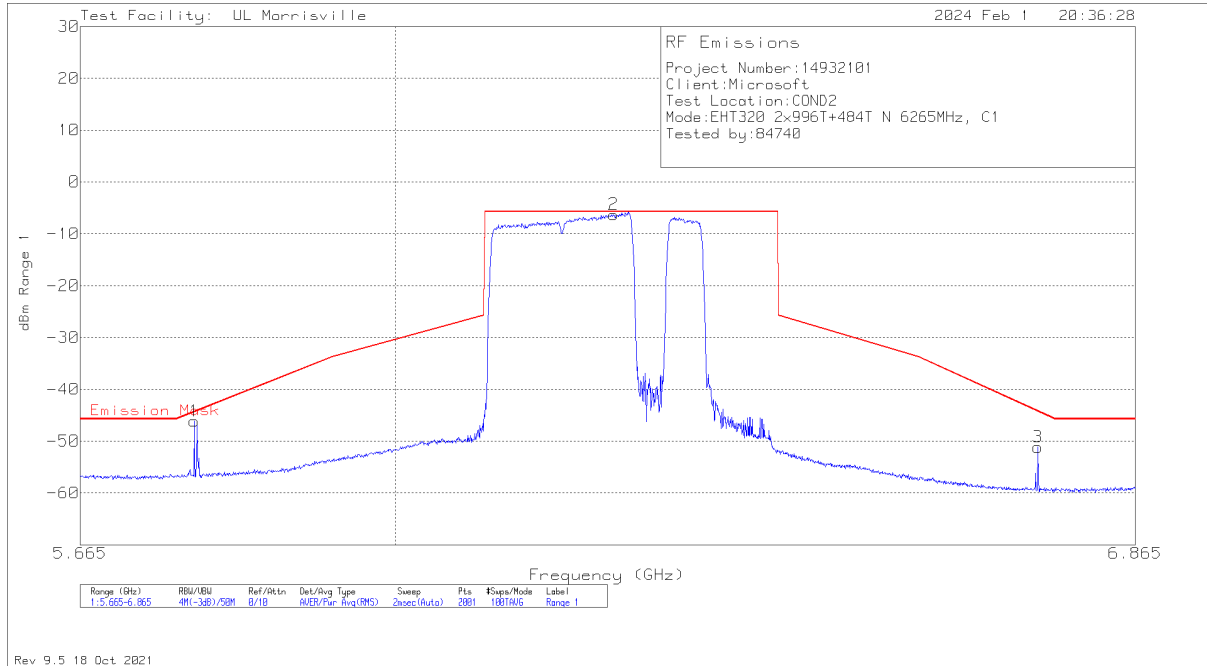
Marker	Frequency (GHz)	Meter Reading (dBm)	Det	Atten (dB)	CBL (dB)	Corrected Reading dBm	Emission Mask	Margin (dB)
1	5.6238	-59.81	RMS	9.8	3.5	-46.51	-45.36	-1.15
2	6.0834	-20.32	RMS	9.8	3.5	-7.02	-6.74	-.28
3	6.5862	-64.81	RMS	9.8	3.5	-51.51	-45.4	-6.11

RMS - RMS detection



Marker	Frequency (GHz)	Meter Reading (dBm)	Det	Atten (dB)	CBL (dB)	Corrected Reading dBm	Emission Mask	Margin (dB)
1	5.7634	-71.56	RMS	9.9	3.6	-58.06	-46.86	-11.2
2	6.2452	-20.72	RMS	9.9	3.6	-7.22	-6.86	-.36
3	6.7462	-67.51	RMS	9.9	3.6	-54.01	-45.52	-8.49

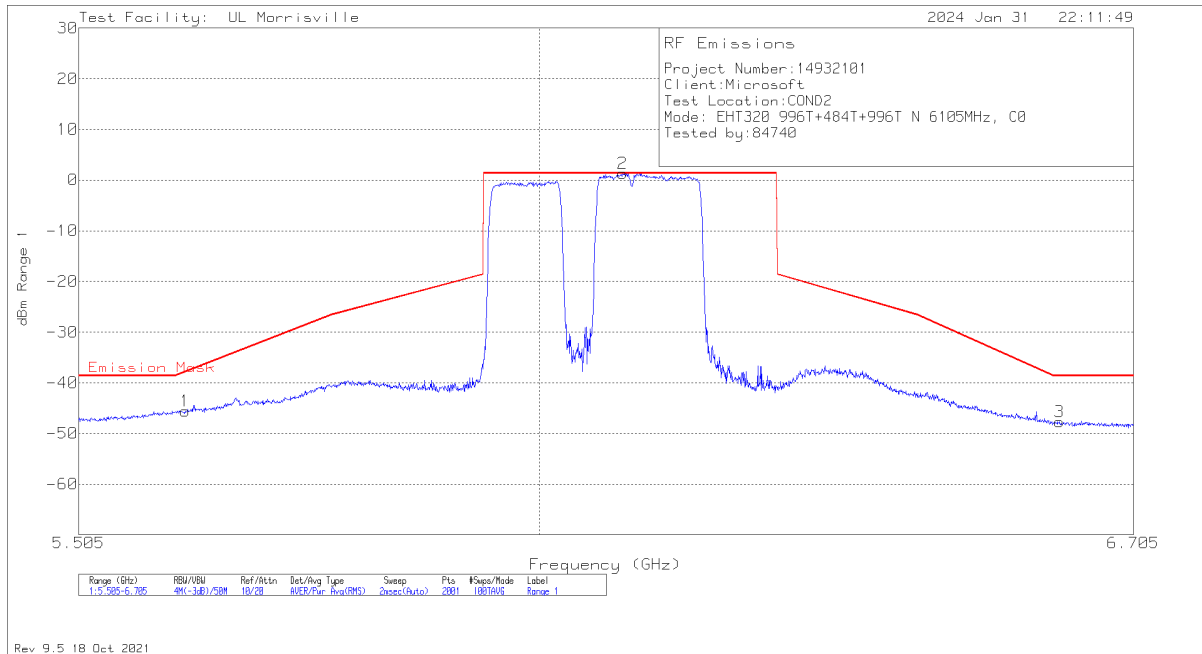
RMS - RMS detection



Marker	Frequency (GHz)	Meter Reading (dBm)	Det	Atten (dB)	CBL (dB)	Corrected Reading dBm	Emission Mask	Margin (dB)
1	5.7838	-59.45	RMS	9.8	3.5	-46.15	-44.37	-1.78
2	6.2428	-19.57	RMS	9.8	3.5	-6.27	-5.75	-.52
3	6.7444	-64.44	RMS	9.8	3.5	-51.14	-44.28	-6.86

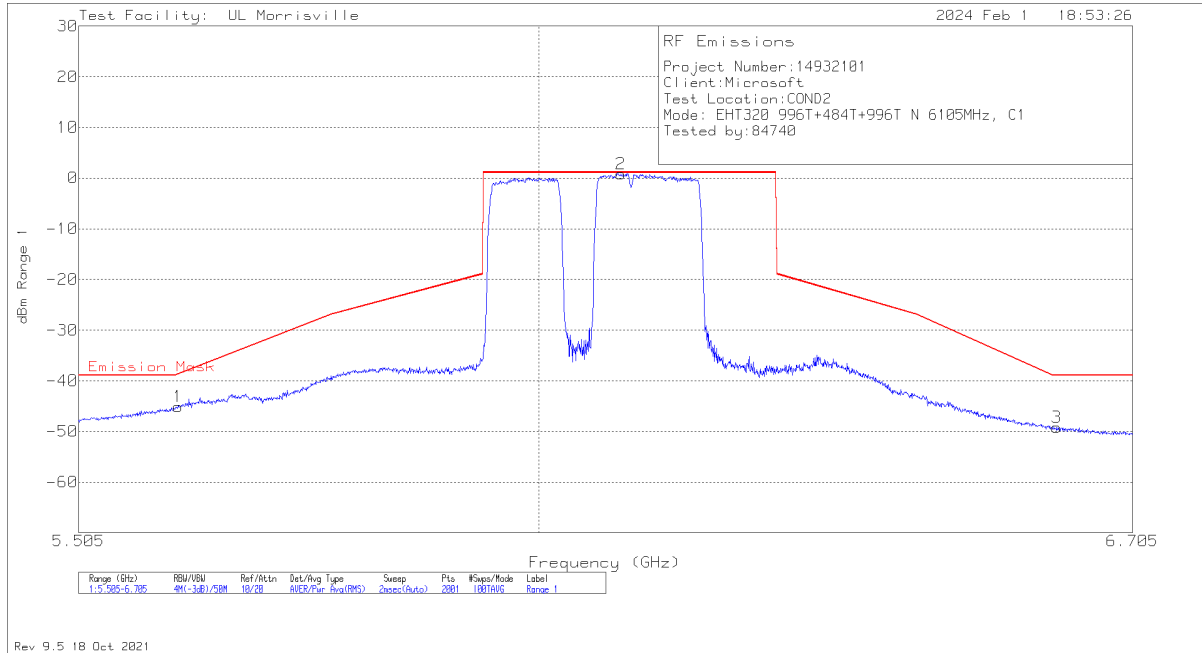
RMS - RMS detection

2TX CHAIN 0 + CHAIN 1 CDD OFDMA MODE: 996T+484T+996T (NON-CONTIGUOUS) STANDARD POWER



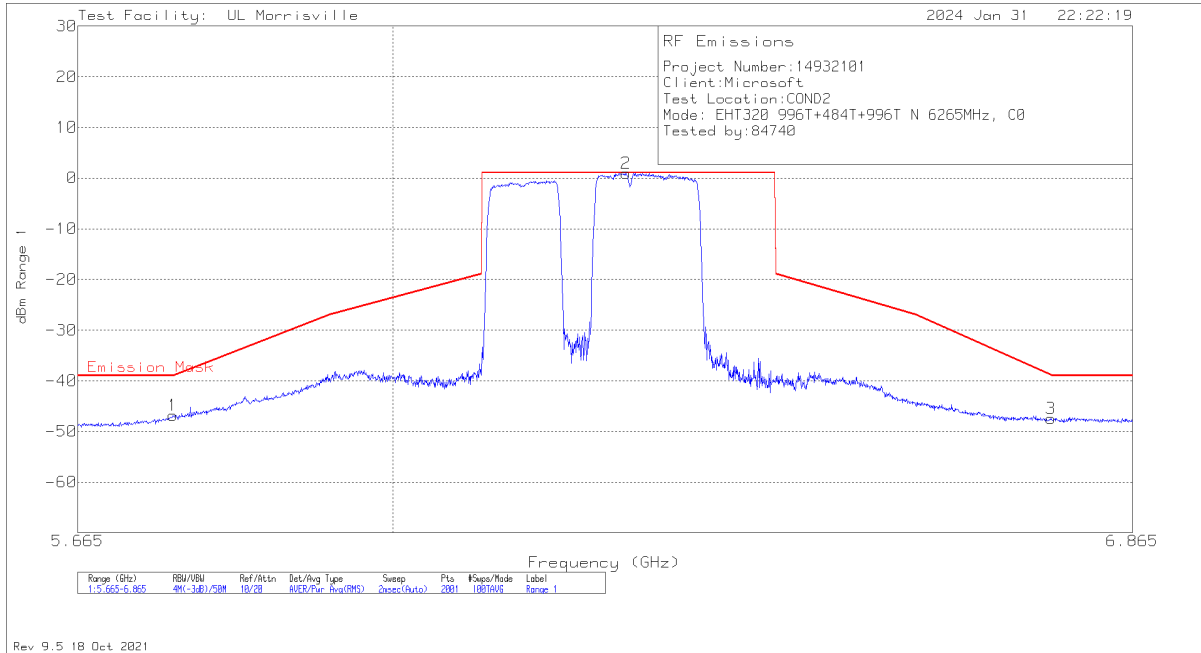
Marker	Frequency (GHz)	Meter Reading (dBm)	Det	Atten (dB)	CBL (dB)	Corrected Reading dBm	Emission Mask	Margin (dB)
1	5.6154	-59.06	RMS	9.9	3.6	-45.56	-37.89	-7.67
2	6.0942	-12.15	RMS	9.9	3.6	1.35	1.35	-4.44
3	6.6126	-61.17	RMS	9.9	3.6	-47.67	-38.65	-9.02

RMS - RMS detection



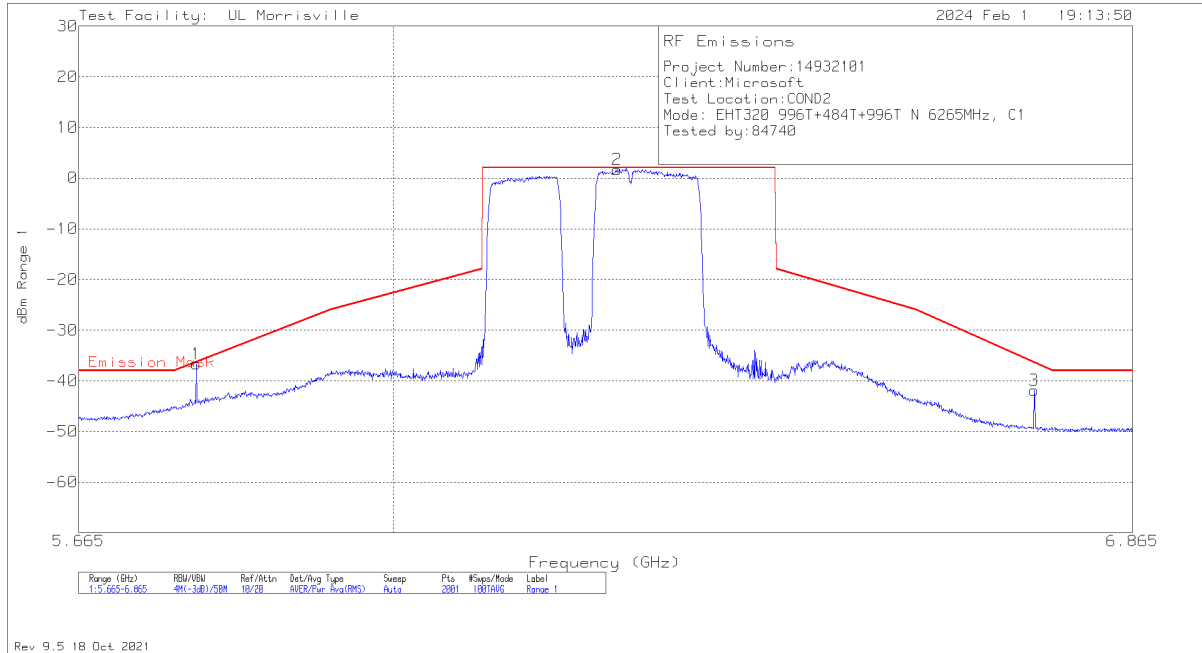
Marker	Frequency (GHz)	Meter Reading (dBm)	Det	Atten (dB)	CBL (dB)	Corrected Reading dBm	Emission Mask	Margin (dB)
1	5.6082	-58.38	RMS	9.8	3.5	-45.08	-38.68	-6.4
2	6.093	-12.48	RMS	9.8	3.5	.82	1.09	-.27
3	6.6108	-62.47	RMS	9.8	3.5	-49.17	-38.91	-10.26

RMS - RMS detection



Marker	Frequency (GHz)	Meter Reading (dBm)	Det	Atten (dB)	CBL (dB)	Corrected Reading dBm	Emission Mask	Margin (dB)
1	5.764	-60.26	RMS	9.9	3.6	-46.76	-38.96	-7.8
2	6.2602	-12.59	RMS	9.9	3.6	.91	1.04	-.13
3	6.7636	-60.89	RMS	9.9	3.6	-47.39	-38.86	-8.53

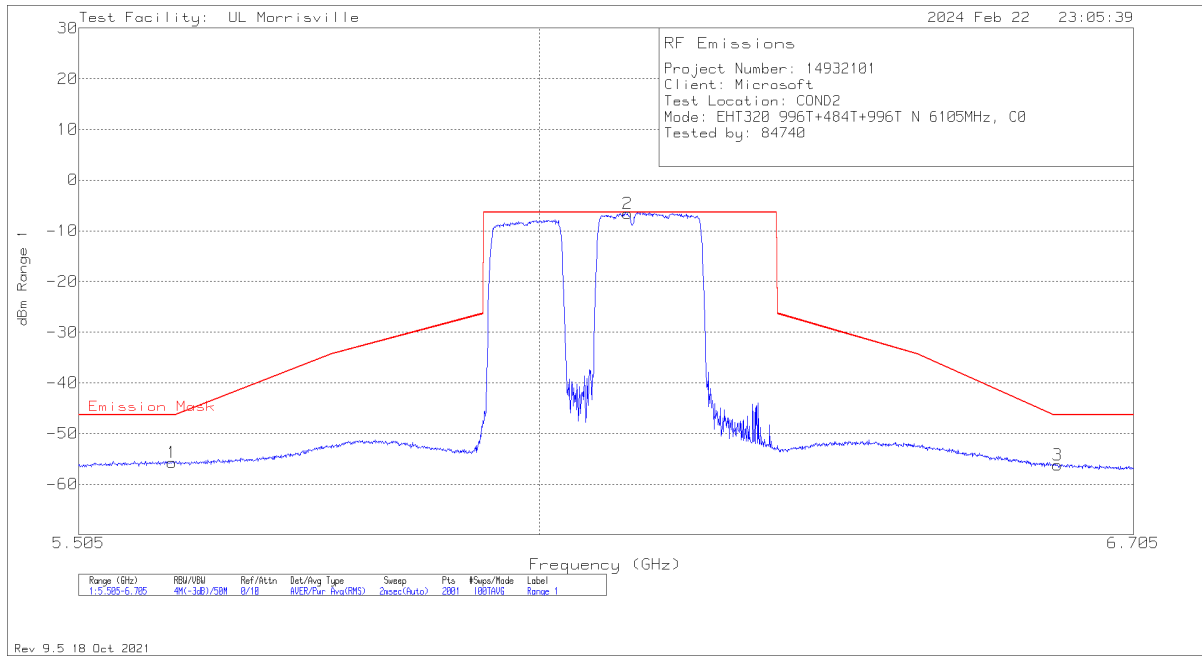
RMS - RMS detection



Marker	Frequency (GHz)	Meter Reading (dBm)	Det	Atten (dB)	CBL (dB)	Corrected Reading dBm	Emission Mask	Margin (dB)
1	5.788	-50.02	RMS	9.8	3.5	-36.72	-36.29	-.43
2	6.2494	-11.63	RMS	9.8	3.5	1.67	2.03	-.36
3	6.7432	-55.13	RMS	9.8	3.5	-41.83	-36.41	-5.42

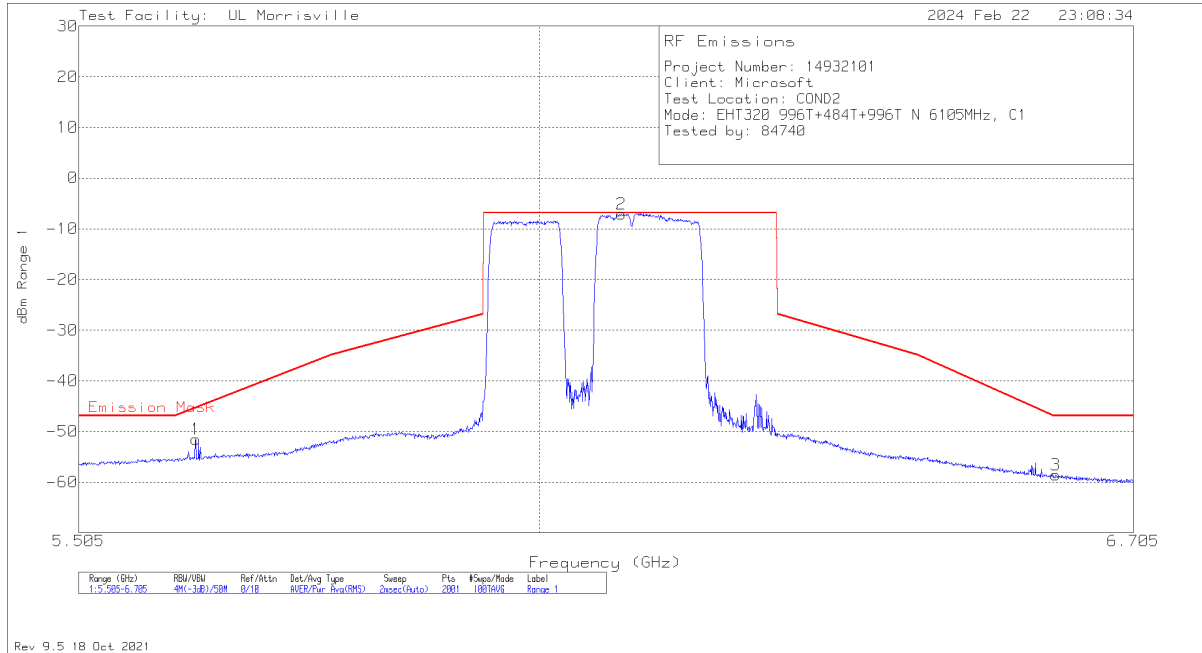
RMS - RMS detection

2TX CHAIN 0 + CHAIN 1 CDD OFDMA MODE: 996T+484T+996T (NON-CONTIGUOUS) LOW POWER INDOOR



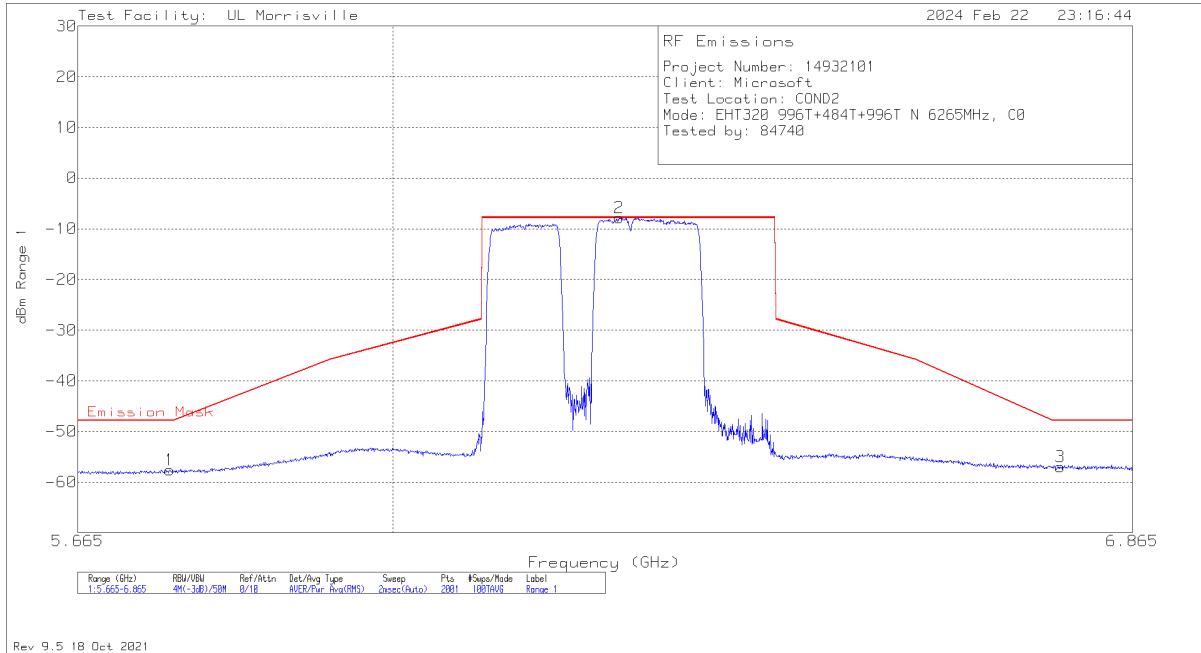
Marker	Frequency (GHz)	Meter Reading (dBm)	Det	Atten (dB)	CBL (dB)	Corrected Reading dBm	Emission Mask	Margin (dB)
1	5.6016	-69.18	RMS	9.9	3.6	-55.68	-46.36	-9.32
2	6.1002	-20.1	RMS	9.9	3.6	-6.6	-6.36	-.24
3	6.6108	-69.74	RMS	9.9	3.6	-56.24	-46.36	-9.88

RMS - RMS detection



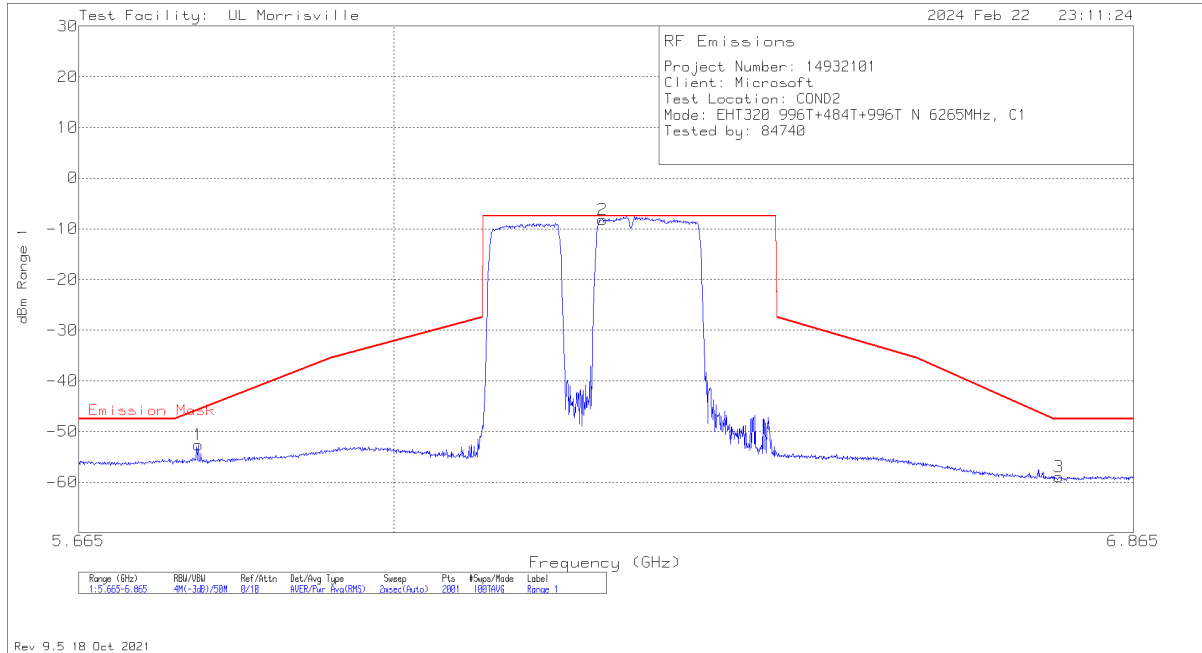
Marker	Frequency (GHz)	Meter Reading (dBm)	Det	Atten (dB)	CBL (dB)	Corrected Reading dBm	Emission Mask	Margin (dB)
1	5.6268	-64.85	RMS	9.8	3.5	-51.55	-45.27	-6.28
2	6.093	-20.41	RMS	9.8	3.5	-7.11	-6.87	-2.24
3	6.6084	-71.85	RMS	9.8	3.5	-58.55	-46.87	-11.68

RMS - RMS detection



Marker	Frequency (GHz)	Meter Reading (dBm)	Det	Atten (dB)	CBL (dB)	Corrected Reading dBm	Emission Mask	Margin (dB)
1	5.761	-71.07	RMS	9.9	3.6	-57.57	-47.83	-9.74
2	6.2524	-21.38	RMS	9.9	3.6	-7.88	-7.83	-.05
3	6.7756	-70.42	RMS	9.9	3.6	-56.92	-47.83	-9.09

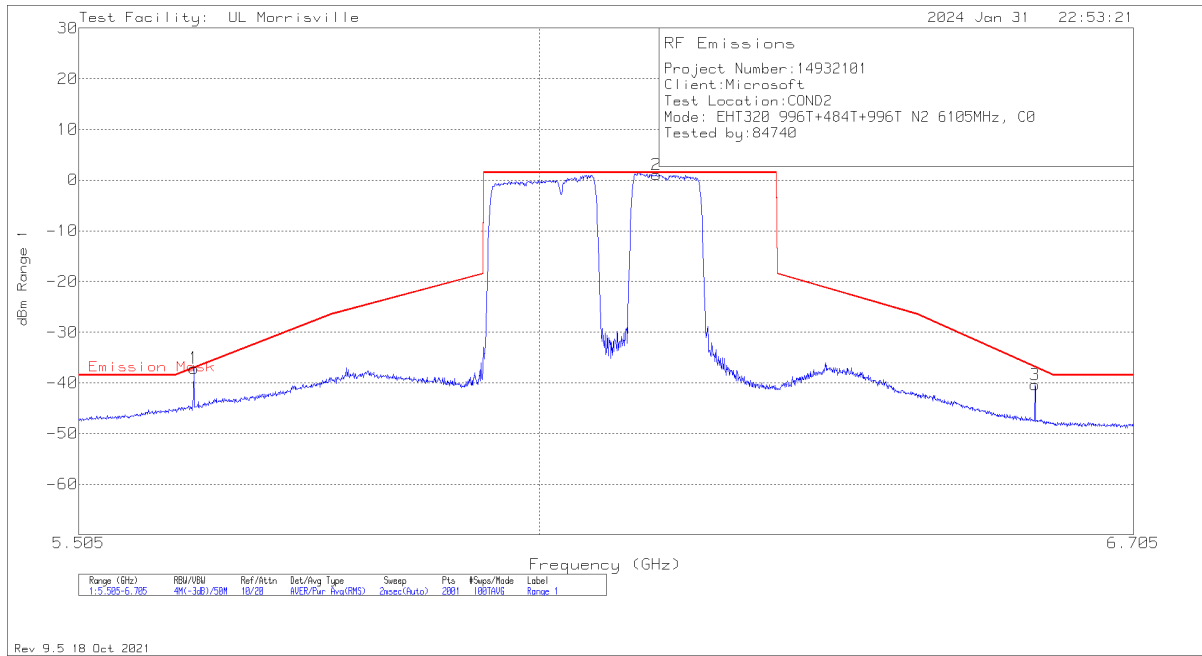
RMS - RMS detection



Marker	Frequency (GHz)	Meter Reading (dBm)	Det	Atten (dB)	CBL (dB)	Corrected Reading dBm	Emission Mask	Margin (dB)
1	5.7898	-65.98	RMS	9.8	3.5	-52.68	-45.69	-6.99
2	6.232	-21.5	RMS	9.8	3.5	-8.2	-7.5	-.7
3	6.7726	-72.22	RMS	9.8	3.5	-58.92	-47.5	-11.42

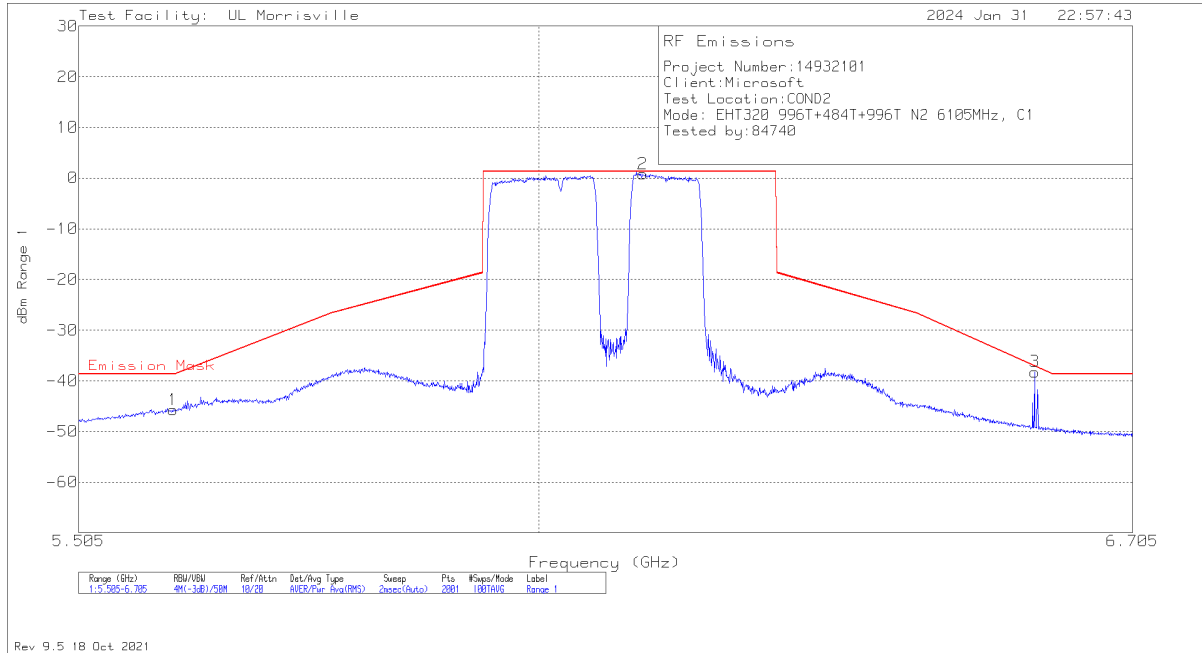
RMS - RMS detection

2TX CHAIN 0 + CHAIN 1 CDD OFDMA MODE: 996T+484T+996T (NON-CONTIGUOUS 2) STANDARD POWER



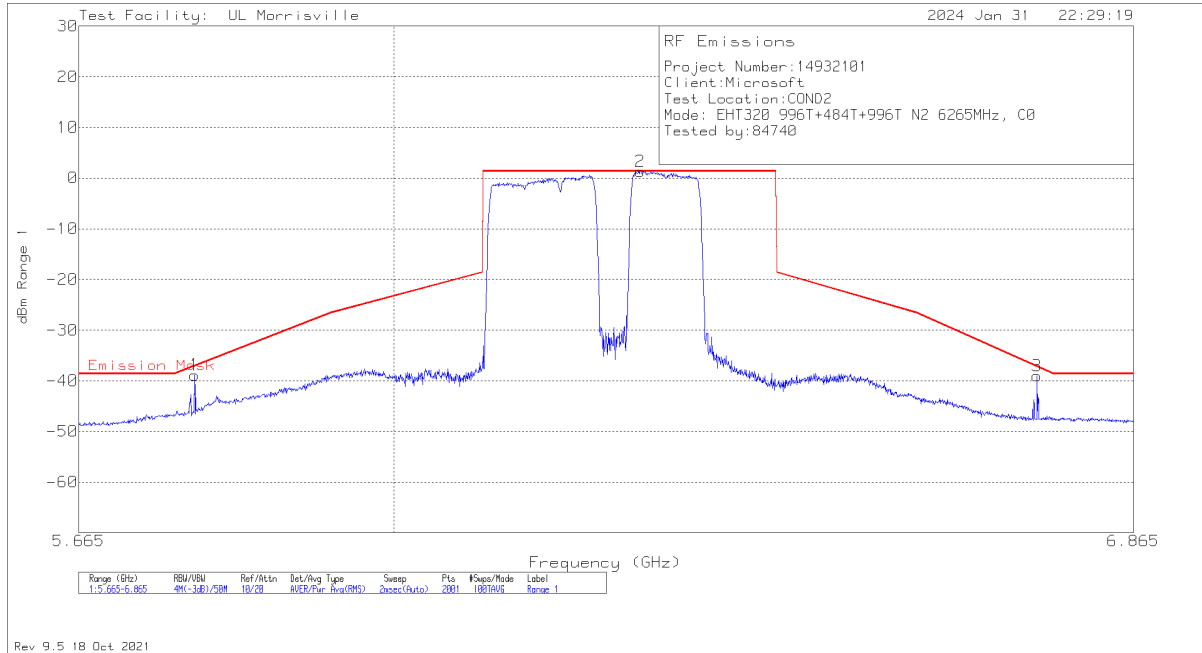
Marker	Frequency (GHz)	Meter Reading (dBm)	Det	Atten (dB)	CBL (dB)	Corrected Reading dBm	Emission Mask	Margin (dB)
1	5.625	-50.6	RMS	9.9	3.6	-37.1	-37.06	-.04
2	6.1332	-12.43	RMS	9.9	3.6	1.07	1.48	-.41
3	6.5826	-53.82	RMS	9.9	3.6	-40.32	-36.92	-3.4

RMS - RMS detection



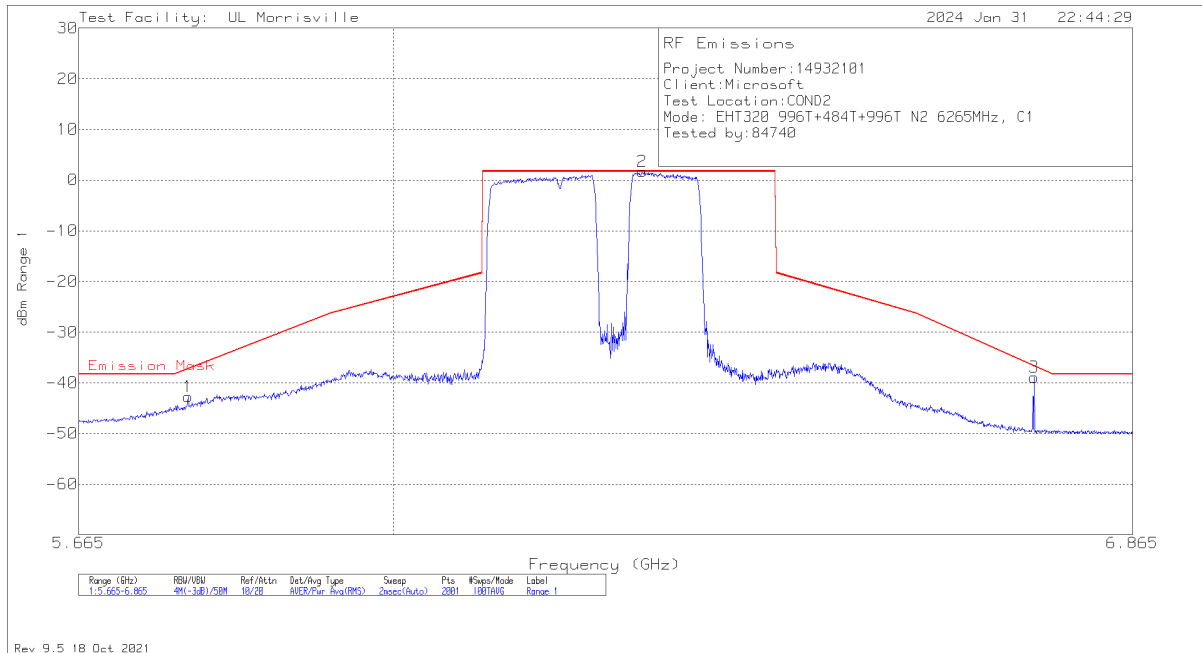
Marker	Frequency (GHz)	Meter Reading (dBm)	Det	Atten (dB)	CBL (dB)	Corrected Reading dBm	Emission Mask	Margin (dB)
1	5.6034	-58.97	RMS	9.8	3.5	-45.67	-38.69	-6.98
2	6.1176	-12.47	RMS	9.8	3.5	.83	1.31	-4.8
3	6.5832	-51.51	RMS	9.8	3.5	-38.21	-37.13	-1.08

RMS - RMS detection



Marker	Frequency (GHz)	Meter Reading (dBm)	Det	Atten (dB)	CBL (dB)	Corrected Reading dBm	Emission Mask	Margin (dB)
1	5.7856	-52.33	RMS	9.9	3.6	-38.83	-37.13	-1.7
2	6.2752	-12.14	RMS	9.9	3.6	1.36	1.36	-6.66
3	6.7456	-52.54	RMS	9.9	3.6	-39.04	-37.25	-1.79

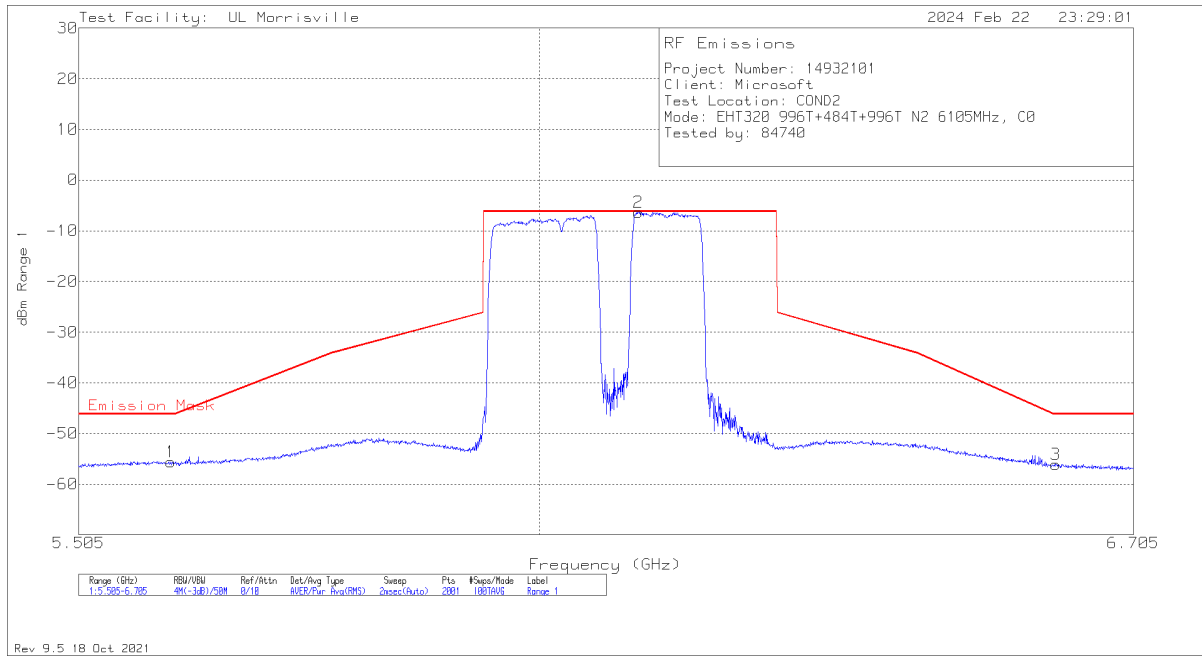
RMS - RMS detection



Marker	Frequency (GHz)	Meter Reading (dBm)	Det	Atten (dB)	CBL (dB)	Corrected Reading dBm	Emission Mask	Margin (dB)
1	5.779	-56.01	RMS	9.8	3.5	-42.71	-37.27	-5.44
2	6.2782	-11.6	RMS	9.8	3.5	1.7	1.7	-6.66
3	6.7432	-52.17	RMS	9.8	3.5	-38.87	-36.74	-2.13

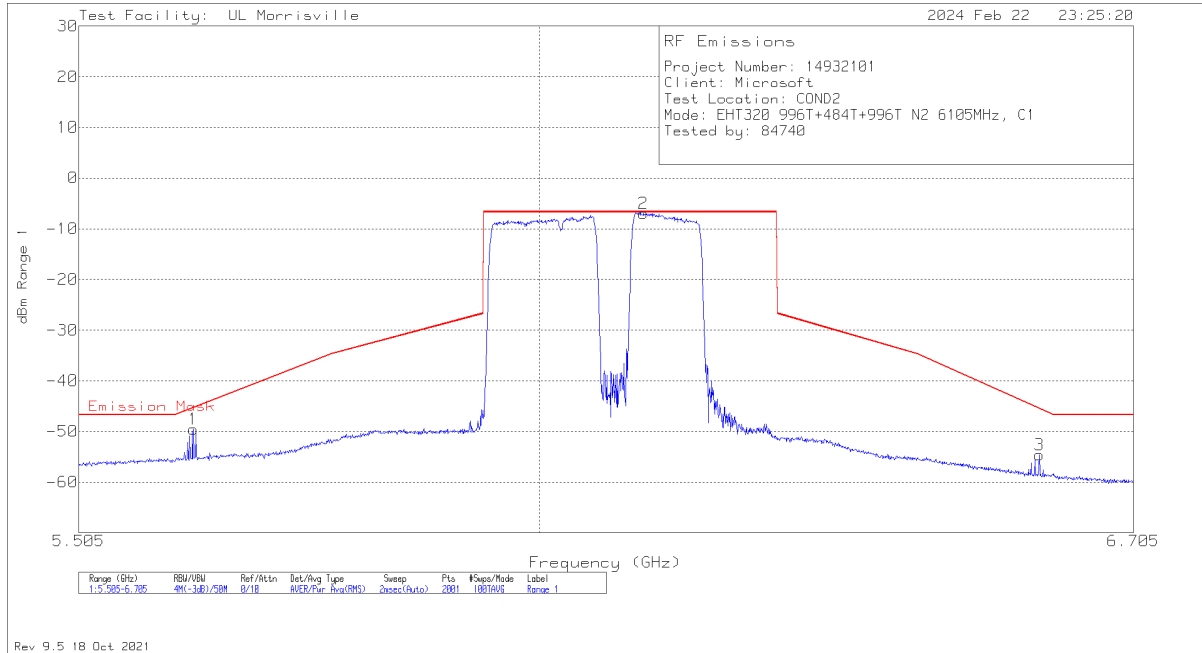
RMS - RMS detection

2TX CHAIN 0 + CHAIN 1 CDD OFDMA MODE: 996T+484T+996T (NON-CONTIGUOUS 2) LOW POWER INDOOR



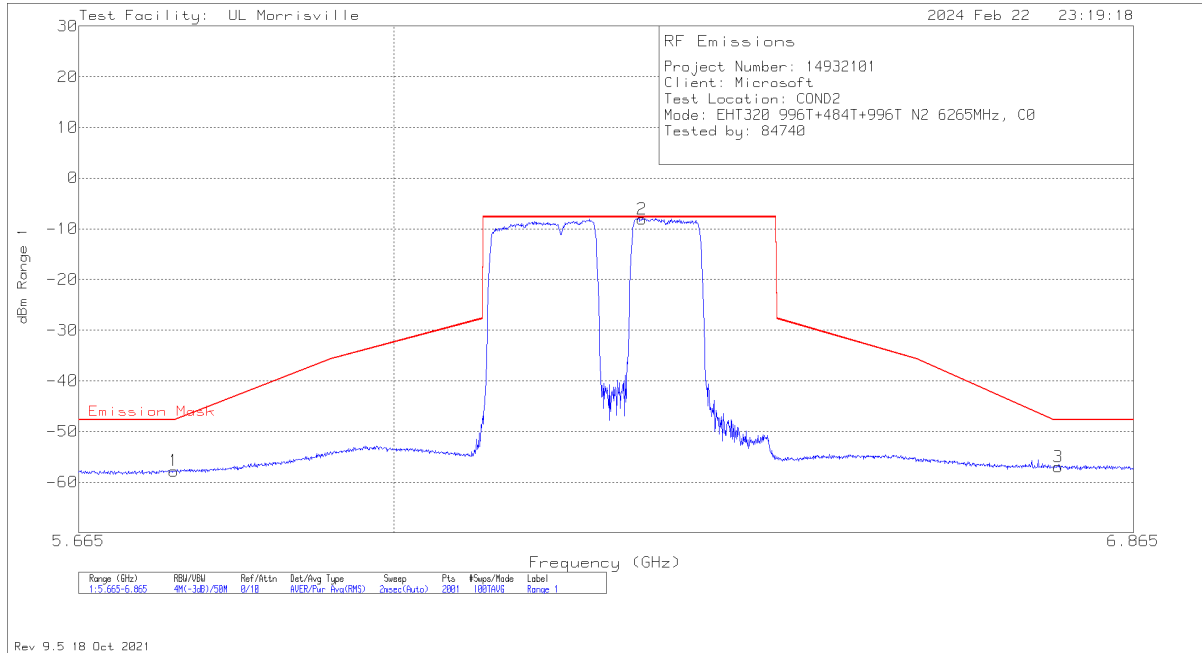
Marker	Frequency (GHz)	Meter Reading (dBm)	Det	Atten (dB)	CBL (dB)	Corrected Reading dBm	Emission Mask	Margin (dB)
1	5.6004	-69.12	RMS	9.9	3.6	-55.62	-46.16	-9.46
2	6.1122	-19.79	RMS	9.9	3.6	-6.29	-6.16	-.13
3	6.6084	-69.64	RMS	9.9	3.6	-56.14	-46.16	-9.98

RMS - RMS detection



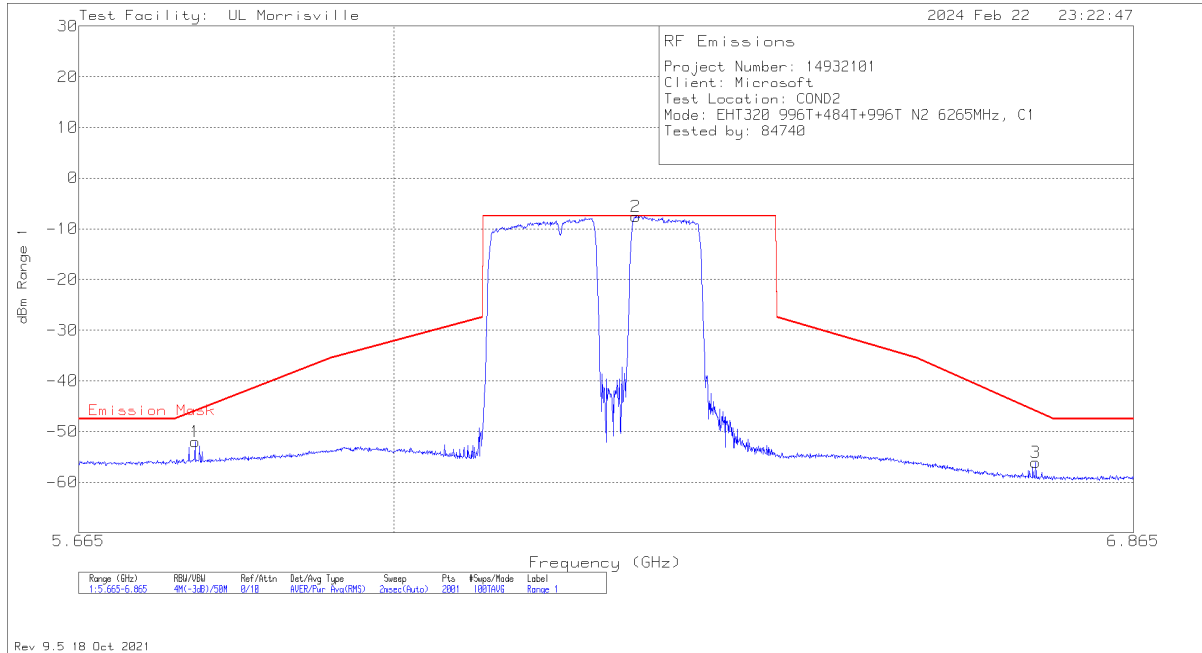
Marker	Frequency (GHz)	Meter Reading (dBm)	Det	Atten (dB)	CBL (dB)	Corrected Reading dBm	Emission Mask	Margin (dB)
1	5.6244	-62.88	RMS	9.8	3.5	-49.58	-45.29	-4.29
2	6.1182	-20.24	RMS	9.8	3.5	-6.94	-6.71	-.23
3	6.588	-67.85	RMS	9.8	3.5	-54.55	-45.5	-9.05

RMS - RMS detection



Marker	Frequency (GHz)	Meter Reading (dBm)	Det	Atten (dB)	CBL (dB)	Corrected Reading dBm	Emission Mask	Margin (dB)
1	5.764	-71.26	RMS	9.9	3.6	-57.76	-47.71	-10.05
2	6.277	-21.53	RMS	9.9	3.6	-8.03	-7.71	-32
3	6.7714	-70.43	RMS	9.9	3.6	-56.93	-47.71	-9.22

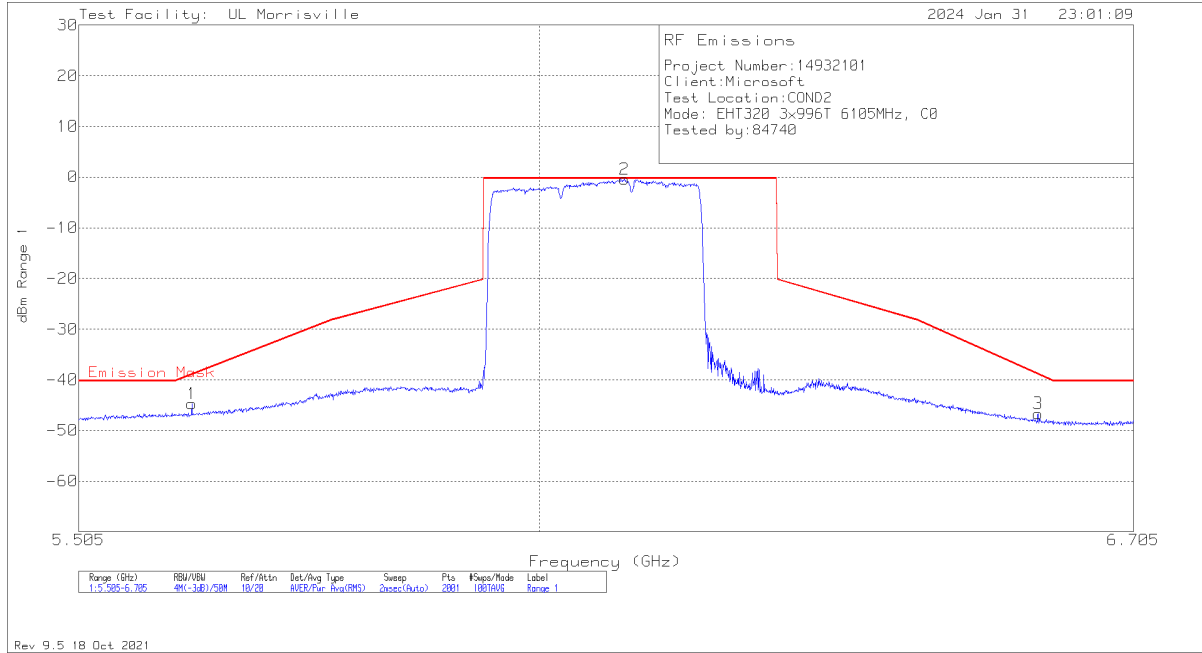
RMS - RMS detection



Marker	Frequency (GHz)	Meter Reading (dBm)	Det	Atten (dB)	CBL (dB)	Corrected Reading dBm	Emission Mask	Margin (dB)
1	5.7862	-65.33	RMS	9.8	3.5	-52.03	-45.95	-6.08
2	6.2698	-20.86	RMS	9.8	3.5	-7.56	-7.5	-.06
3	6.7438	-69.42	RMS	9.8	3.5	-56.12	-45.98	-10.14

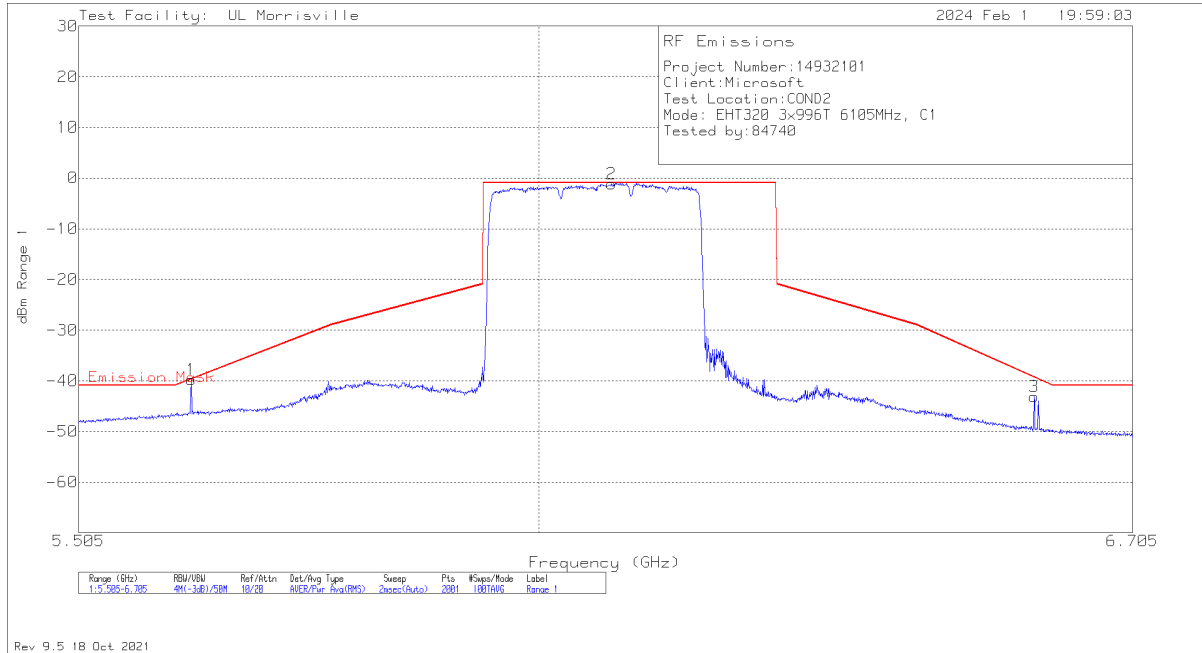
RMS - RMS detection

2TX CHAIN 0 + CHAIN 1 CDD OFDMA MODE: 3x996T (CONTIGUOUS) STANDARD POWER



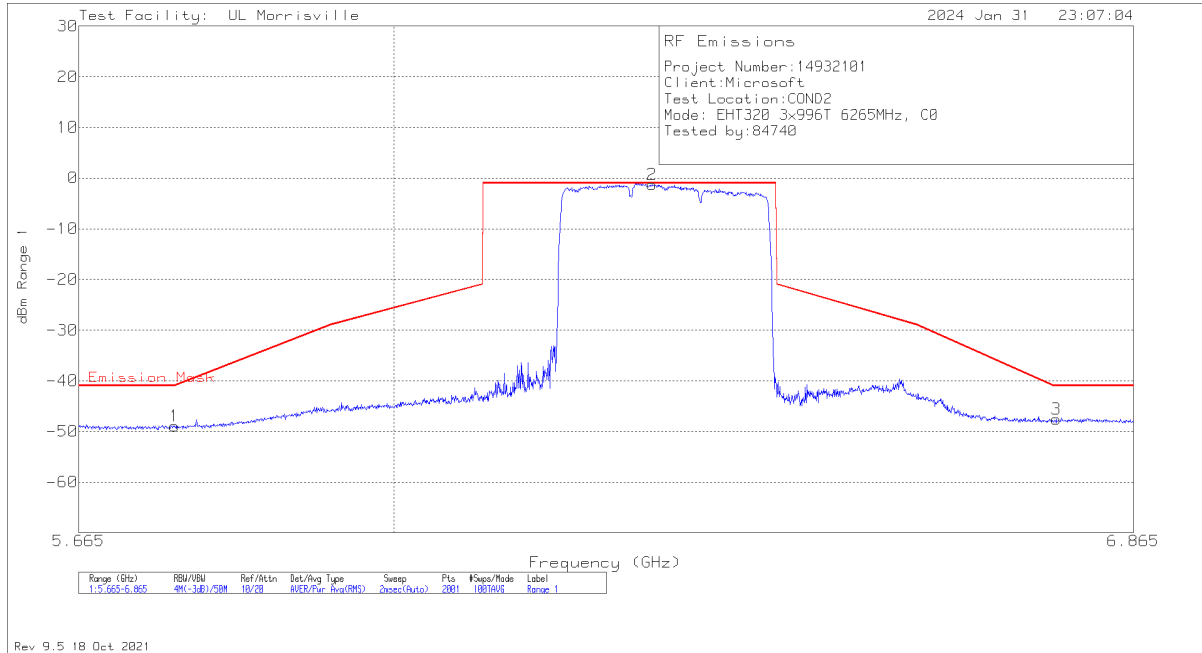
Marker	Frequency (GHz)	Meter Reading (dBm)	Det	Atten (dB)	CBL (dB)	Corrected Reading dBm	Emission Mask	Margin (dB)
1	5.6226	-58.21	RMS	9.9	3.6	-44.71	-38.93	-5.78
2	6.0966	-13.87	RMS	9.9	3.6	-.37	-.22	-.15
3	6.5868	-60.13	RMS	9.9	3.6	-46.63	-38.92	-7.71

RMS - RMS detection



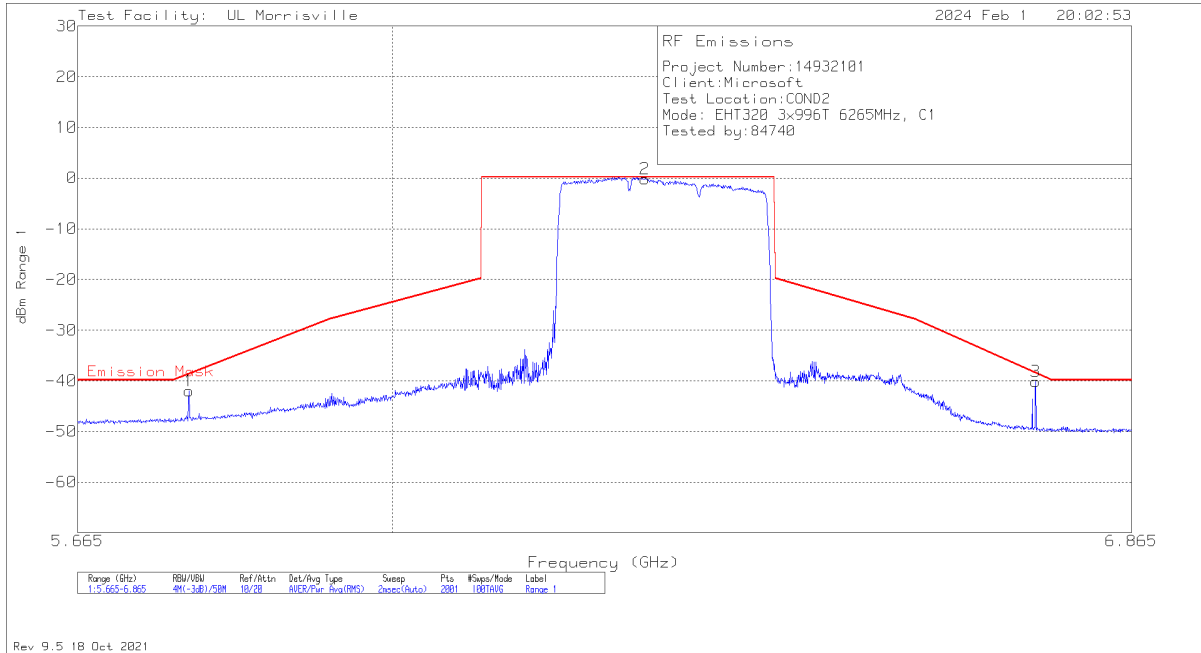
Marker	Frequency (GHz)	Meter Reading (dBm)	Det	Atten (dB)	CBL (dB)	Corrected Reading dBm	Emission Mask	Margin (dB)
1	5.622	-53.06	RMS	9.8	3.5	-39.76	-39.68	-.08
2	6.0822	-14.42	RMS	9.8	3.5	-1.12	-.93	-.19
3	6.5826	-56.4	RMS	9.8	3.5	-43.1	-39.33	-3.77

RMS - RMS detection



Marker	Frequency (GHz)	Meter Reading (dBm)	Det	Atten (dB)	CBL (dB)	Corrected Reading dBm	Emission Mask	Margin (dB)
1	5.7646	-62.36	RMS	9.9	3.6	-48.86	-41	-7.86
2	6.289	-14.82	RMS	9.9	3.6	-1.32	-1	-3.2
3	6.769	-61.1	RMS	9.9	3.6	-47.6	-41	-6.6

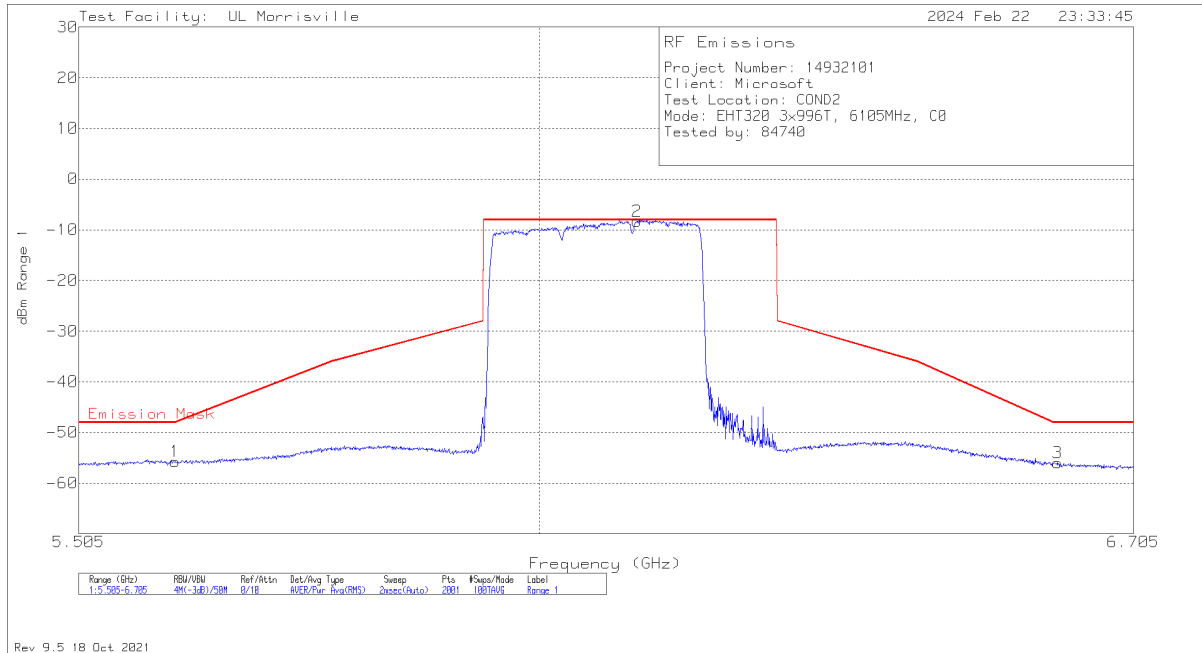
RMS - RMS detection



Marker	Frequency (GHz)	Meter Reading (dBm)	Det	Atten (dB)	CBL (dB)	Corrected Reading dBm	Emission Mask	Margin (dB)
1	5.7814	-55.23	RMS	9.8	3.5	-41.93	-38.64	-3.29
2	6.2824	-13.42	RMS	9.8	3.5	-.12	.16	-.28
3	6.7462	-53.41	RMS	9.8	3.5	-40.11	-38.5	-1.61

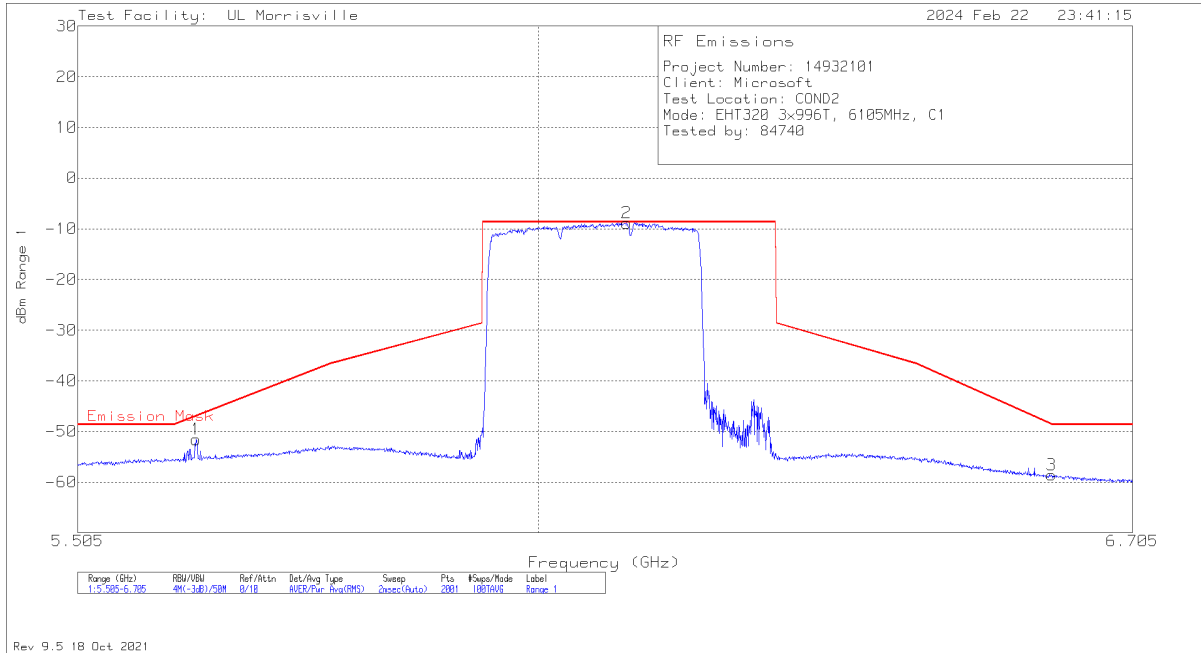
RMS - RMS detection

2TX CHAIN 0 + CHAIN 1 CDD OFDMA MODE: 3x996T (CONTIGUOUS) LOW POWER INDOOR



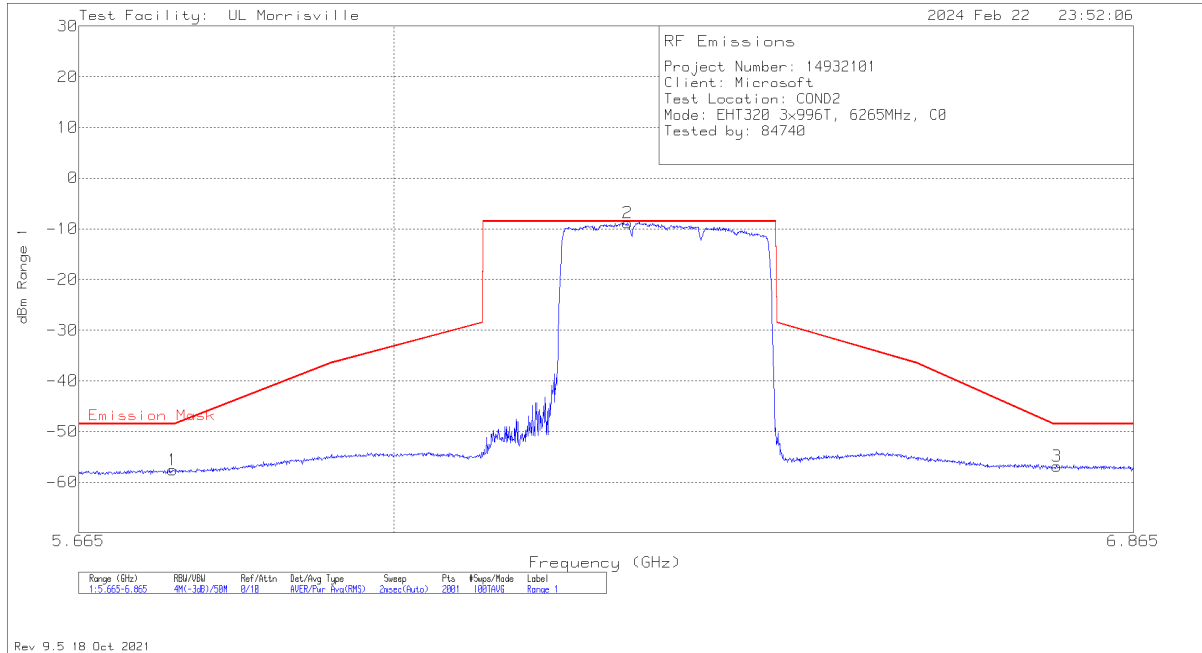
Marker	Frequency (GHz)	Meter Reading (dBm)	Det	Atten (dB)	CBL (dB)	Corrected Reading dBm	Emission Mask	Margin (dB)
1	5.6052	-69.23	RMS	9.9	3.6	-55.73	-48.01	-7.72
2	6.111	-21.77	RMS	9.9	3.6	-8.27	-8.02	-2.25
3	6.6108	-69.51	RMS	9.9	3.6	-56.01	-48.02	-7.99

RMS - RMS detection



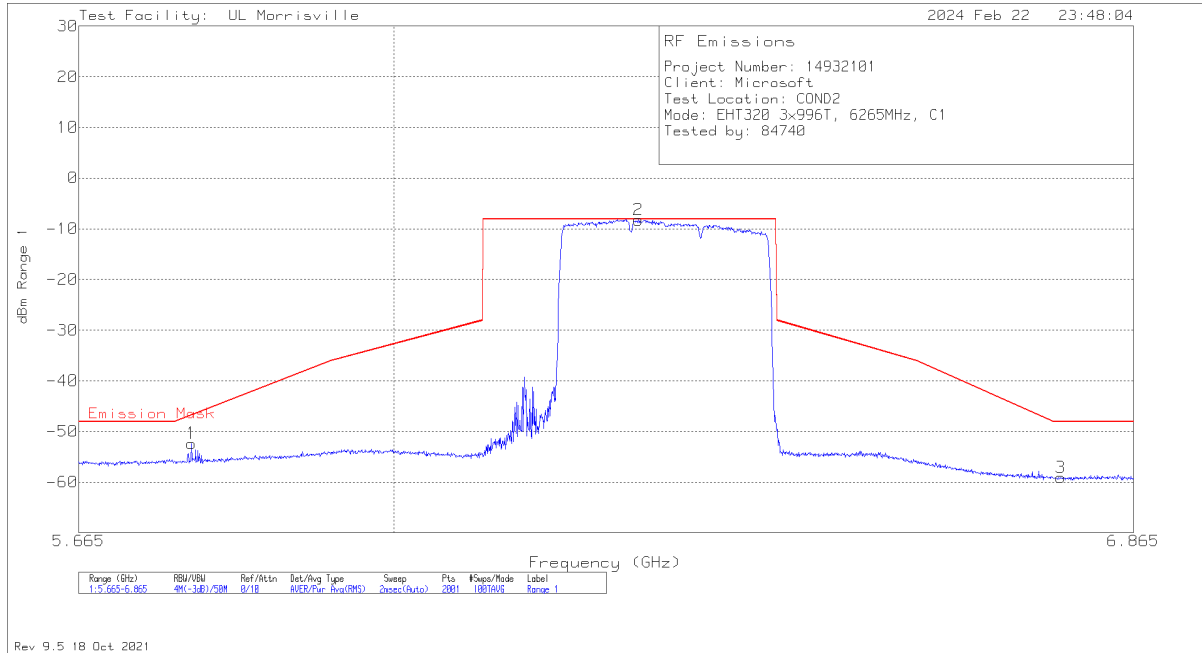
Marker	Frequency (GHz)	Meter Reading (dBm)	Det	Atten (dB)	CBL (dB)	Corrected Reading dBm	Emission Mask	Margin (dB)
1	5.628	-64.87	RMS	9.8	3.5	-51.57	-46.98	-4.59
2	6.1002	-22.18	RMS	9.8	3.5	-8.88	-8.66	-.22
3	6.6042	-71.88	RMS	9.8	3.5	-58.58	-48.6	-9.98

RMS - RMS detection



Marker	Frequency (GHz)	Meter Reading (dBm)	Det	Atten (dB)	CBL (dB)	Corrected Reading dBm	Emission Mask	Margin (dB)
1	5.7628	-71.13	RMS	9.9	3.6	-57.63	-48.52	-9.11
2	6.2608	-22.29	RMS	9.9	3.6	-8.79	-8.52	-.27
3	6.7702	-70.34	RMS	9.9	3.6	-56.84	-48.52	-8.32

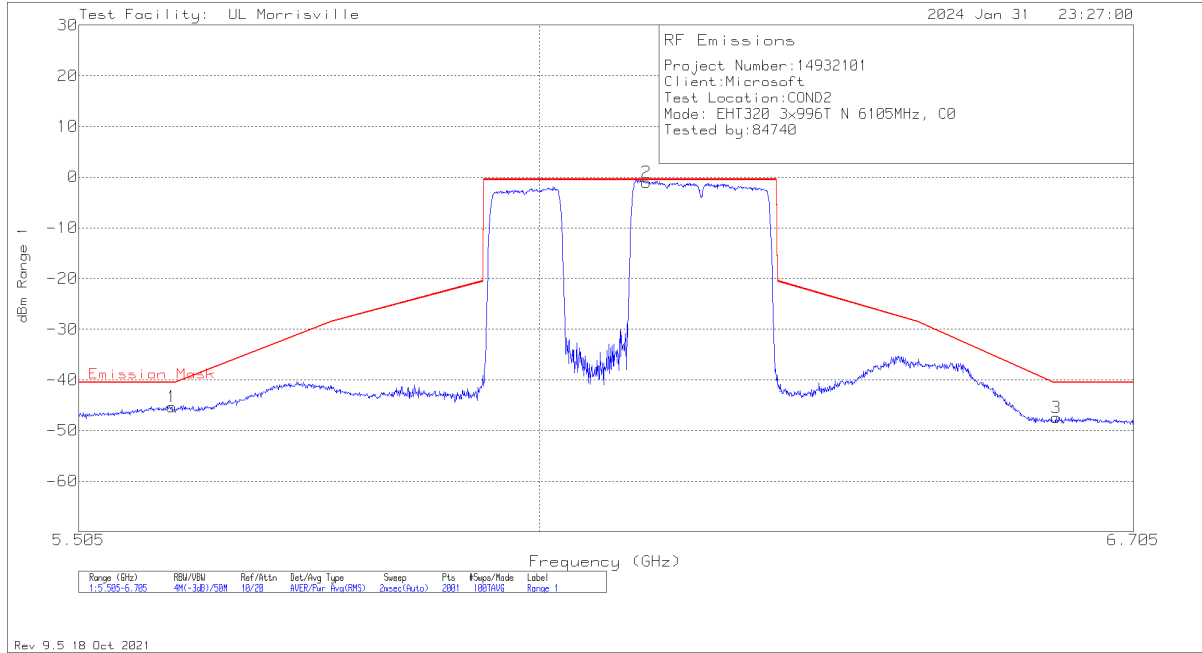
RMS - RMS detection



Marker	Frequency (GHz)	Meter Reading (dBm)	Det	Atten (dB)	CBL (dB)	Corrected Reading dBm	Emission Mask	Margin (dB)
1	5.7826	-65.62	RMS	9.8	3.5	-52.32	-46.81	-5.51
2	6.2728	-21.56	RMS	9.8	3.5	-8.26	-8.1	-1.16
3	6.775	-72.37	RMS	9.8	3.5	-59.07	-48.1	-10.97

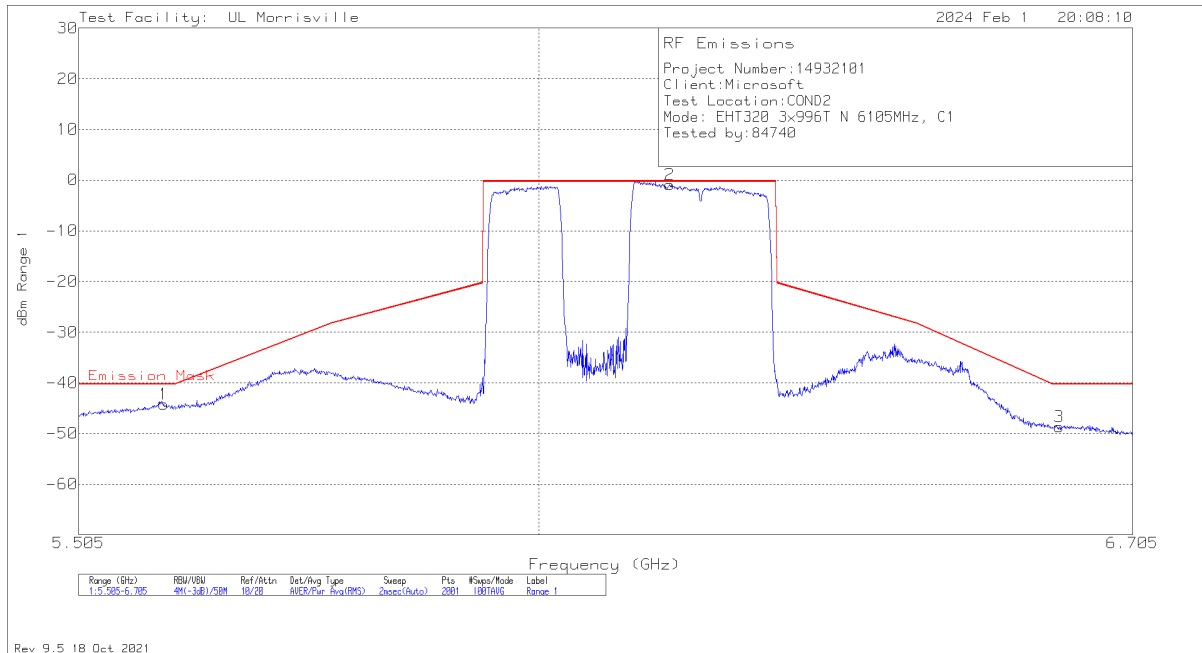
RMS - RMS detection

2TX CHAIN 0 + CHAIN 1 CDD OFDMA MODE: 3x996T (NON-CONTIGUOUS) STANDARD POWER



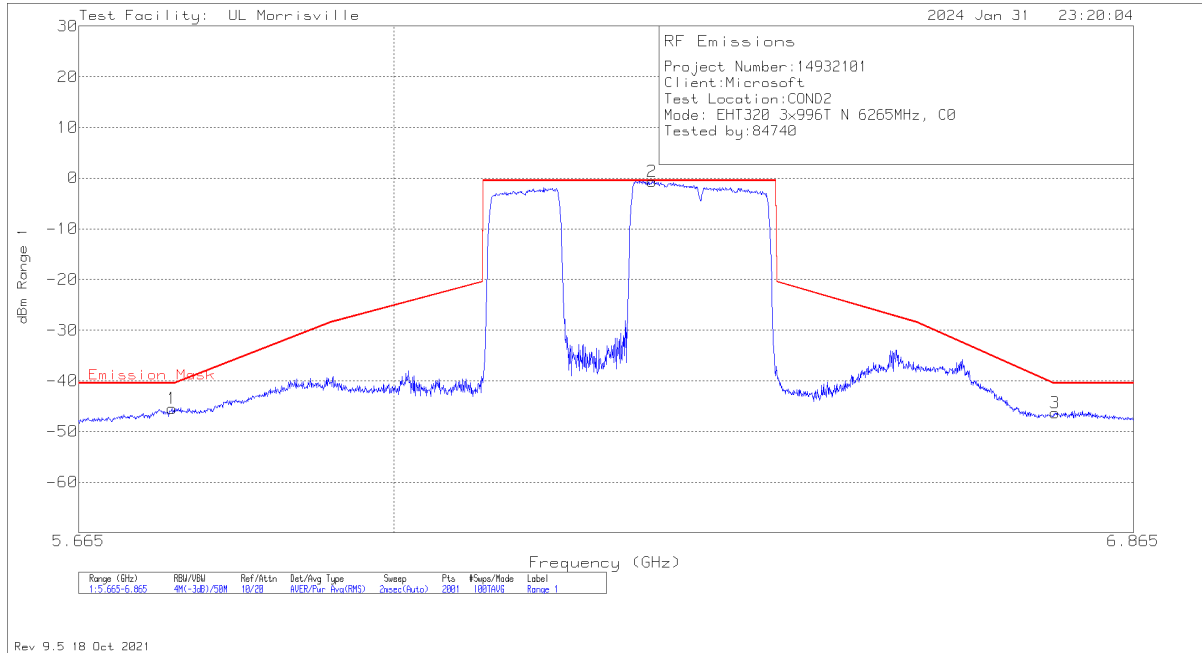
Marker	Frequency (GHz)	Meter Reading (dBm)	Det	Atten (dB)	CBL (dB)	Corrected Reading dBm	Emission Mask	Margin (dB)
1	5.6016	-58.79	RMS	9.9	3.6	-45.29	-40.53	-4.76
2	6.1218	-14.5	RMS	9.9	3.6	-1	-.53	-4.47
3	6.609	-60.92	RMS	9.9	3.6	-47.42	-40.53	-6.89

RMS - RMS detection



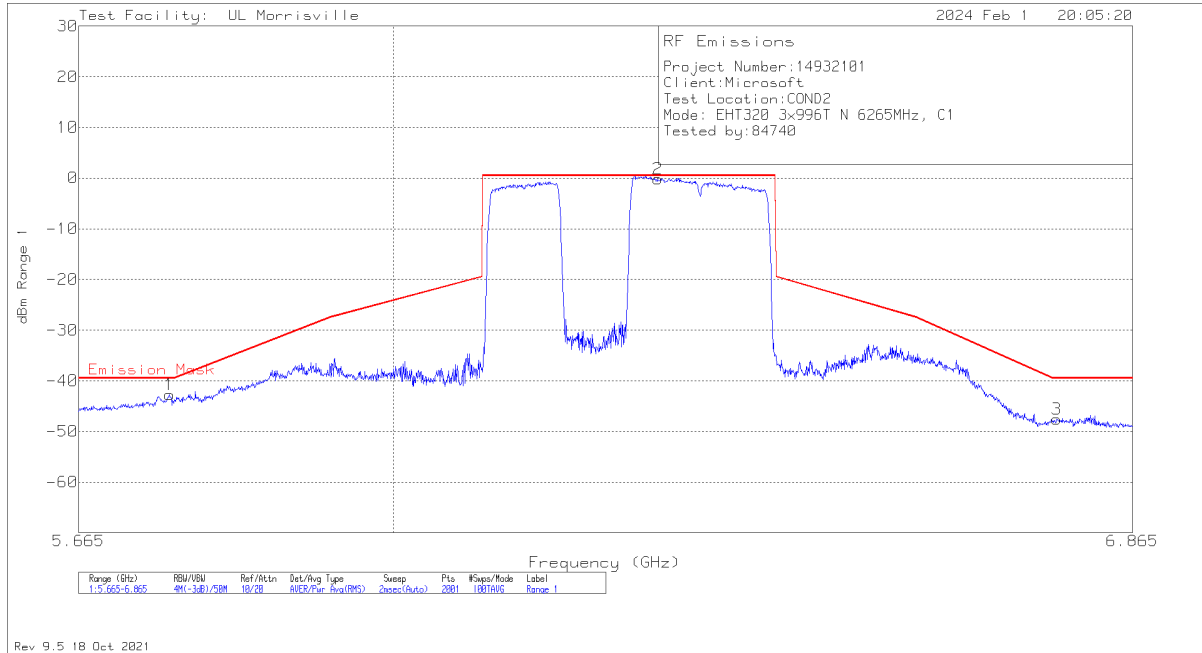
Marker	Frequency (GHz)	Meter Reading (dBm)	Det	Atten (dB)	CBL (dB)	Corrected Reading dBm	Emission Mask	Margin (dB)
1	5.5932	-57.52	RMS	9.8	3.5	-44.22	-40.28	-3.94
2	6.1488	-14.17	RMS	9.8	3.5	-.87	-.28	-.59
3	6.6138	-61.94	RMS	9.8	3.5	-48.64	-40.28	-8.36

RMS - RMS detection



Marker	Frequency (GHz)	Meter Reading (dBm)	Det	Atten (dB)	CBL (dB)	Corrected Reading dBm	Emission Mask	Margin (dB)
1	5.7622	-58.97	RMS	9.9	3.6	-45.47	-40.5	-4.97
2	6.2884	-14.14	RMS	9.9	3.6	-.64	-.5	-.14
3	6.7678	-59.81	RMS	9.9	3.6	-46.31	-40.5	-5.81

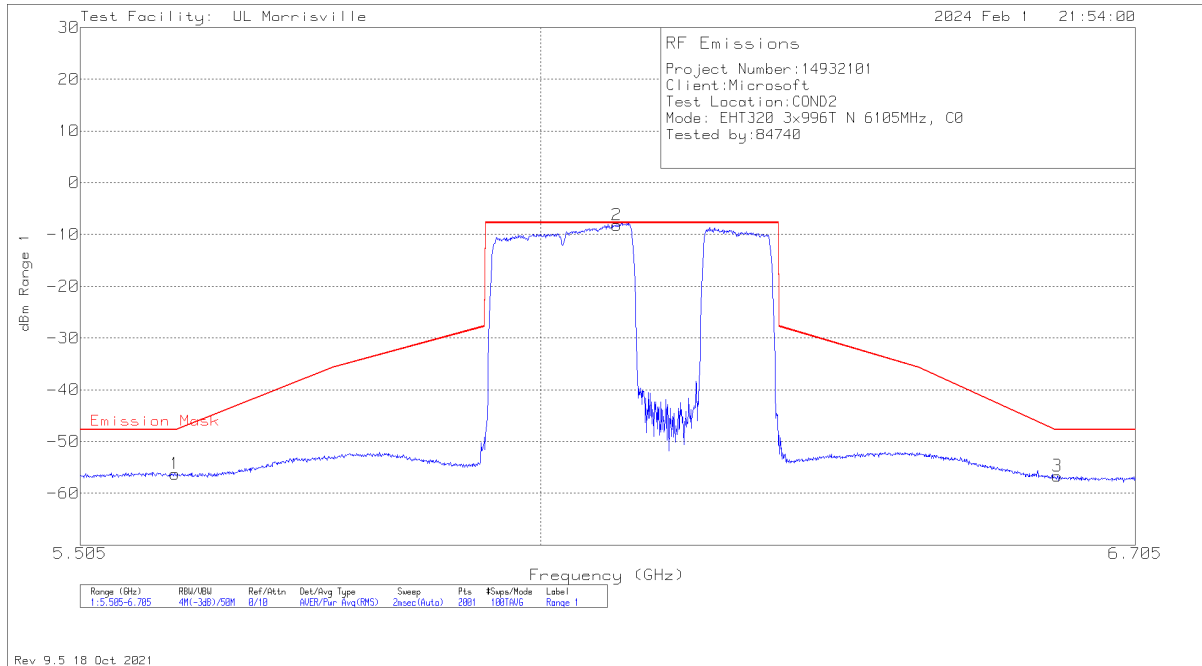
RMS - RMS detection



Marker	Frequency (GHz)	Meter Reading (dBm)	Det	Atten (dB)	CBL (dB)	Corrected Reading dBm	Emission Mask	Margin (dB)
1	5.7598	-56.06	RMS	9.8	3.5	-42.76	-39.48	-3.28
2	6.2956	-13.47	RMS	9.8	3.5	-.17	.52	-.69
3	6.7708	-60.81	RMS	9.8	3.5	-47.51	-39.48	-8.03

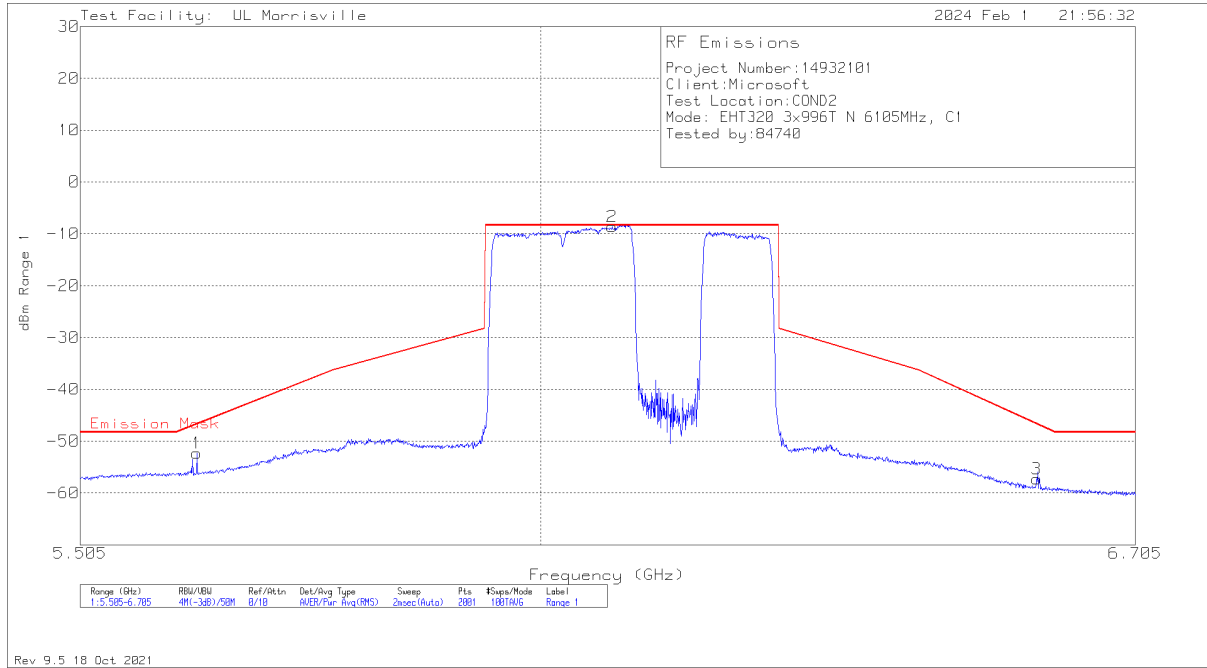
RMS - RMS detection

2TX CHAIN 0 + CHAIN 1 CDD OFDMA MODE: 3x996T (NON-CONTIGUOUS) LOW POWER INDOOR



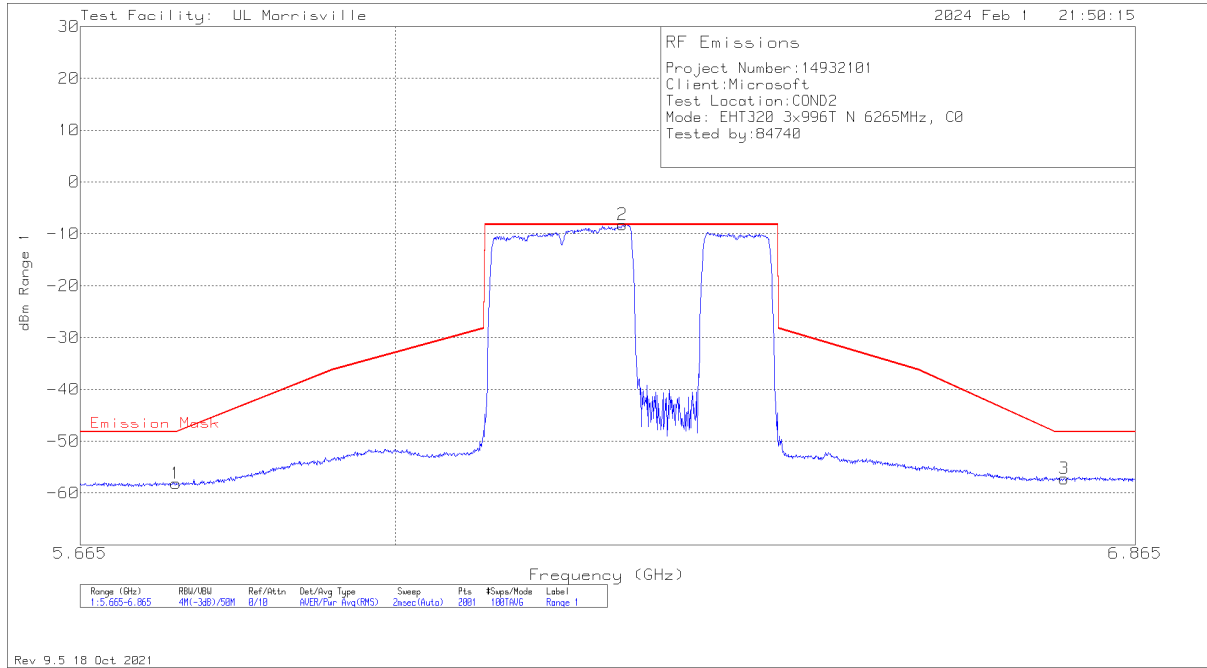
Marker	Frequency (GHz)	Meter Reading (dBm)	Det	Atten (dB)	CBL (dB)	Corrected Reading dBm	Emission Mask	Margin (dB)
1	5.6034	-69.73	RMS	9.9	3.6	-56.23	-47.73	-8.5
2	6.0858	-21.67	RMS	9.9	3.6	-8.17	-7.73	-.44
3	6.6078	-70.16	RMS	9.9	3.6	-56.66	-47.73	-8.93

RMS - RMS detection



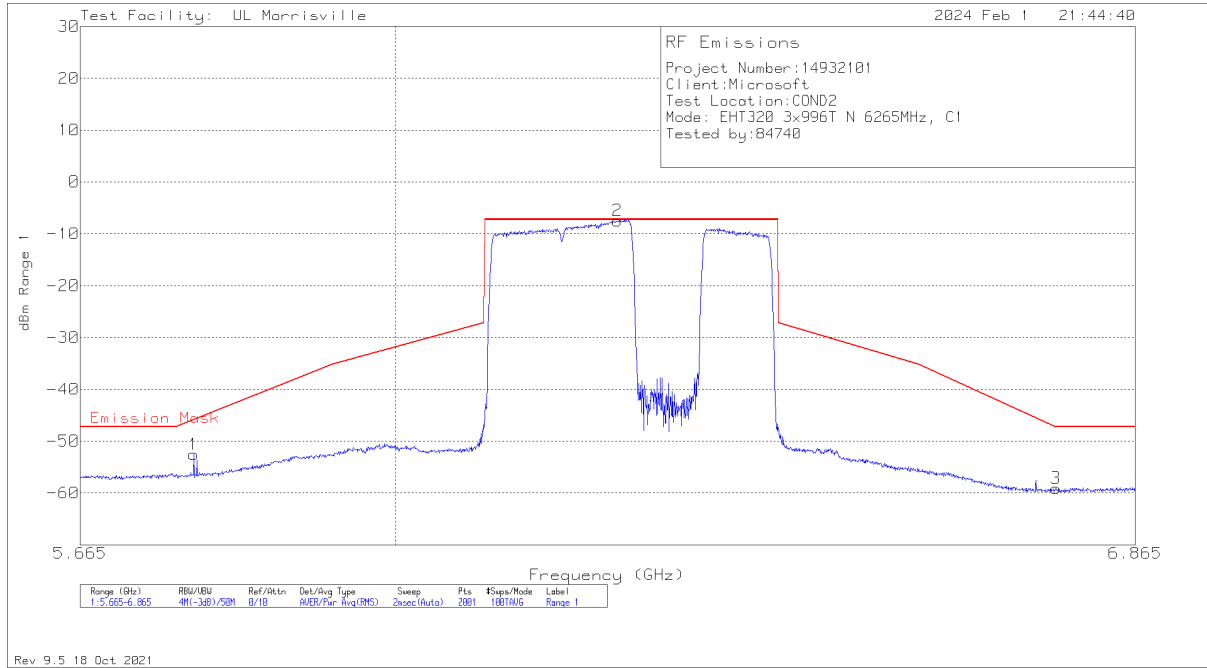
Marker	Frequency (GHz)	Meter Reading (dBm)	Det	Atten (dB)	CBL (dB)	Corrected Reading dBm	Emission Mask	Margin (dB)
1	5.6262	-65.63	RMS	9.8	3.5	-52.33	-46.76	-5.57
2	6.0804	-21.93	RMS	9.8	3.5	-8.63	-8.31	-.32
3	6.5826	-70.59	RMS	9.8	3.5	-57.29	-46.71	-10.58

RMS - RMS detection



Marker	Frequency (GHz)	Meter Reading (dBm)	Det	Atten (dB)	CBL (dB)	Corrected Reading dBm	Emission Mask	Margin (dB)
1	5.7646	-71.65	RMS	9.9	3.6	-58.15	-48.22	-9.93
2	6.253	-21.74	RMS	9.9	3.6	-8.24	-8.22	-.02
3	6.7768	-70.7	RMS	9.9	3.6	-57.2	-48.22	-8.98

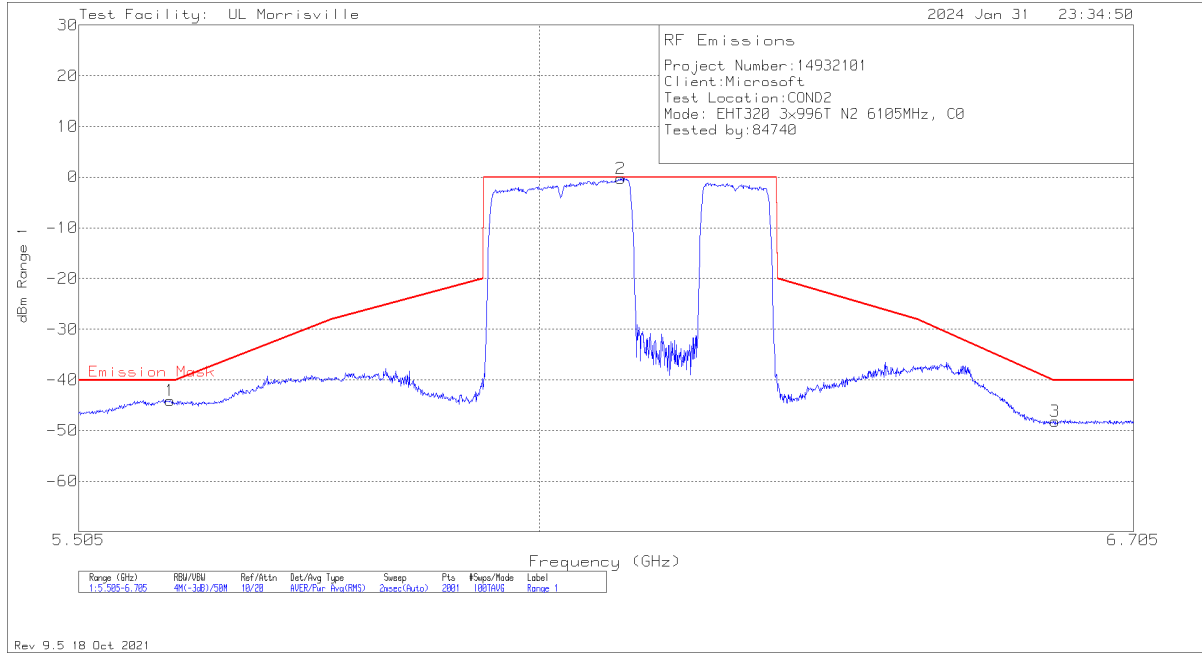
RMS - RMS detection



Marker	Frequency (GHz)	Meter Reading (dBm)	Det	Atten (dB)	CBL (dB)	Corrected Reading dBm	Emission Mask	Margin (dB)
1	5.7832	-65.86	RMS	9.8	3.5	-52.56	-45.9	-6.66
2	6.247	-20.76	RMS	9.8	3.5	-7.46	-7.23	-.23
3	6.7666	-72.39	RMS	9.8	3.5	-59.09	-47.23	-11.86

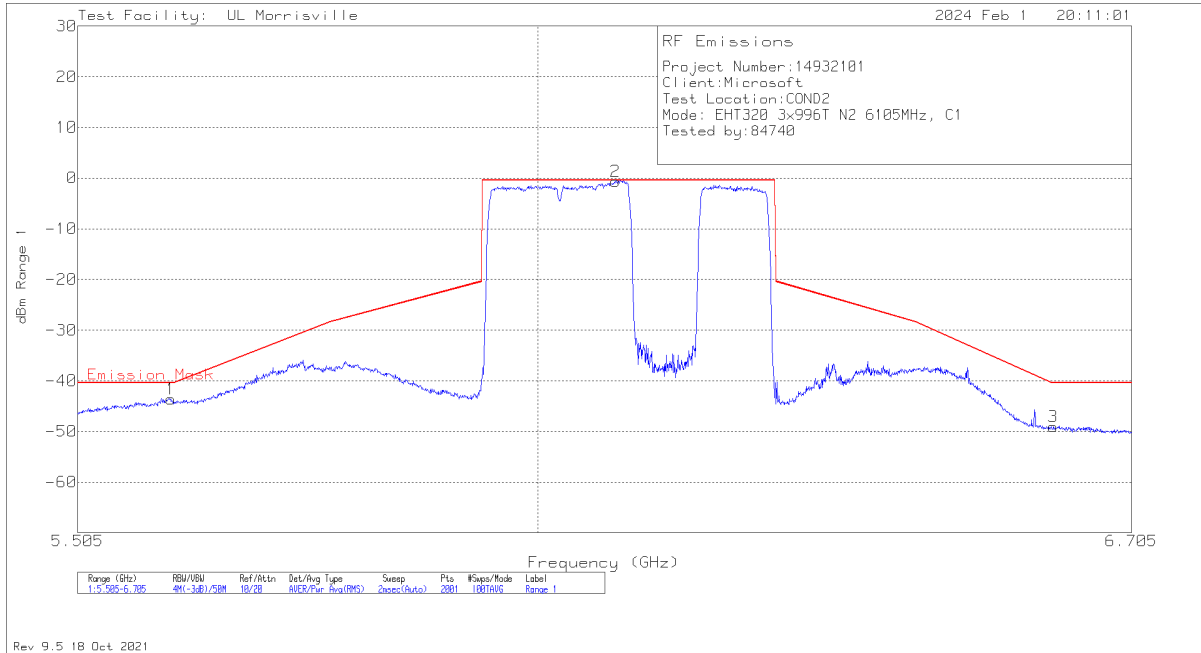
RMS - RMS detection

2TX CHAIN 0 + CHAIN 1 CDD OFDMA MODE: 3x996T (NON-CONTIGUOUS 2) STANDARD POWER



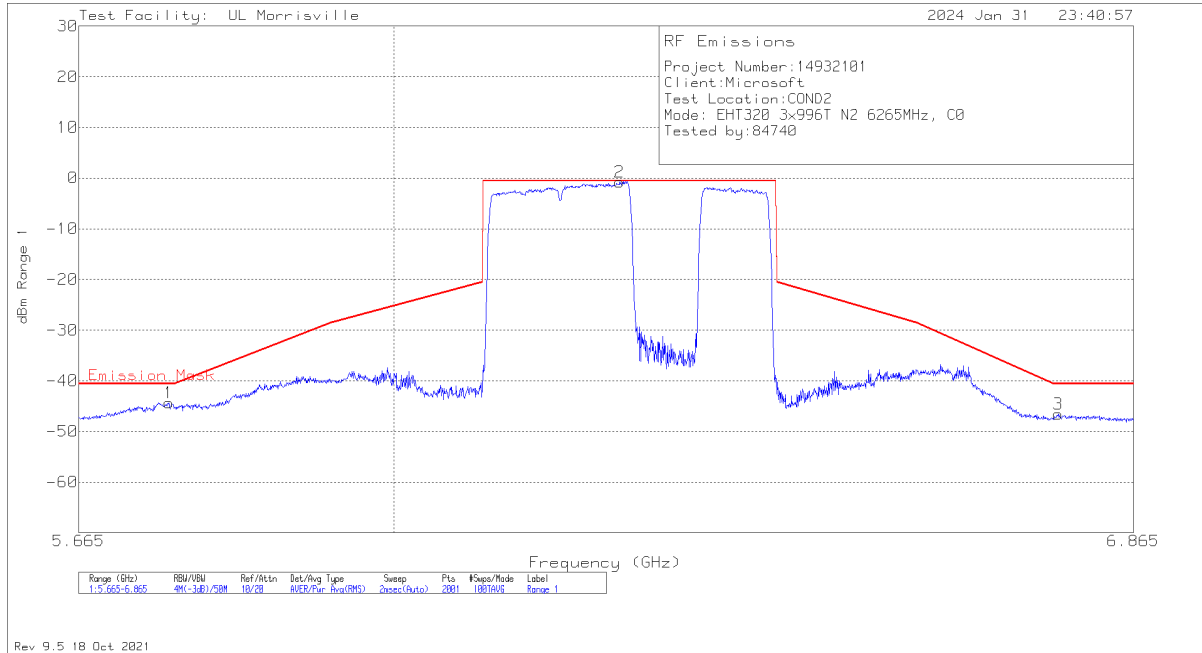
Marker	Frequency (GHz)	Meter Reading (dBm)	Det	Atten (dB)	CBL (dB)	Corrected Reading dBm	Emission Mask	Margin (dB)
1	5.5998	-57.56	RMS	9.9	3.6	-44.06	-40.09	-3.97
2	6.0918	-13.76	RMS	9.9	3.6	-2.26	-.09	-1.17
3	6.6078	-61.68	RMS	9.9	3.6	-48.18	-40.09	-8.09

RMS - RMS detection



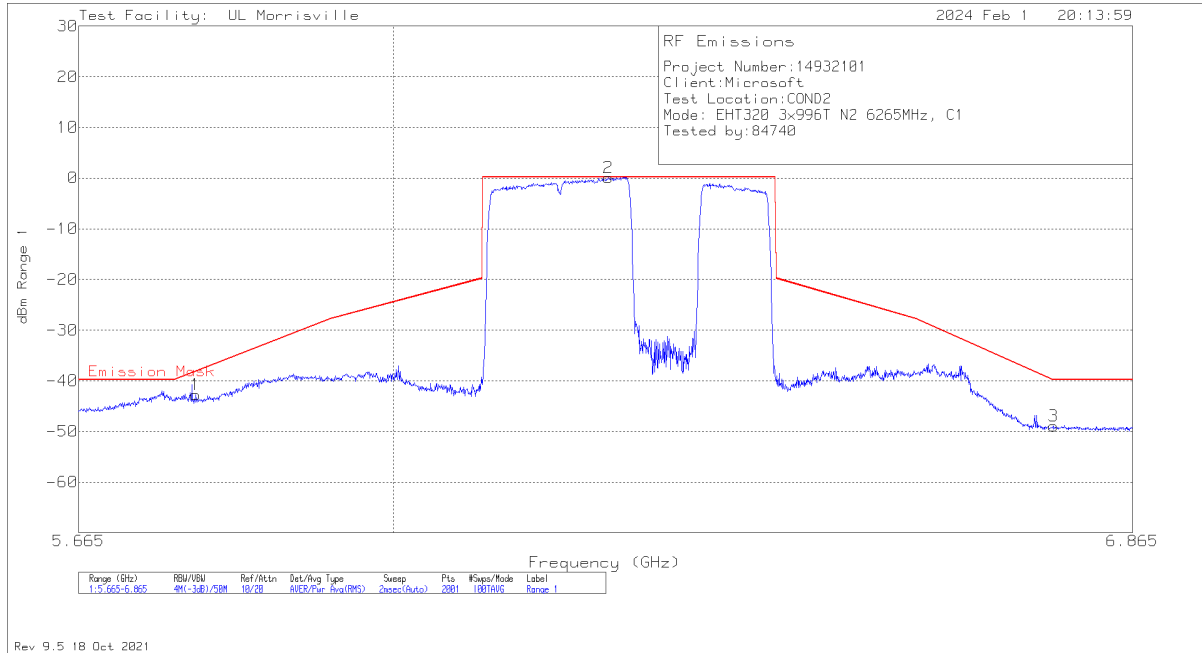
Marker	Frequency (GHz)	Meter Reading (dBm)	Det	Atten (dB)	CBL (dB)	Corrected Reading dBm	Emission Mask	Margin (dB)
1	5.6016	-56.84	RMS	9.8	3.5	-43.54	-40.43	-3.11
2	6.0876	-13.95	RMS	9.8	3.5	-65	-43	-22
3	6.6078	-62.32	RMS	9.8	3.5	-49.02	-40.43	-8.59

RMS - RMS detection



Marker	Frequency (GHz)	Meter Reading (dBm)	Det	Atten (dB)	CBL (dB)	Corrected Reading dBm	Emission Mask	Margin (dB)
1	5.7586	-57.87	RMS	9.9	3.6	-44.37	-40.57	-3.8
2	6.2518	-14.32	RMS	9.9	3.6	-8.2	-5.7	-2.5
3	6.7714	-60.06	RMS	9.9	3.6	-46.56	-40.57	-5.99

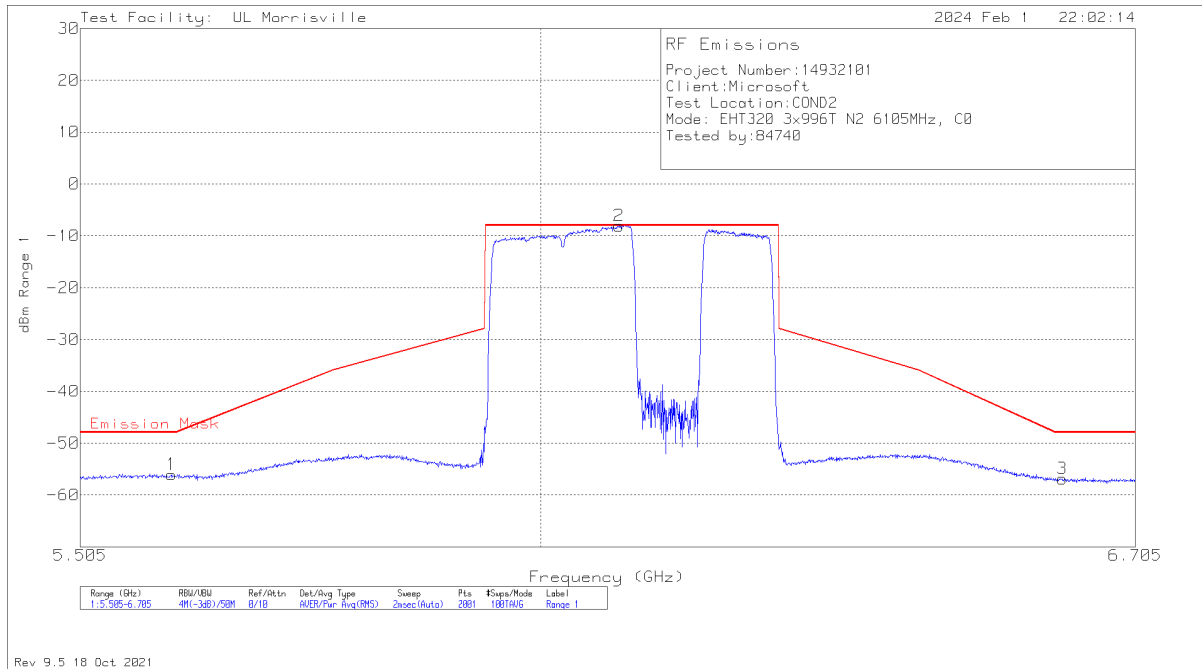
RMS - RMS detection



Marker	Frequency (GHz)	Meter Reading (dBm)	Det	Atten (dB)	CBL (dB)	Corrected Reading dBm	Emission Mask	Margin (dB)
1	5.7874	-56.06	RMS	9.8	3.5	-42.76	-38.17	-4.59
2	6.2392	-13.21	RMS	9.8	3.5	.09	.19	-.1
3	6.7666	-62.21	RMS	9.8	3.5	-48.91	-39.81	-9.1

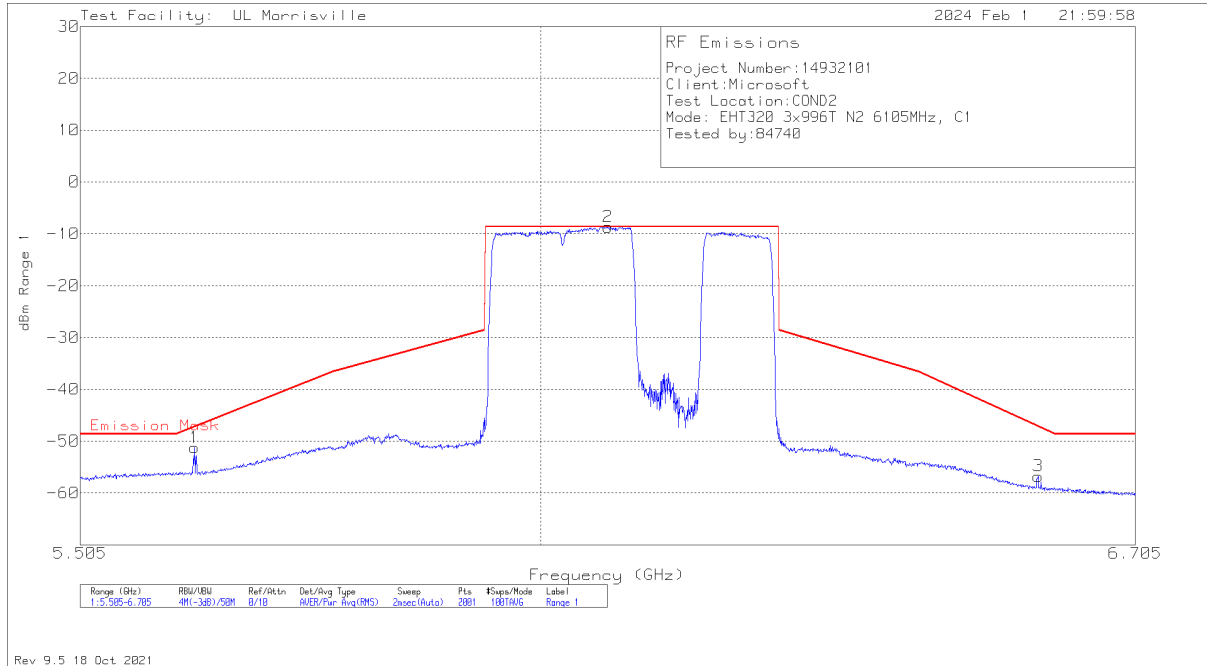
RMS - RMS detection

2TX CHAIN 0 + CHAIN 1 CDD OFDMA MODE: 3x996T (NON-CONTIGUOUS 2) LOW POWER INDOOR



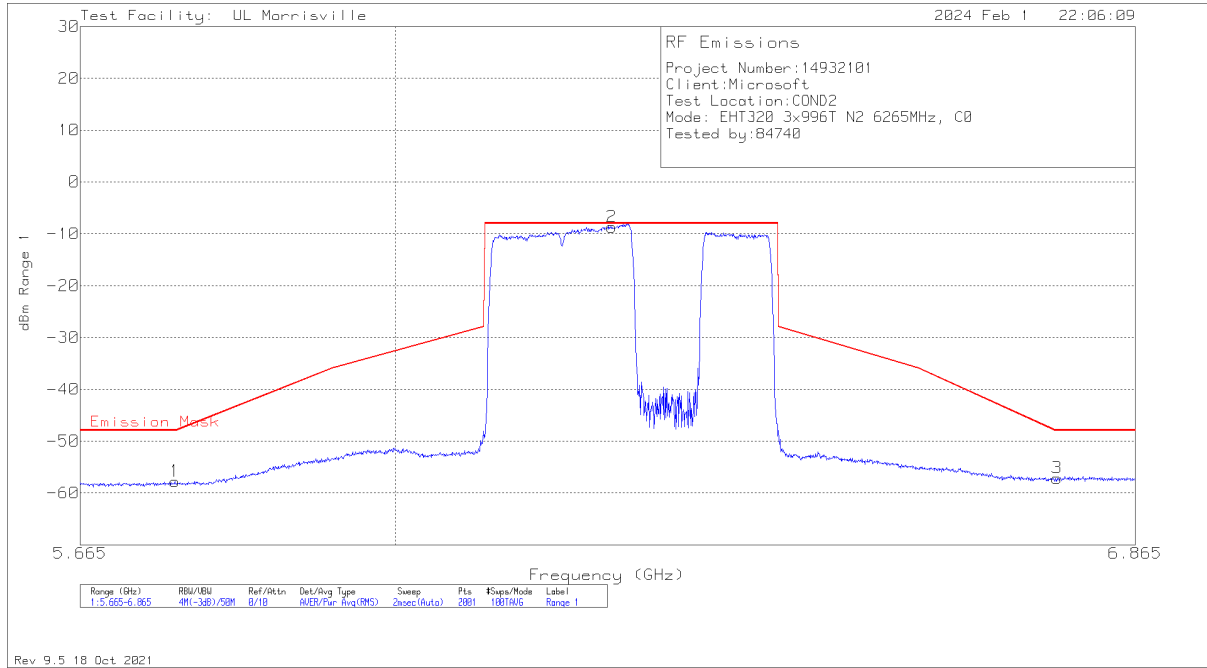
Marker	Frequency (GHz)	Meter Reading (dBm)	Det	Atten (dB)	CBL (dB)	Corrected Reading dBm	Emission Mask	Margin (dB)
1	5.5998	-69.56	RMS	9.9	3.6	-56.06	-47.95	-8.11
2	6.0882	-21.54	RMS	9.9	3.6	-8.04	-7.95	-.09
3	6.6144	-70.36	RMS	9.9	3.6	-56.86	-47.95	-8.91

RMS - RMS detection



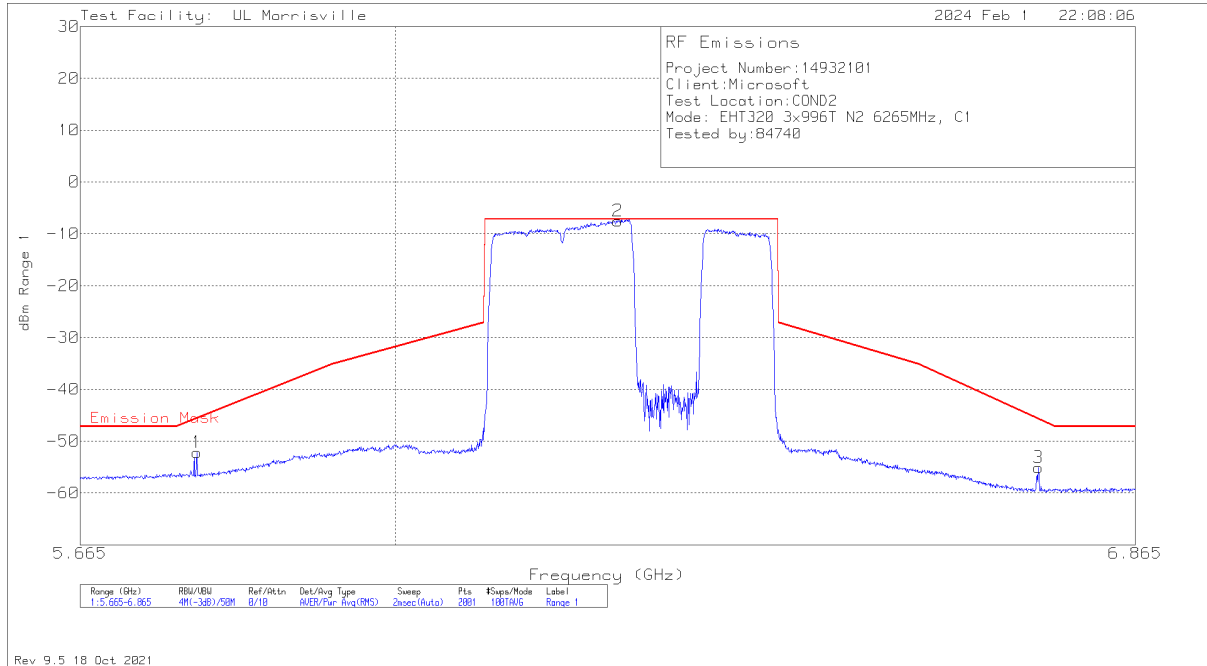
Marker	Frequency (GHz)	Meter Reading (dBm)	Det	Atten (dB)	CBL (dB)	Corrected Reading dBm	Emission Mask	Margin (dB)
1	5.6238	-64.54	RMS	9.8	3.5	-51.24	-47.25	-3.99
2	6.0756	-21.95	RMS	9.8	3.5	-8.65	-8.63	-.02
3	6.5844	-70.05	RMS	9.8	3.5	-56.75	-47.16	-9.59

RMS - RMS detection



Marker	Frequency (GHz)	Meter Reading (dBm)	Det	Atten (dB)	CBL (dB)	Corrected Reading dBm	Emission Mask	Margin (dB)
1	5.7634	-71.25	RMS	9.9	3.6	-57.75	-47.95	-9.8
2	6.241	-22.16	RMS	9.9	3.6	-8.66	-7.95	-.71
3	6.7678	-70.61	RMS	9.9	3.6	-57.11	-47.95	-9.16

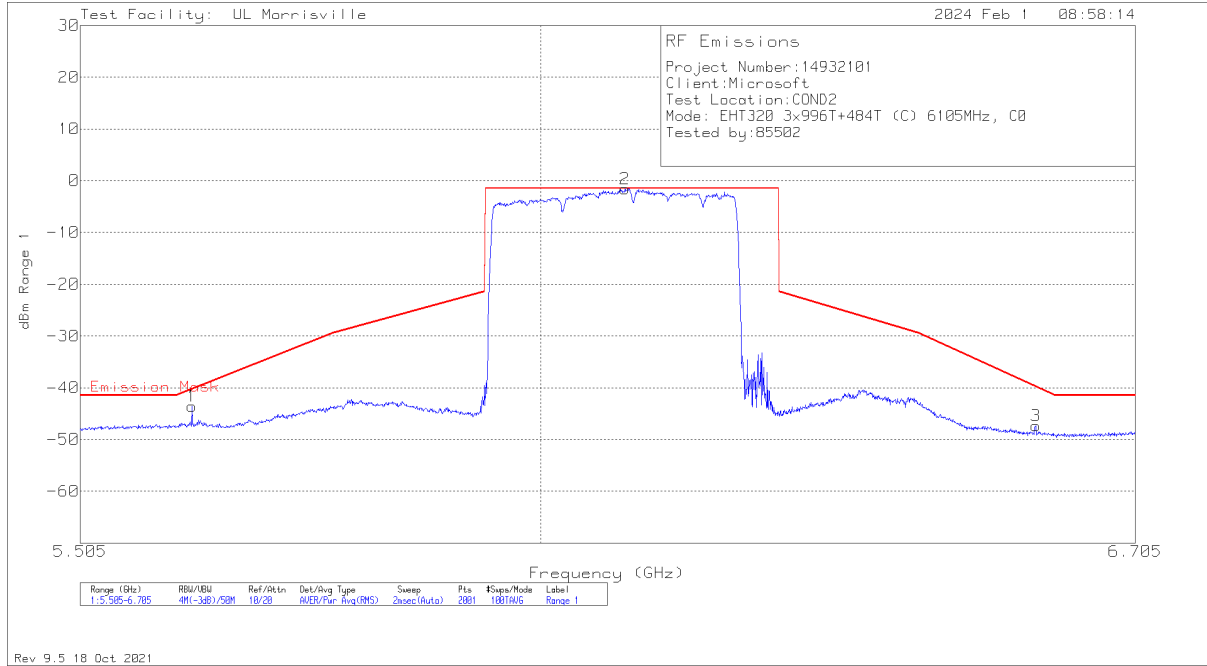
RMS - RMS detection



Marker	Frequency (GHz)	Meter Reading (dBm)	Det	Atten (dB)	CBL (dB)	Corrected Reading dBm	Emission Mask	Margin (dB)
1	5.7868	-65.47	RMS	9.8	3.5	-52.17	-45.58	-6.59
2	6.2476	-20.8	RMS	9.8	3.5	-7.5	-7.18	-.32
3	6.745	-68.39	RMS	9.8	3.5	-55.09	-45.75	-9.34

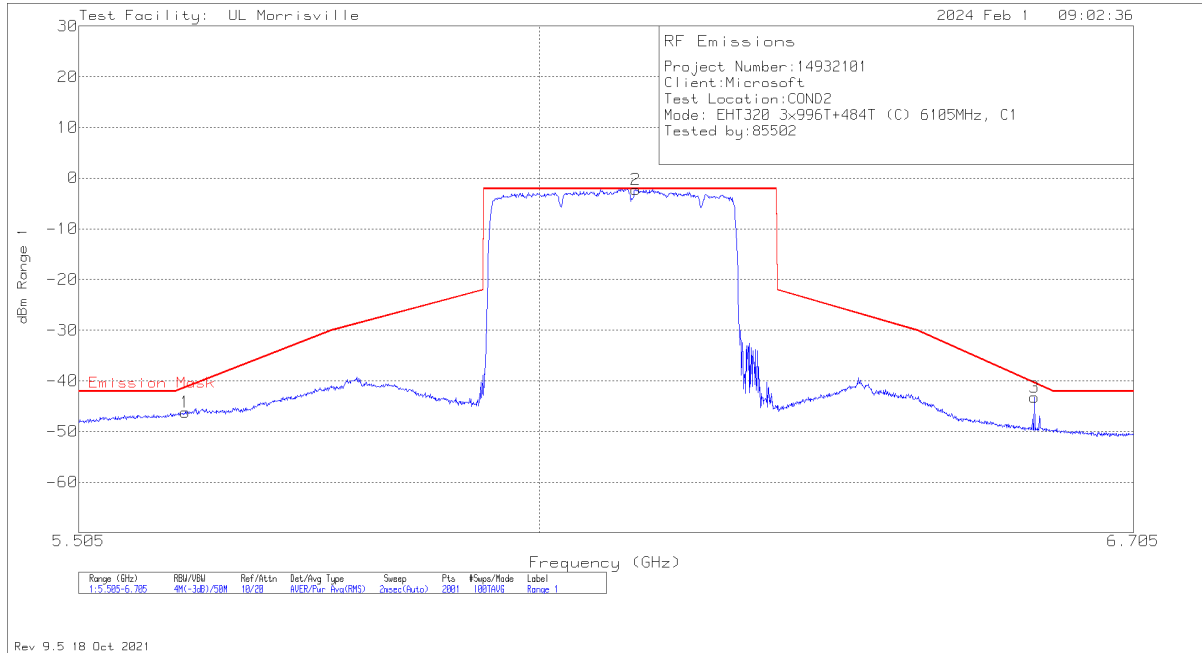
RMS - RMS detection

2TX CHAIN 0 + CHAIN 1 CDD OFDMA MODE: 3x996T+484T (CONTIGUOUS) STANDARD POWER



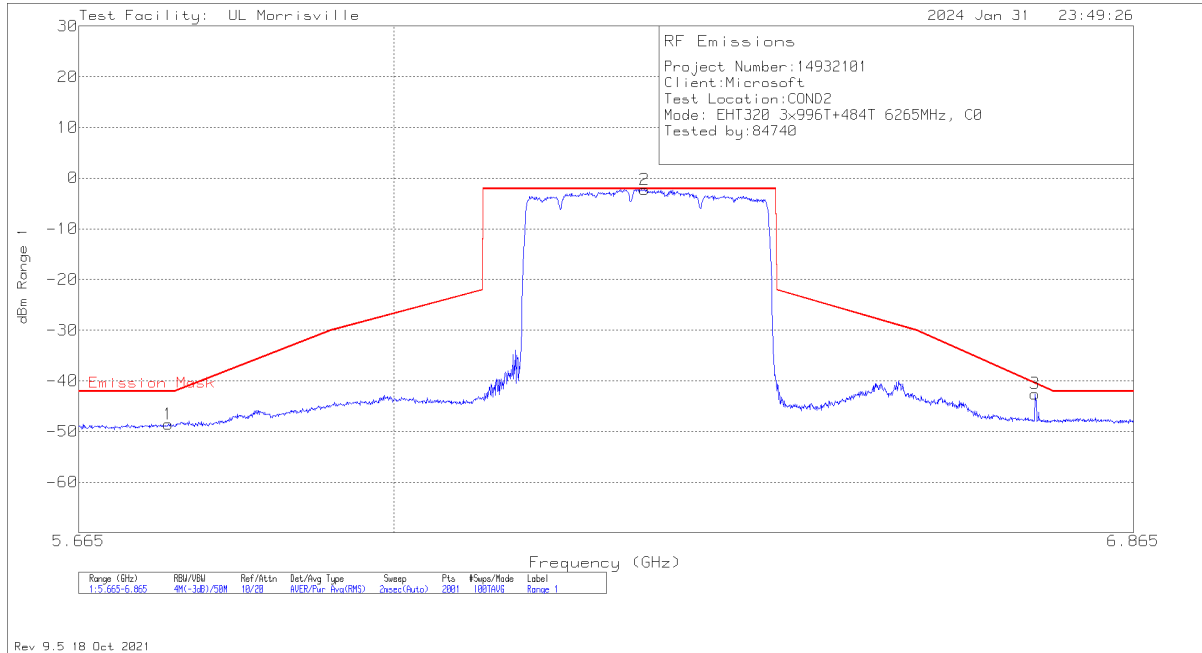
Marker	Frequency (GHz)	Meter Reading (dBm)	Det	Atten (dB)	CBL (dB)	Corrected Reading dBm	Emission Mask	Margin (dB)
1	5.6214	-57.08	RMS	9.9	3.6	-43.58	-40.27	-3.31
2	6.0948	-15.07	RMS	9.9	3.6	-1.57	-1.47	-.1
3	6.5814	-60.86	RMS	9.9	3.6	-47.36	-39.78	-7.58

RMS - RMS detection



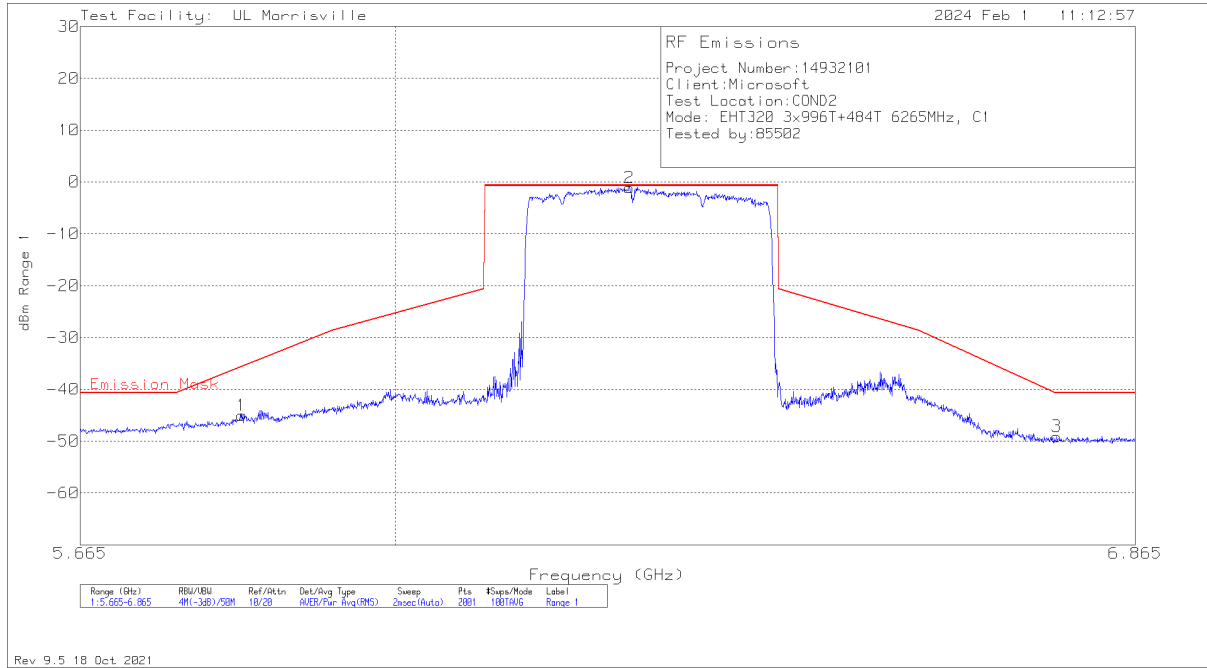
Marker	Frequency (GHz)	Meter Reading (dBm)	Det	Atten (dB)	CBL (dB)	Corrected Reading dBm	Emission Mask	Margin (dB)
1	5.6154	-59.48	RMS	9.8	3.5	-46.18	-41.33	-4.85
2	6.1092	-15.58	RMS	9.8	3.5	-2.28	-2.09	-.19
3	6.582	-56.48	RMS	9.8	3.5	-43.18	-40.45	-2.73

RMS - RMS detection



Marker	Frequency (GHz)	Meter Reading (dBm)	Det	Atten (dB)	CBL (dB)	Corrected Reading dBm	Emission Mask	Margin (dB)
1	5.758	-62.09	RMS	9.9	3.6	-48.59	-42.09	-6.5
2	6.28	-15.76	RMS	9.9	3.6	-2.26	-2.09	-1.17
3	6.7432	-56.04	RMS	9.9	3.6	-42.54	-40.53	-2.01

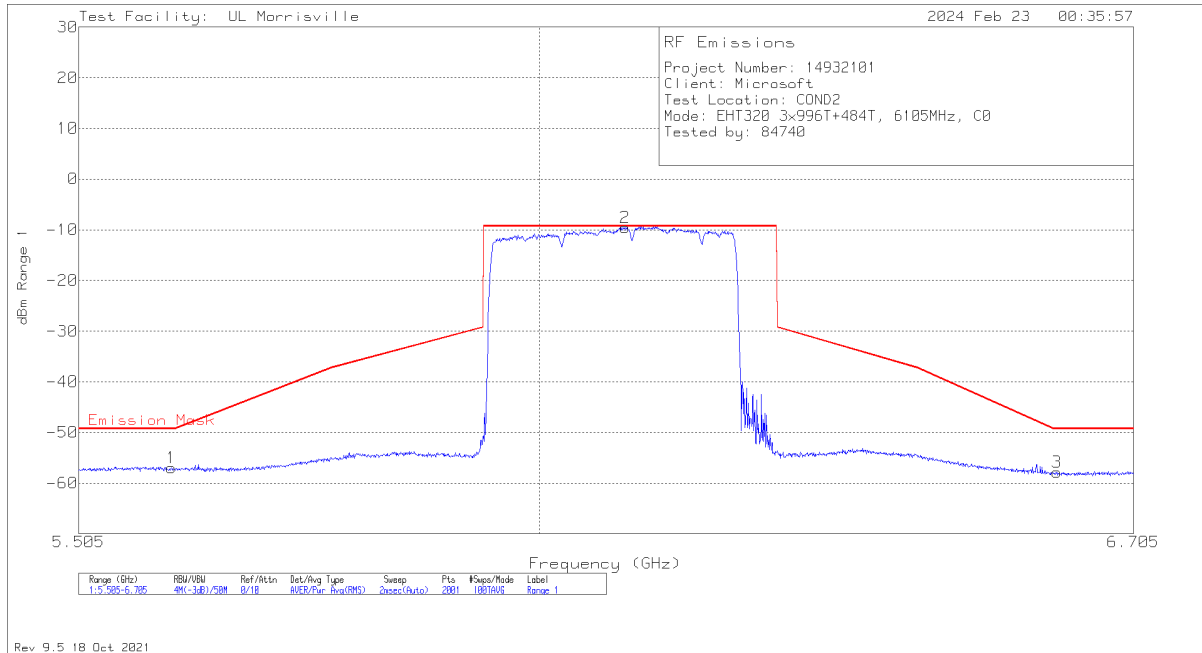
RMS - RMS detection



Marker	Frequency (GHz)	Meter Reading (dBm)	Det	Atten (dB)	CBL (dB)	Corrected Reading dBm	Emission Mask	Margin (dB)
1	5.8342	-58.35	RMS	9.8	3.5	-45.05	-35.63	-9.42
2	6.2608	-14.41	RMS	9.8	3.5	-1.11	-.67	-.44
3	6.7672	-62.41	RMS	9.8	3.5	-49.11	-40.67	-8.44

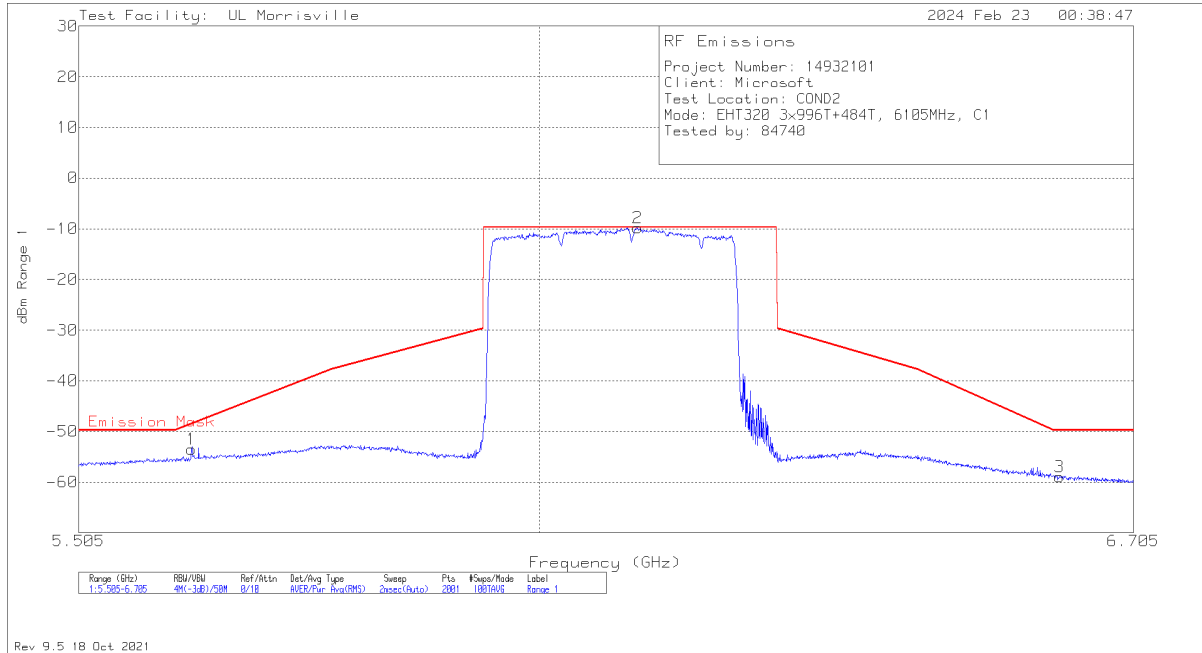
RMS - RMS detection

2TX CHAIN 0 + CHAIN 1 CDD OFDMA MODE: 3x996T+484T (CONTIGUOUS) LOW POWER INDOOR



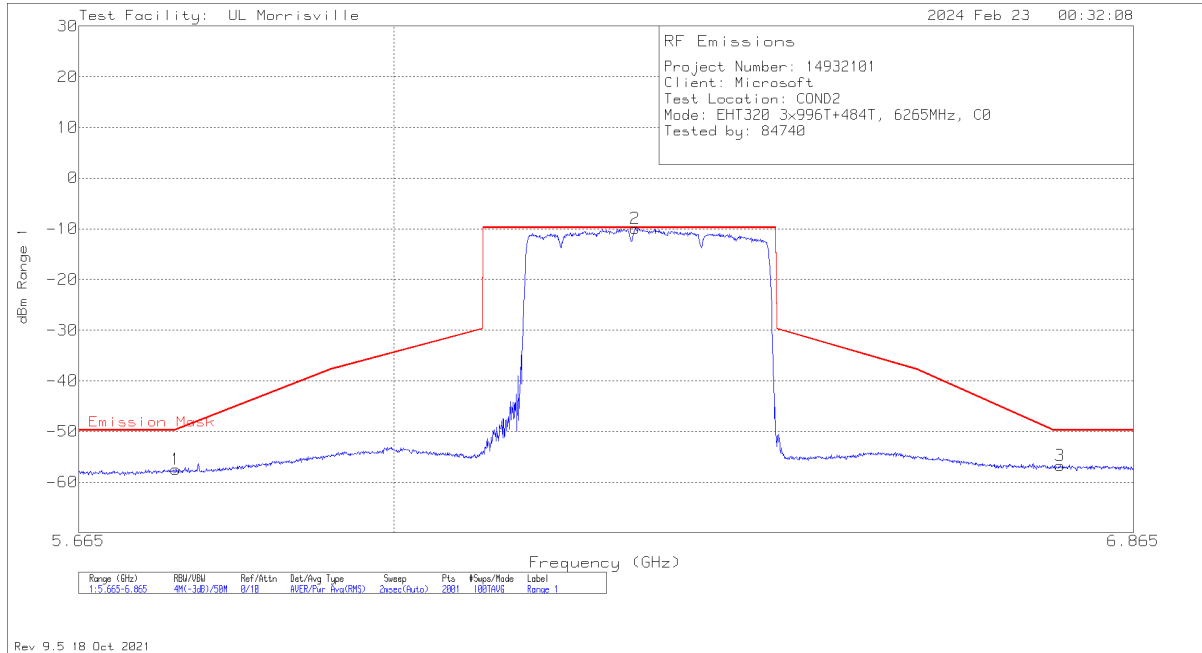
Marker	Frequency (GHz)	Meter Reading (dBm)	Det	Atten (dB)	CBL (dB)	Corrected Reading dBm	Emission Mask	Margin (dB)
1	5.601	-70.43	RMS	9.9	3.6	-56.93	-49.26	-7.67
2	6.0972	-23.02	RMS	9.9	3.6	-9.52	-9.26	-.26
3	6.6096	-71.33	RMS	9.9	3.6	-57.83	-49.26	-8.57

RMS - RMS detection



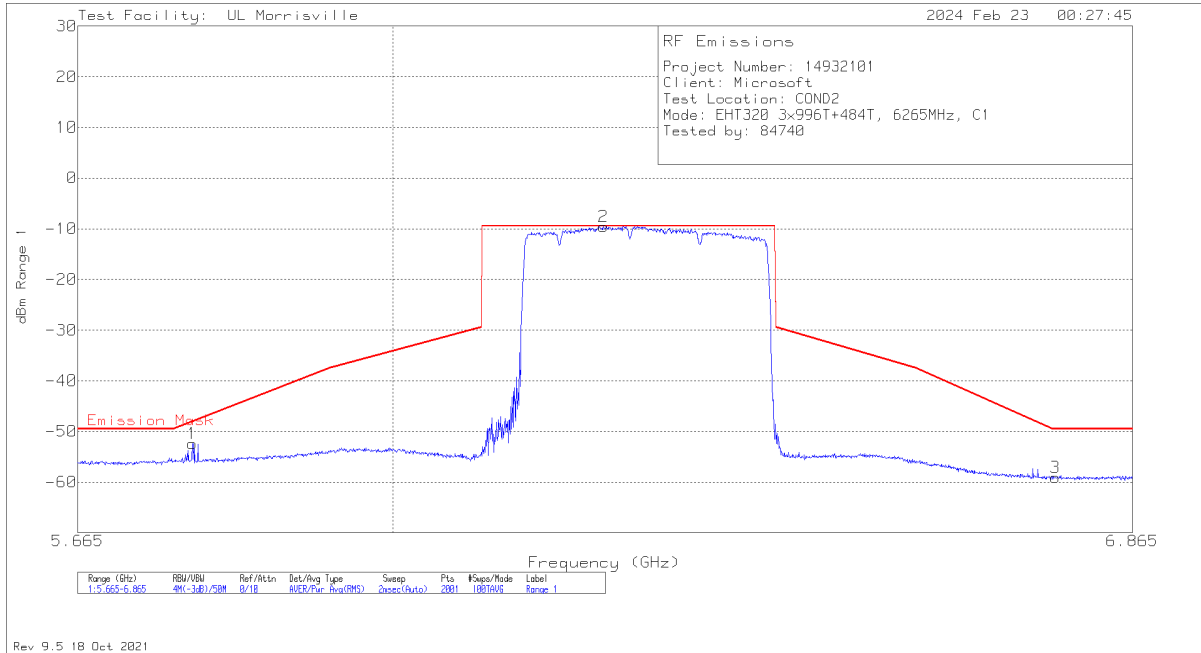
Marker	Frequency (GHz)	Meter Reading (dBm)	Det	Atten (dB)	CBL (dB)	Corrected Reading dBm	Emission Mask	Margin (dB)
1	5.622	-66.81	RMS	9.8	3.5	-53.51	-48.48	-5.03
2	6.1116	-23.09	RMS	9.8	3.5	-9.79	-9.73	-.06
3	6.6132	-72.2	RMS	9.8	3.5	-58.9	-49.73	-9.17

RMS - RMS detection



Marker	Frequency (GHz)	Meter Reading (dBm)	Det	Atten (dB)	CBL (dB)	Corrected Reading dBm	Emission Mask	Margin (dB)
1	5.7658	-70.94	RMS	9.9	3.6	-57.44	-49.72	-7.72
2	6.2692	-23.47	RMS	9.9	3.6	-9.97	-9.78	-.19
3	6.7738	-70.17	RMS	9.9	3.6	-56.67	-49.78	-6.89

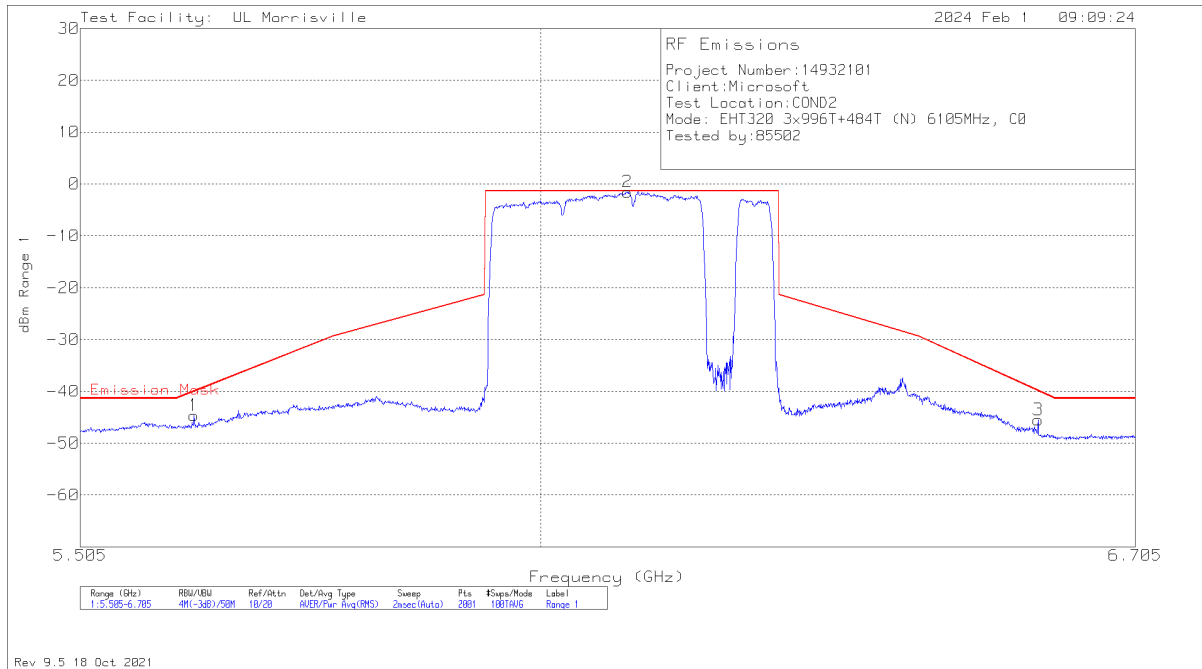
RMS - RMS detection



Marker	Frequency (GHz)	Meter Reading (dBm)	Det	Atten (dB)	CBL (dB)	Corrected Reading dBm	Emission Mask	Margin (dB)
1	5.7844	-65.7	RMS	9.8	3.5	-52.4	-48.05	-4.35
2	6.2344	-22.91	RMS	9.8	3.5	-9.61	-9.47	-1.14
3	6.7693	-72.35	RMS	9.8	3.5	-59.05	-49.47	-9.58

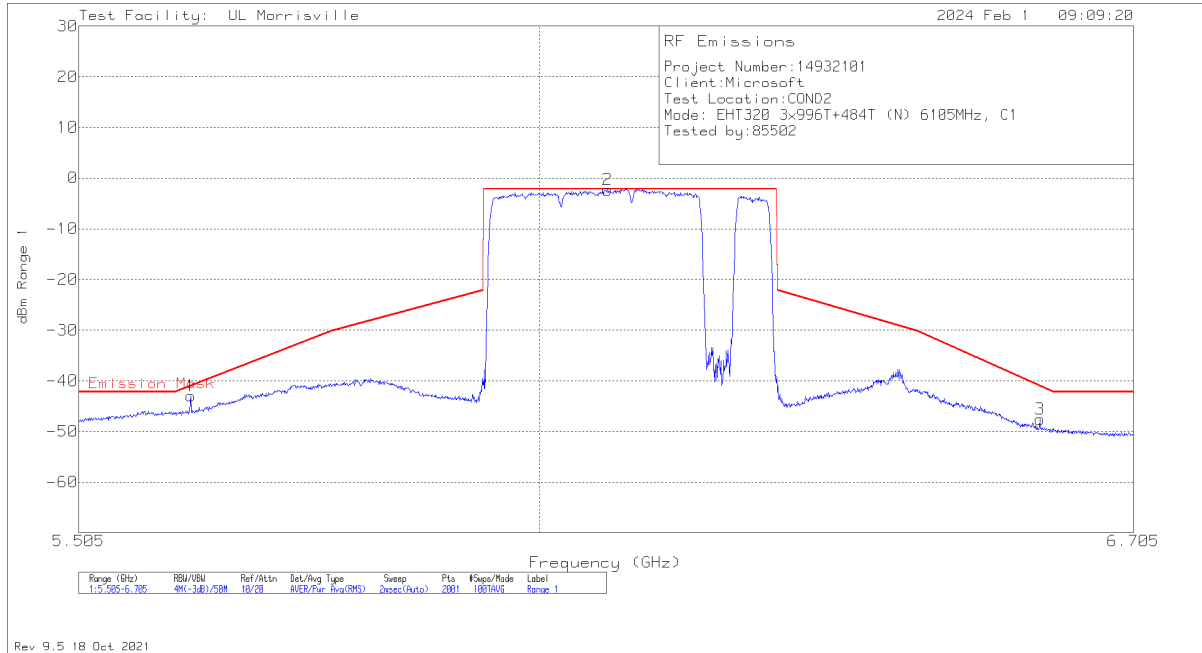
RMS - RMS detection

2TX CHAIN 0 + CHAIN 1 CDD OFDMA MODE: 3x996T+484T (NON-CONTIGUOUS) STANDARD POWER



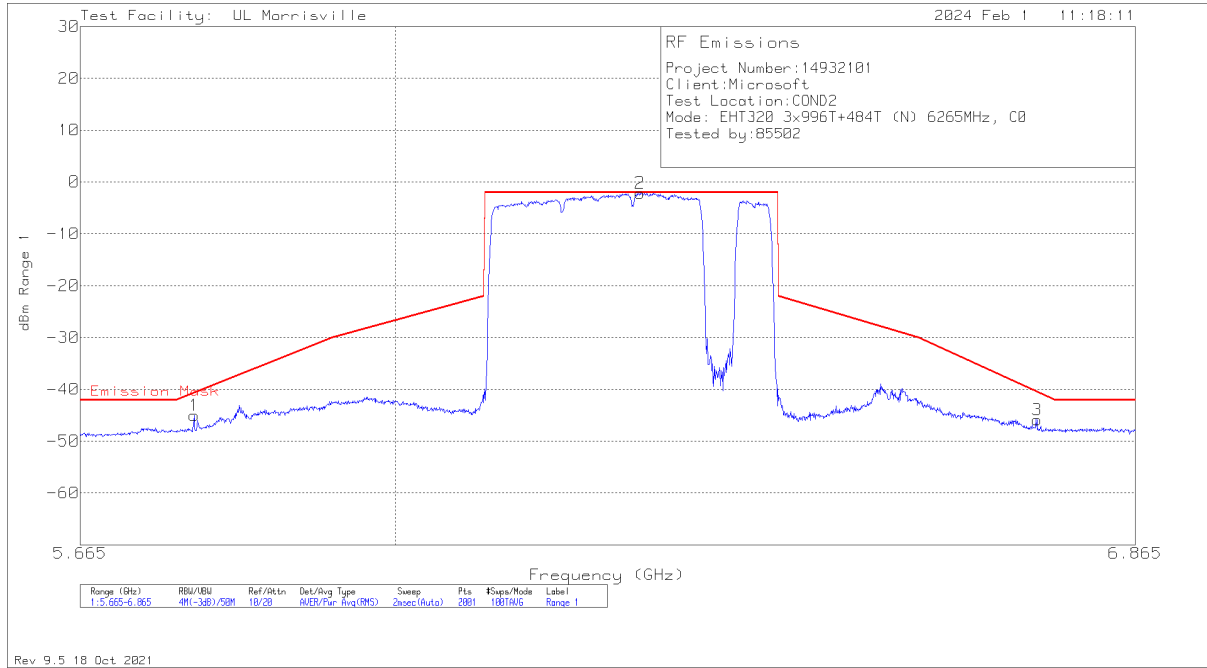
Marker	Frequency (GHz)	Meter Reading (dBm)	Det	Atten (dB)	CBL (dB)	Corrected Reading dBm	Emission Mask	Margin (dB)
1	5.6232	-58.14	RMS	9.9	3.6	-44.64	-40.05	-4.59
2	6.0978	-15.02	RMS	9.9	3.6	-1.52	-1.38	-.14
3	6.5844	-58.99	RMS	9.9	3.6	-45.49	-39.91	-5.58

RMS - RMS detection



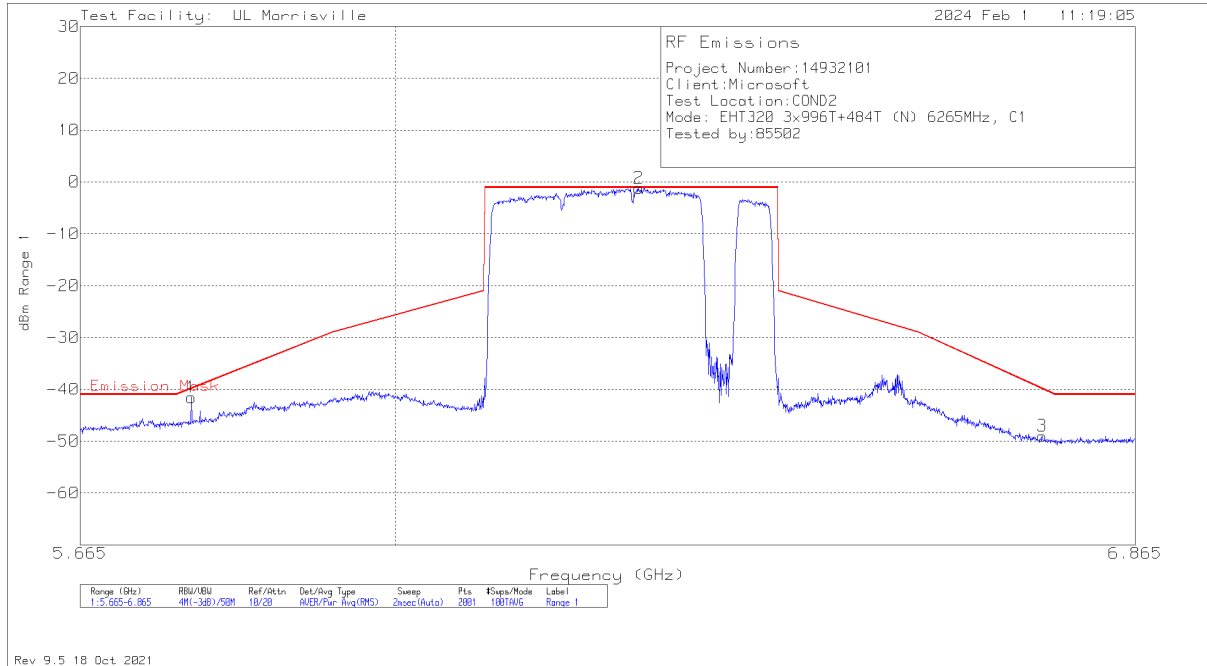
Marker	Frequency (GHz)	Meter Reading (dBm)	Det	Atten (dB)	CBL (dB)	Corrected Reading dBm	Emission Mask	Margin (dB)
1	5.6214	-56.33	RMS	9.8	3.5	-43.03	-40.99	-2.04
2	6.0774	-15.62	RMS	9.8	3.5	-2.32	-2.19	-.13
3	6.5886	-60.91	RMS	9.8	3.5	-47.61	-41.02	-6.59

RMS - RMS detection



Marker	Frequency (GHz)	Meter Reading (dBm)	Det	Atten (dB)	CBL (dB)	Corrected Reading dBm	Emission Mask	Margin (dB)
1	5.7838	-58.53	RMS	9.9	3.6	-45.03	-40.67	-4.36
2	6.2728	-15.67	RMS	9.9	3.6	-2.17	-2.05	-.12
3	6.7432	-59.38	RMS	9.9	3.6	-45.88	-40.49	-5.39

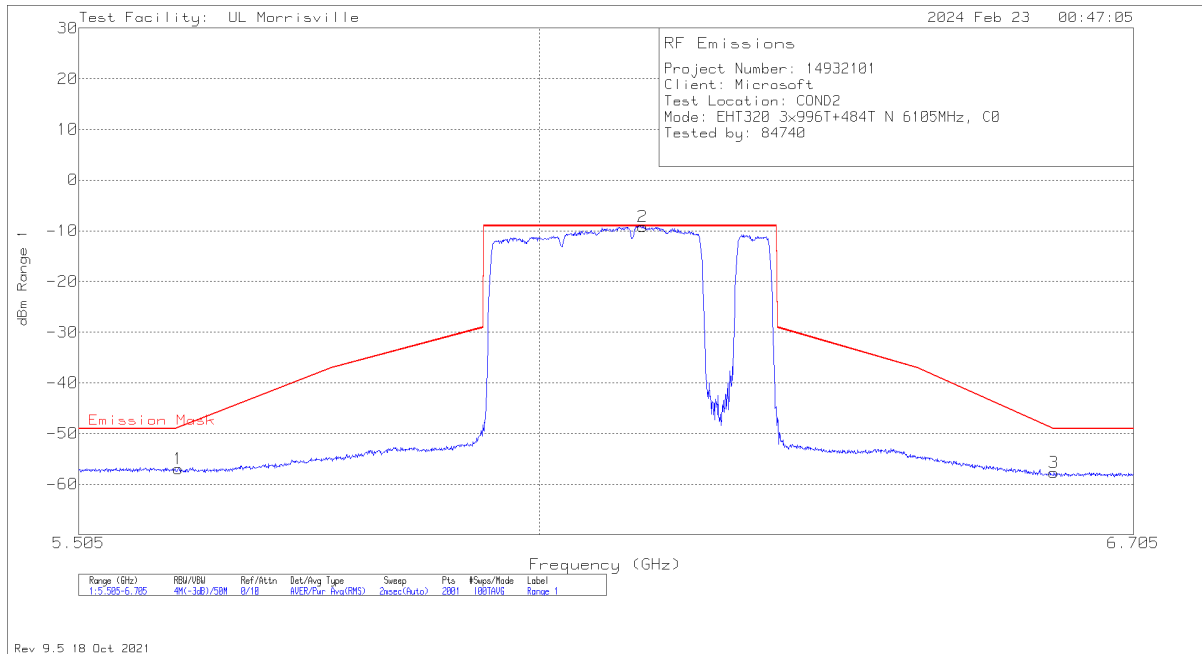
RMS - RMS detection



Marker	Frequency (GHz)	Meter Reading (dBm)	Det	Atten (dB)	CBL (dB)	Corrected Reading dBm	Emission Mask	Margin (dB)
1	5.7808	-54.86	RMS	9.8	3.5	-41.56	-39.87	-1.69
2	6.2716	-14.47	RMS	9.8	3.5	-1.17	-1.03	-1.14
3	6.7498	-62.29	RMS	9.8	3.5	-48.99	-39.94	-9.05

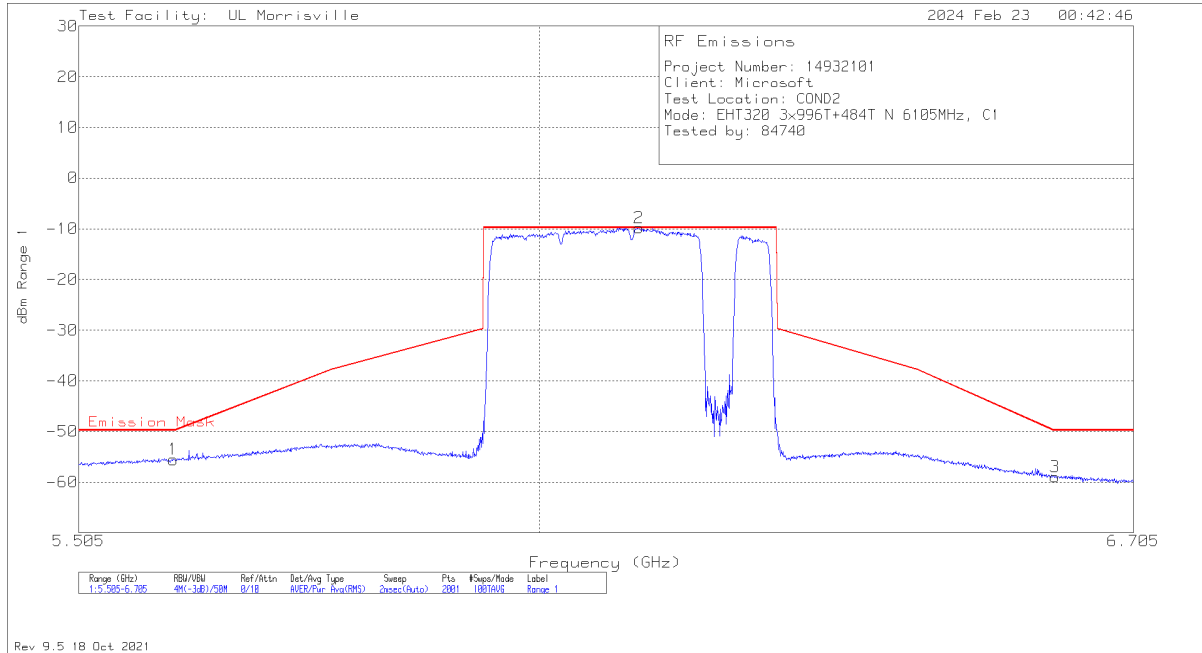
RMS - RMS detection

2TX CHAIN 0 + CHAIN 1 CDD OFDMA MODE: 3x996T+484T (NON-CONTIGUOUS) LOW POWER INDOOR



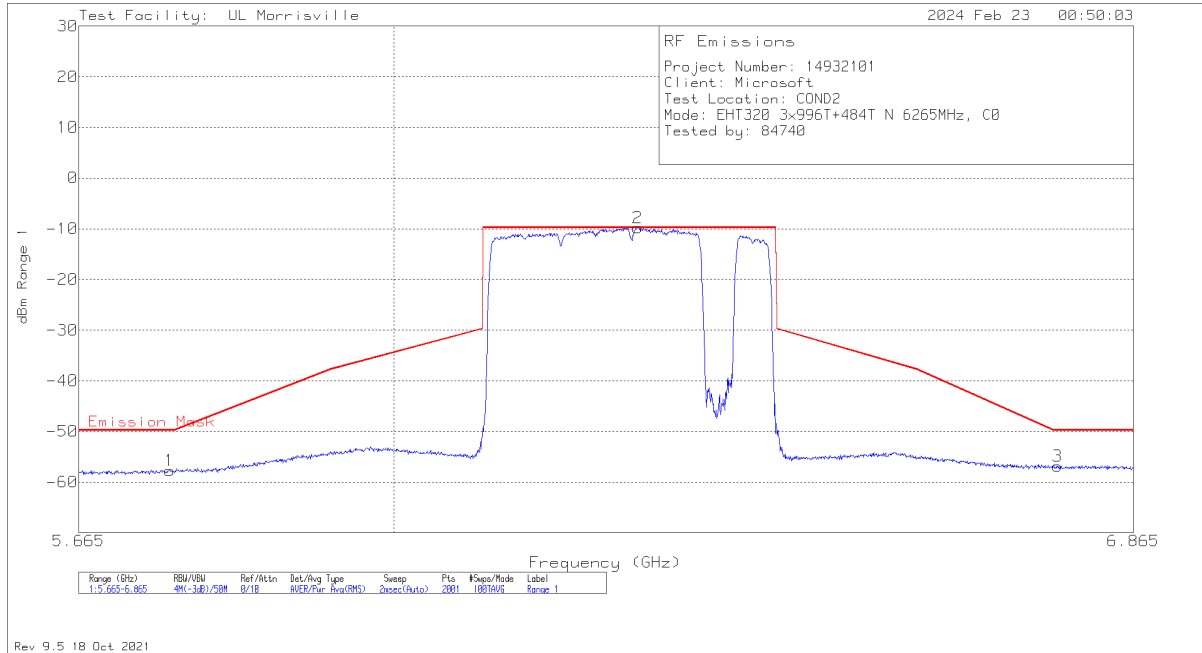
Marker	Frequency (GHz)	Meter Reading (dBm)	Det	Atten (dB)	CBL (dB)	Corrected Reading dBm	Emission Mask	Margin (dB)
1	5.6082	-70.41	RMS	9.9	3.6	-56.91	-48.83	-8.08
2	6.117	-22.69	RMS	9.9	3.6	-9.19	-9.06	-.13
3	6.606	-71.19	RMS	9.9	3.6	-57.69	-49.06	-8.63

RMS - RMS detection



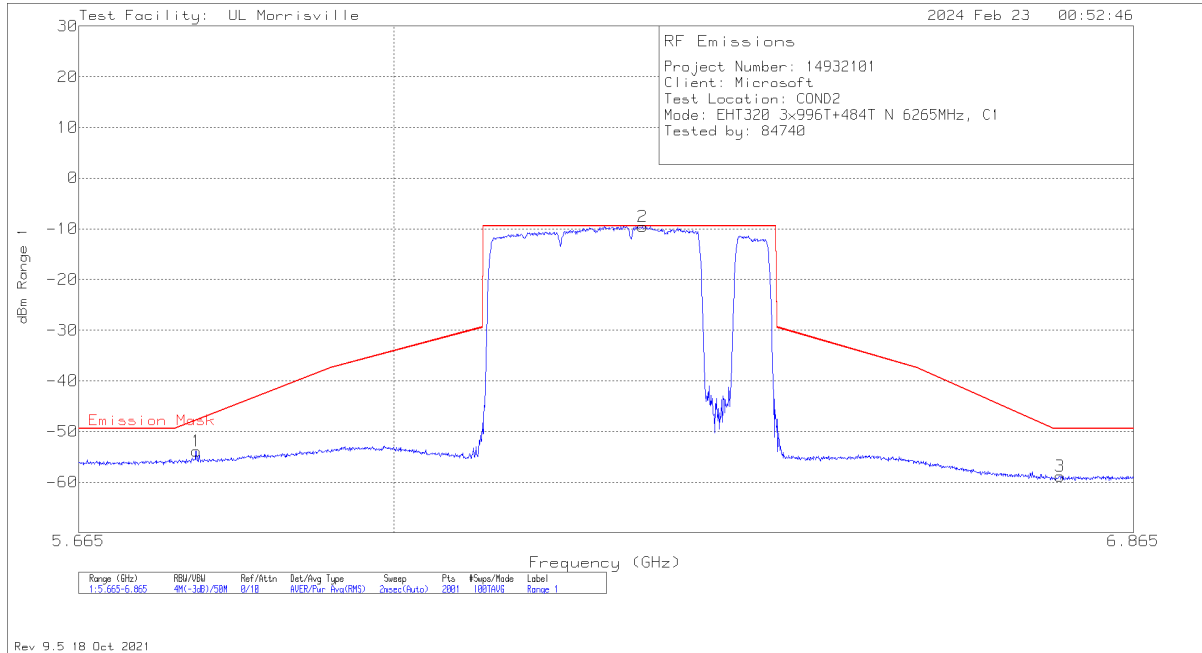
Marker	Frequency (GHz)	Meter Reading (dBm)	Det	Atten (dB)	CBL (dB)	Corrected Reading dBm	Emission Mask	Margin (dB)
1	5.6034	-68.83	RMS	9.8	3.5	-55.53	-49.79	-5.74
2	6.1128	-23.14	RMS	9.8	3.5	-9.84	-9.79	-.05
3	6.6072	-72.25	RMS	9.8	3.5	-58.95	-49.79	-9.16

RMS - RMS detection



Marker	Frequency (GHz)	Meter Reading (dBm)	Det	Atten (dB)	CBL (dB)	Corrected Reading dBm	Emission Mask	Margin (dB)
1	5.7598	-71.16	RMS	9.9	3.6	-57.66	-49.75	-7.91
2	6.2725	-23.36	RMS	9.9	3.6	-9.86	-9.75	-1.11
3	6.7708	-70.33	RMS	9.9	3.6	-56.83	-49.75	-7.08

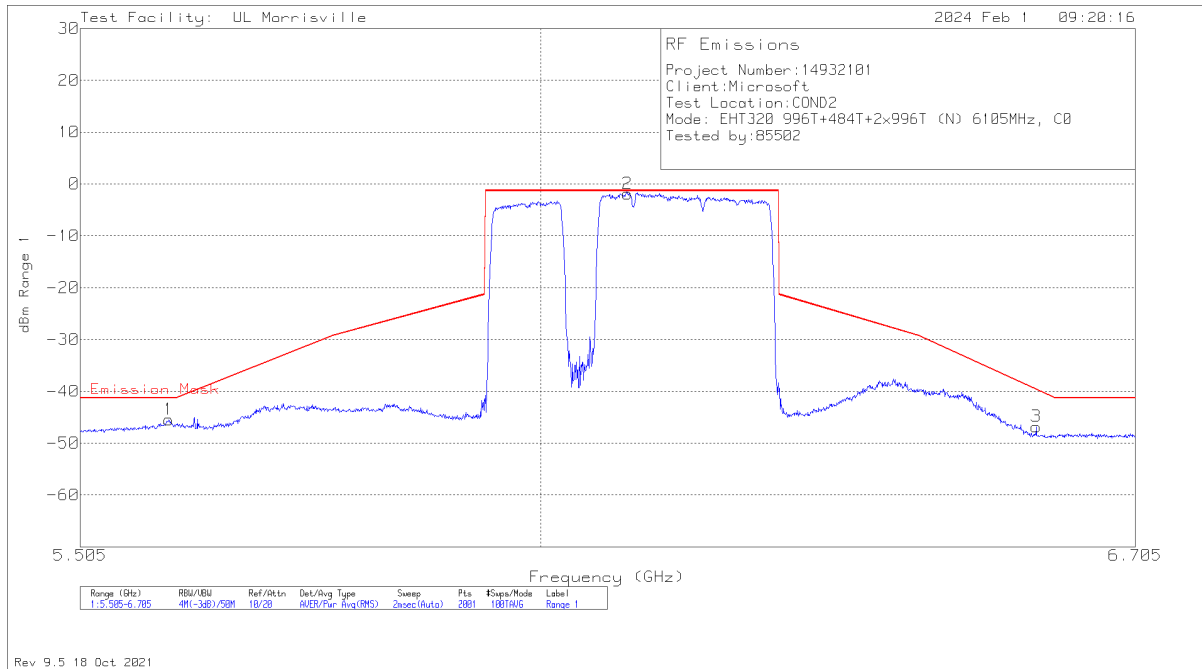
RMS - RMS detection



Marker	Frequency (GHz)	Meter Reading (dBm)	Det	Atten (dB)	CBL (dB)	Corrected Reading dBm	Emission Mask	Margin (dB)
1	5.788	-67.2	RMS	9.8	3.5	-53.9	-47.78	-6.12
2	6.2776	-22.82	RMS	9.8	3.5	-9.52	-9.46	-0.06
3	6.7738	-72.13	RMS	9.8	3.5	-58.83	-49.46	-9.37

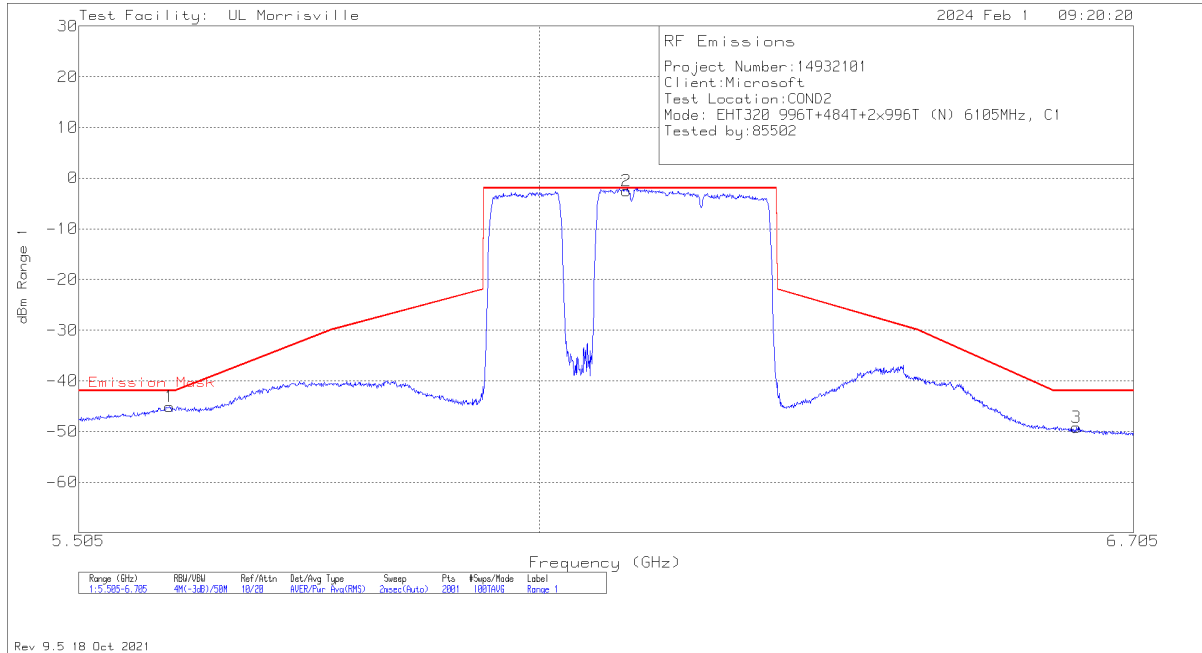
RMS - RMS detection

**2TX CHAIN 0 + CHAIN 1 CDD OFDMA MODE: 996T+484T+2x996T (NON-CONTIGUOUS)
 STANDARD POWER**



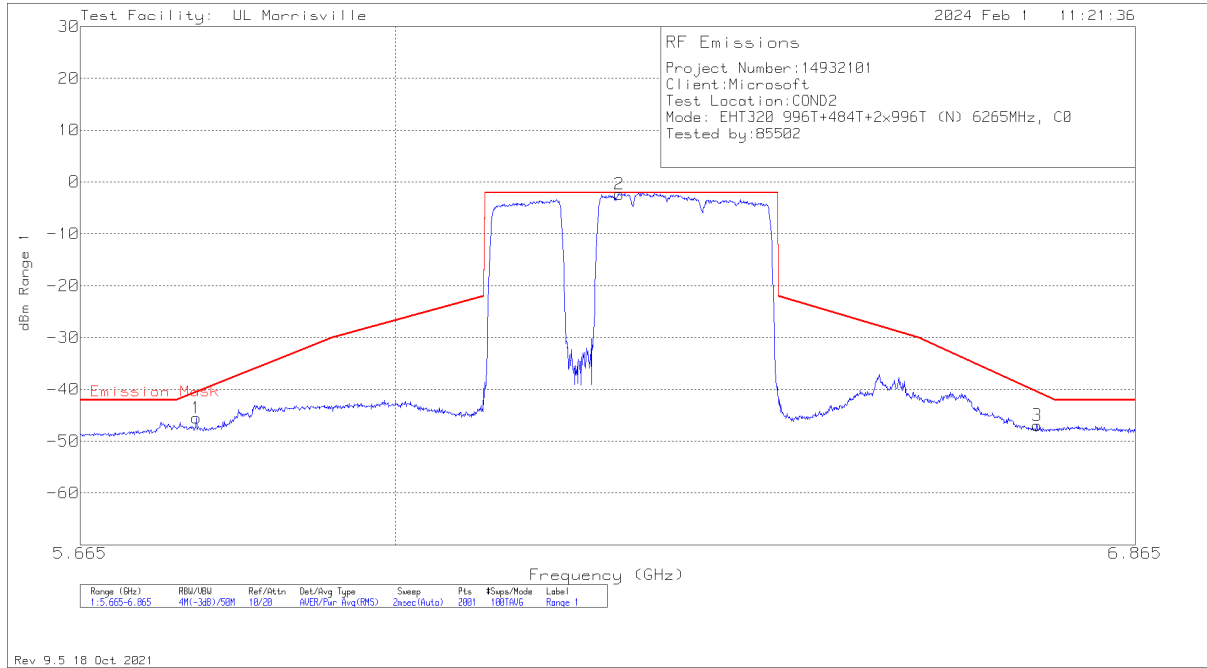
Marker	Frequency (GHz)	Meter Reading (dBm)	Det	Atten (dB)	CBL (dB)	Corrected Reading dBm	Emission Mask	Margin (dB)
1	5.5968	-58.95	RMS	9.9	3.6	-45.45	-41.3	-4.15
2	6.0978	-15.36	RMS	9.9	3.6	-1.86	-1.3	-56
3	6.582	-60.29	RMS	9.9	3.6	-46.79	-39.66	-7.13

RMS - RMS detection



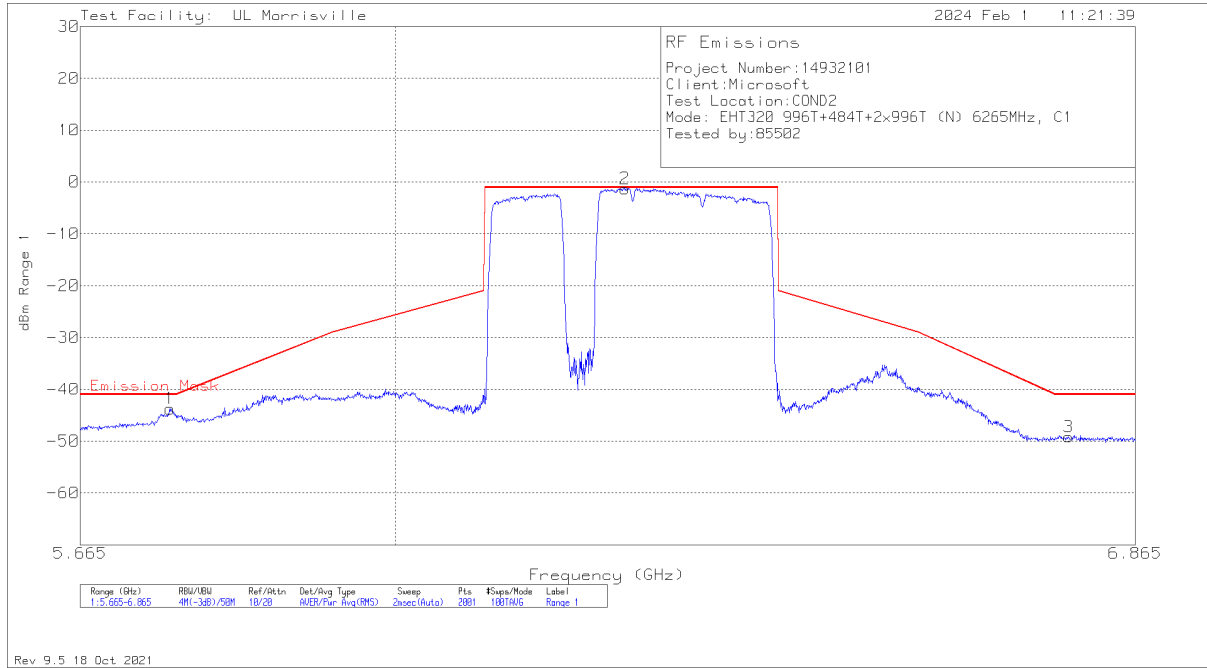
Marker	Frequency (GHz)	Meter Reading (dBm)	Det	Atten (dB)	CBL (dB)	Corrected Reading dBm	Emission Mask	Margin (dB)
1	5.5992	-58.41	RMS	9.8	3.5	-45.11	-41.99	-3.12
2	6.0984	-15.79	RMS	9.8	3.5	-2.49	-1.99	-.5
3	6.6342	-62.47	RMS	9.8	3.5	-49.17	-41.99	-7.18

RMS - RMS detection



Marker	Frequency (GHz)	Meter Reading (dBm)	Det	Atten (dB)	CBL (dB)	Corrected Reading dBm	Emission Mask	Margin (dB)
1	5.7862	-59.03	RMS	9.9	3.6	-45.53	-40.52	-5.01
2	6.2494	-15.84	RMS	9.9	3.6	-2.34	-2.07	-.27
3	6.7432	-60.46	RMS	9.9	3.6	-46.96	-40.51	-6.45

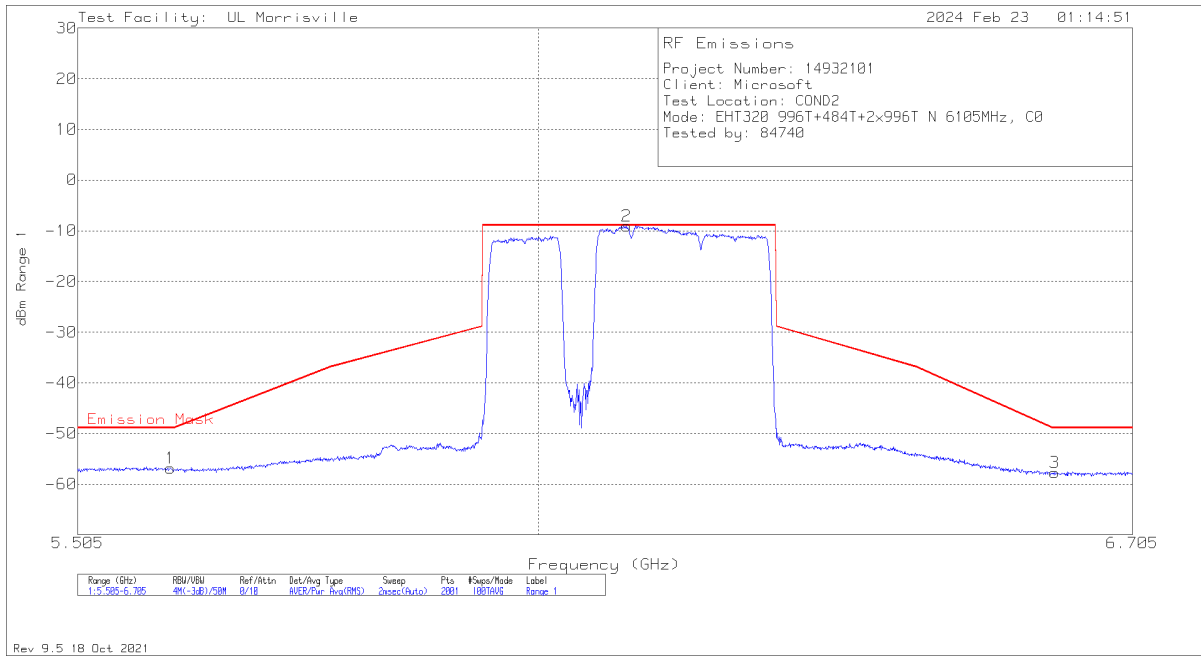
RMS - RMS detection



Marker	Frequency (GHz)	Meter Reading (dBm)	Det	Atten (dB)	CBL (dB)	Corrected Reading dBm	Emission Mask	Margin (dB)
1	5.7586	-57.04	RMS	9.8	3.5	-43.74	-41.02	-2.72
2	6.256	-14.6	RMS	9.8	3.5	-1.3	-1.02	-2.28
3	6.7822	-62.47	RMS	9.8	3.5	-49.17	-41.02	-8.15

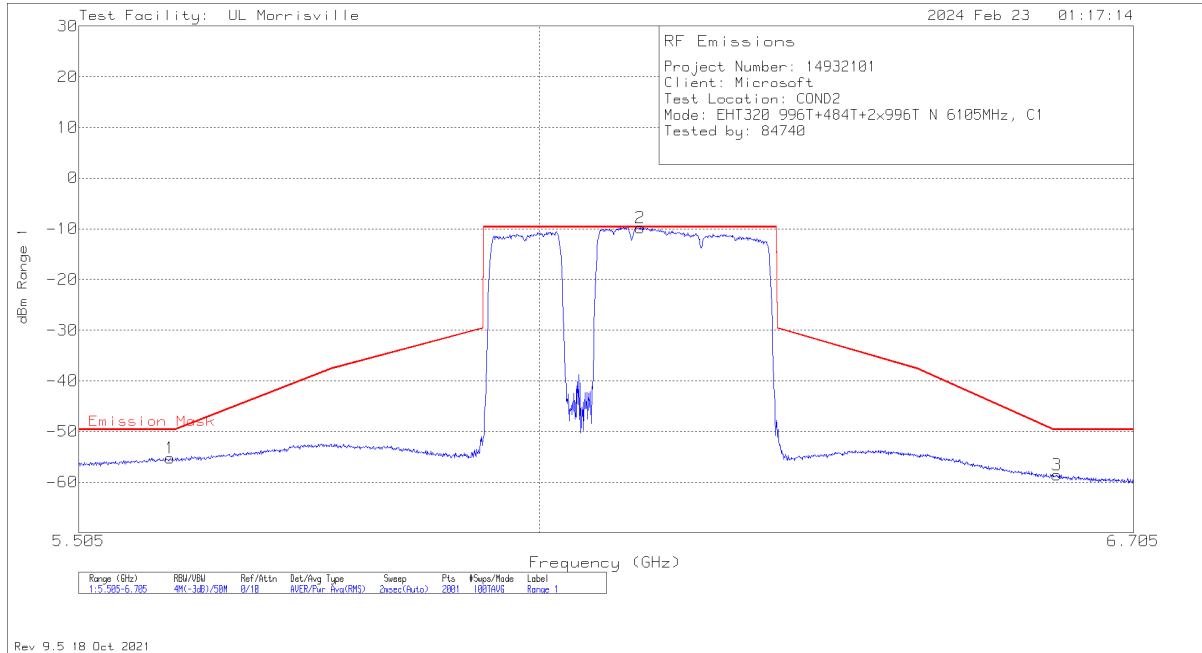
RMS - RMS detection

2TX CHAIN 0 + CHAIN 1 CDD OFDMA MODE: 996T+484T+2x996T (NON-CONTIGUOUS) LOW POWER INDOOR



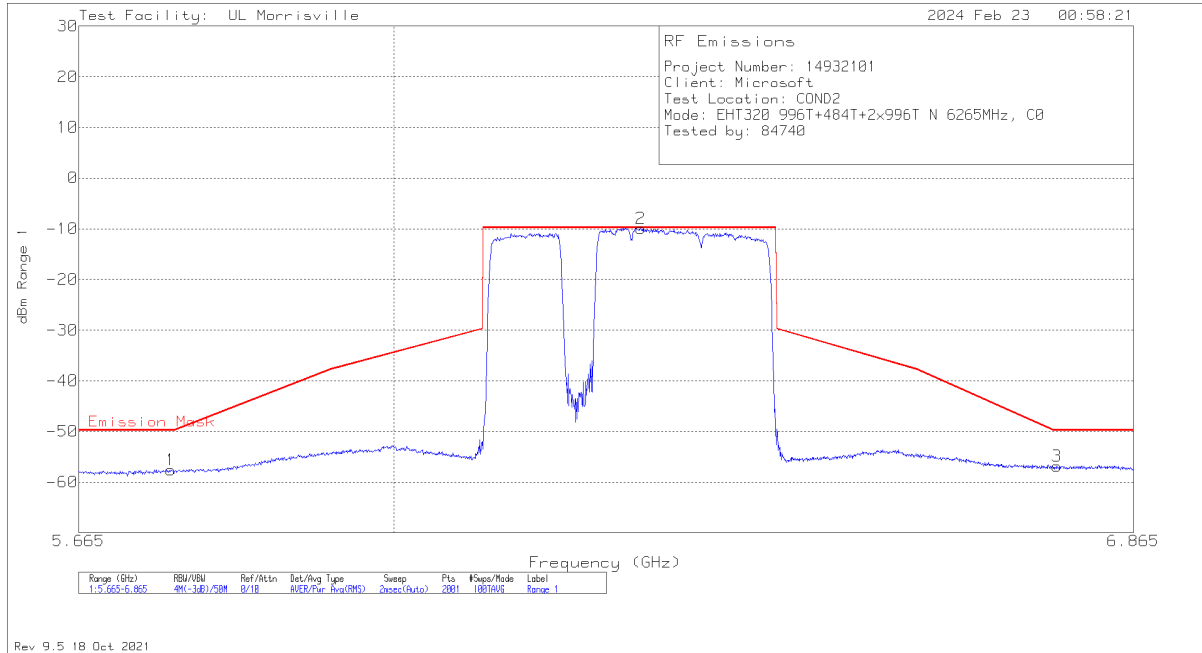
Marker	Frequency (GHz)	Meter Reading (dBm)	Det	Atten (dB)	CBL (dB)	Corrected Reading dBm	Emission Mask	Margin (dB)
1	5.601	-70.39	RMS	9.9	3.6	-56.89	-48.9	-7.99
2	6.1002	-22.57	RMS	9.9	3.6	-9.07	-8.9	-.17
3	6.6084	-71.19	RMS	9.9	3.6	-57.69	-48.9	-8.79

RMS - RMS detection



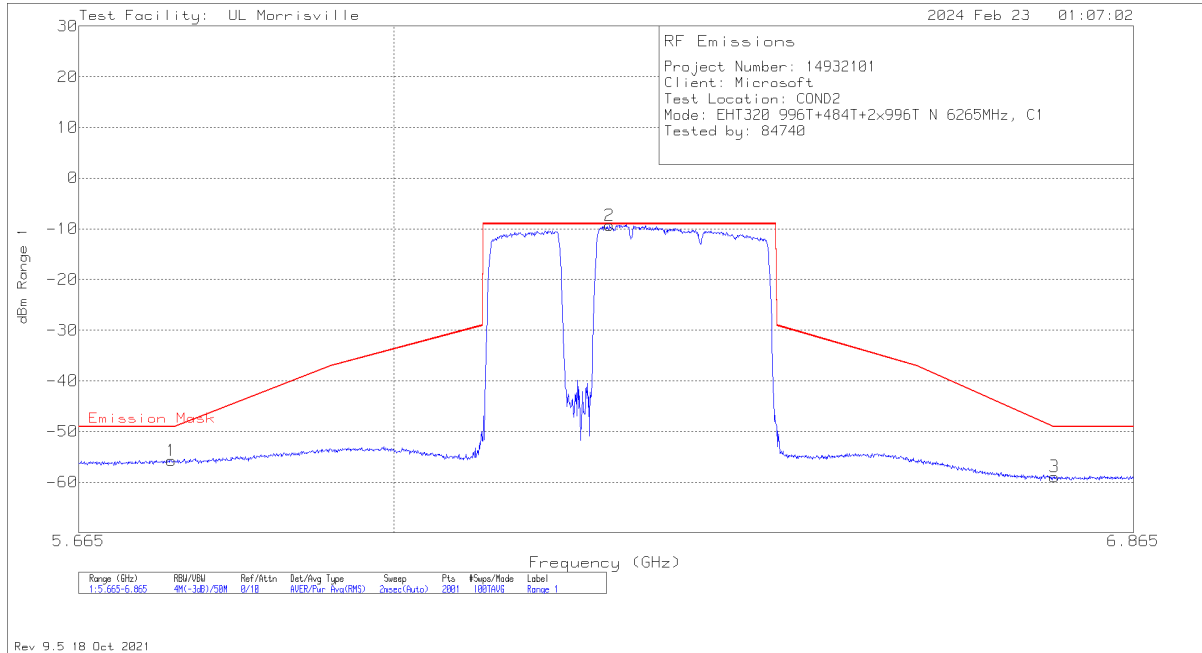
Marker	Frequency (GHz)	Meter Reading (dBm)	Det	Atten (dB)	CBL (dB)	Corrected Reading dBm	Emission Mask	Margin (dB)
1	5.5998	-68.48	RMS	9.8	3.5	-55.18	-49.66	-5.52
2	6.114	-23.1	RMS	9.8	3.5	-9.8	-9.66	-.14
3	6.6096	-71.86	RMS	9.8	3.5	-58.56	-49.66	-8.9

RMS - RMS detection



Marker	Frequency (GHz)	Meter Reading (dBm)	Det	Atten (dB)	CBL (dB)	Corrected Reading dBm	Emission Mask	Margin (dB)
1	5.761	-71.12	RMS	9.9	3.6	-57.62	-49.76	-7.86
2	6.2758	-23.38	RMS	9.9	3.6	-9.88	-9.76	-1.12
3	6.7702	-70.33	RMS	9.9	3.6	-56.83	-49.76	-7.07

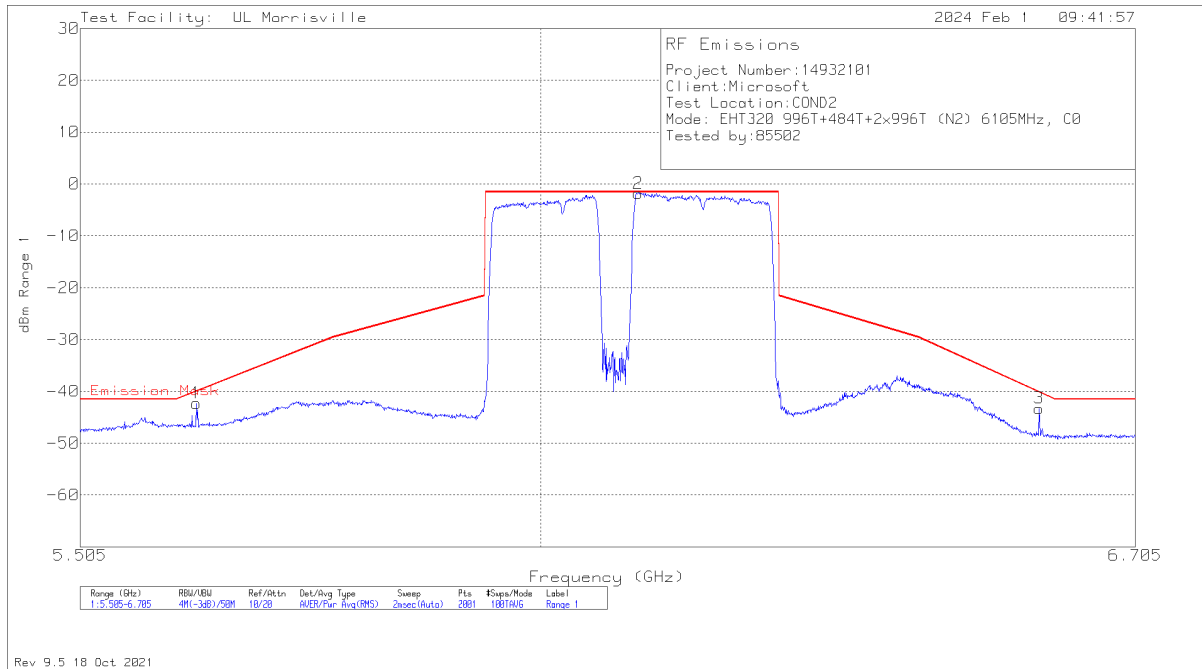
RMS - RMS detection



Marker	Frequency (GHz)	Meter Reading (dBm)	Det	Atten (dB)	CBL (dB)	Corrected Reading dBm	Emission Mask	Margin (dB)
1	5.7616	-69.05	RMS	9.8	3.5	-55.75	-49.08	-6.67
2	6.2404	-22.64	RMS	9.8	3.5	-9.34	-9.08	-2.26
3	6.7672	-72.18	RMS	9.8	3.5	-58.88	-49.08	-9.8

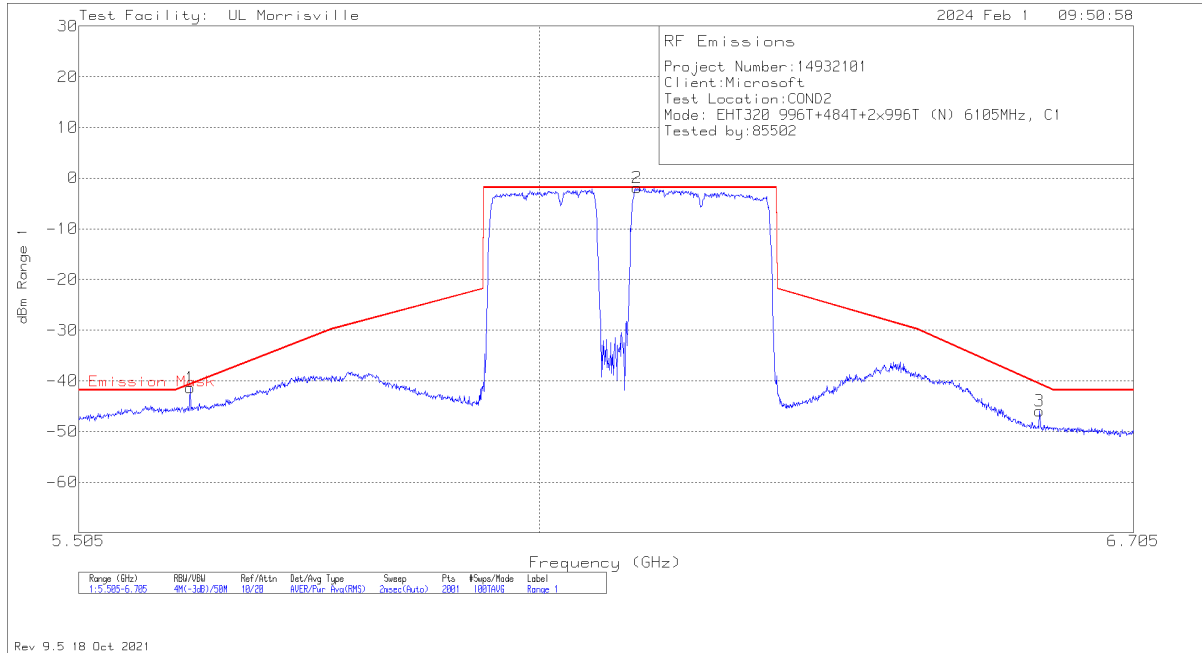
RMS - RMS detection

**2TX CHAIN 0 + CHAIN 1 CDD OFDMA MODE: 996T+484T+2x996T (NON-CONTIGUOUS 2)
 STANDARD POWER**



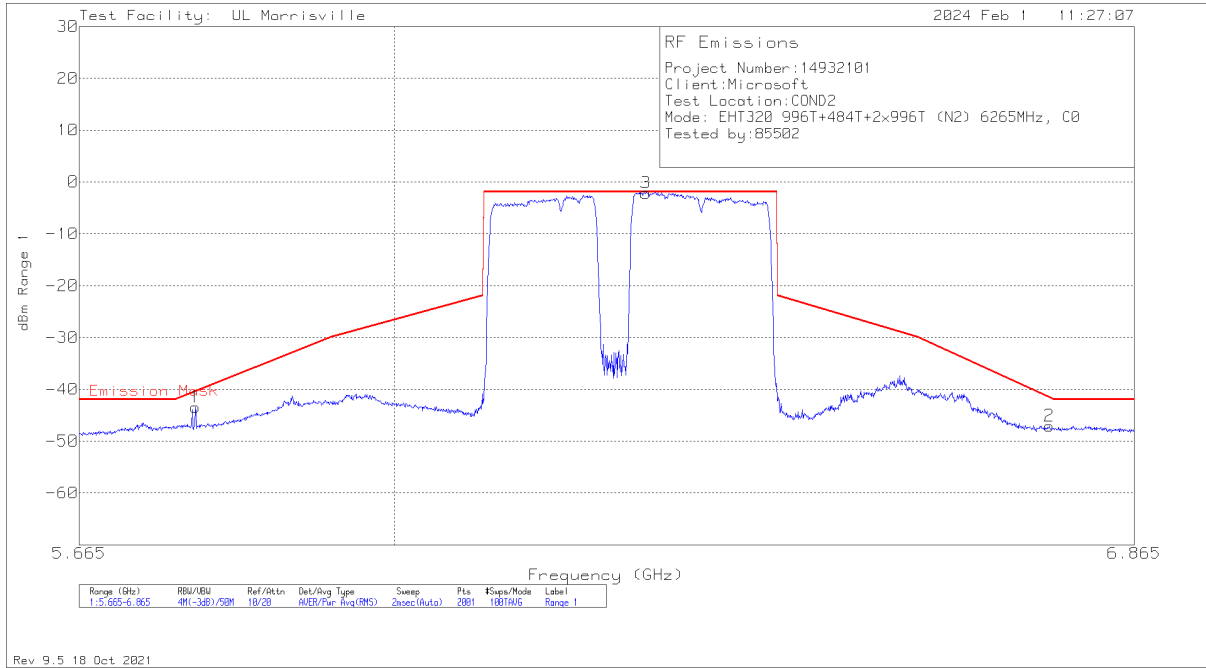
Marker	Frequency (GHz)	Meter Reading (dBm)	Det	Atten (dB)	CBL (dB)	Corrected Reading dBm	Emission Mask	Margin (dB)
1	5.6256	-55.79	RMS	9.9	3.6	-42.29	-40.05	-2.24
2	6.1098	-15.31	RMS	9.9	3.6	-1.81	-1.56	-.25
3	6.5856	-56.78	RMS	9.9	3.6	-43.28	-40.17	-3.11

RMS - RMS detection



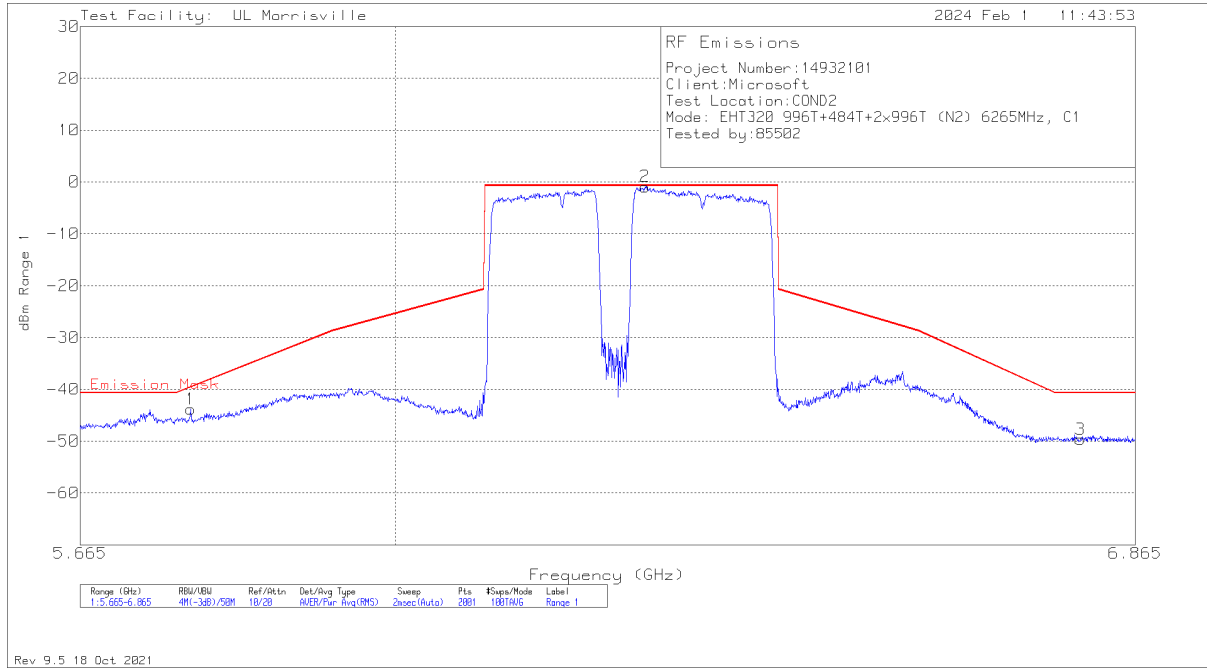
Marker	Frequency (GHz)	Meter Reading (dBm)	Det	Atten (dB)	CBL (dB)	Corrected Reading dBm	Emission Mask	Margin (dB)
1	5.6208	-54.69	RMS	9.8	3.5	-41.39	-40.67	-.72
2	6.111	-15.23	RMS	9.8	3.5	-1.93	-1.83	-.1
3	6.588	-59.24	RMS	9.8	3.5	-45.94	-40.62	-5.32

RMS - RMS detection



Marker	Frequency (GHz)	Meter Reading (dBm)	Det	Atten (dB)	CBL (dB)	Corrected Reading dBm	Emission Mask	Margin (dB)
1	5.7862	-56.94	RMS	9.9	3.6	-43.44	-40.39	-3.05
3	6.2806	-15.6	RMS	9.9	3.6	-2.1	-1.94	-.16
2	6.7594	-60.55	RMS	9.9	3.6	-47.05	-41.54	-5.51

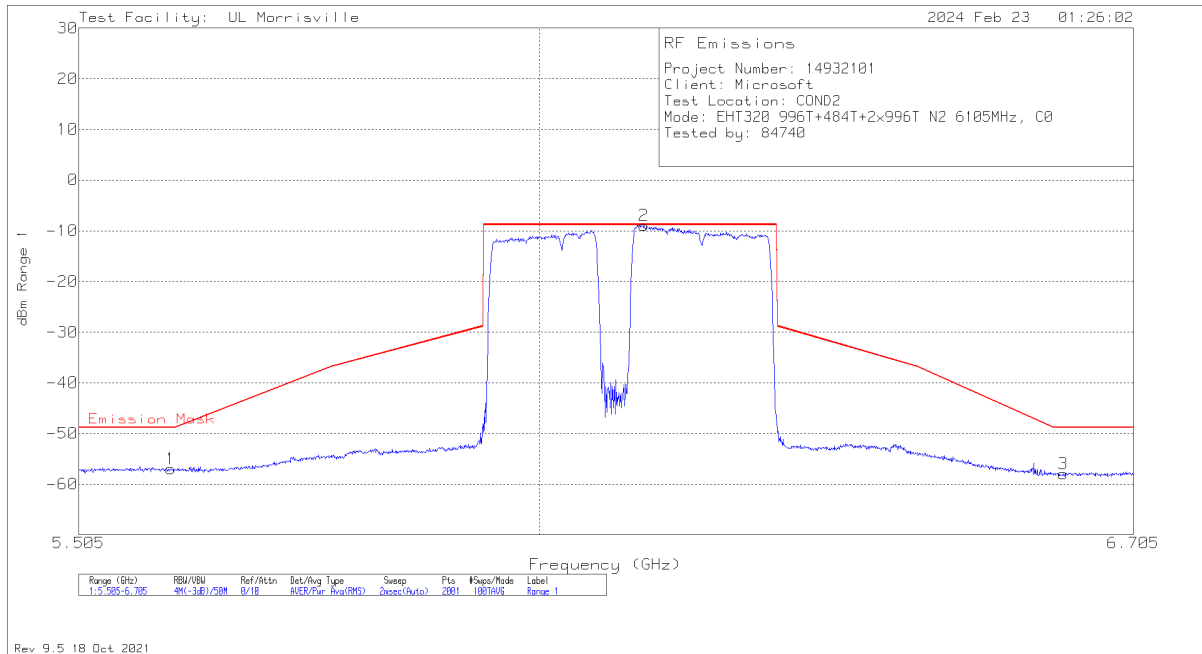
RMS - RMS detection



Marker	Frequency (GHz)	Meter Reading (dBm)	Det	Atten (dB)	CBL (dB)	Corrected Reading dBm	Emission Mask	Margin (dB)
1	5.7802	-57.12	RMS	9.8	3.5	-43.82	-39.6	-4.22
2	6.2788	-14.21	RMS	9.8	3.5	-.91	-.71	-.2
3	6.7966	-62.96	RMS	9.8	3.5	-49.66	-40.71	-8.95

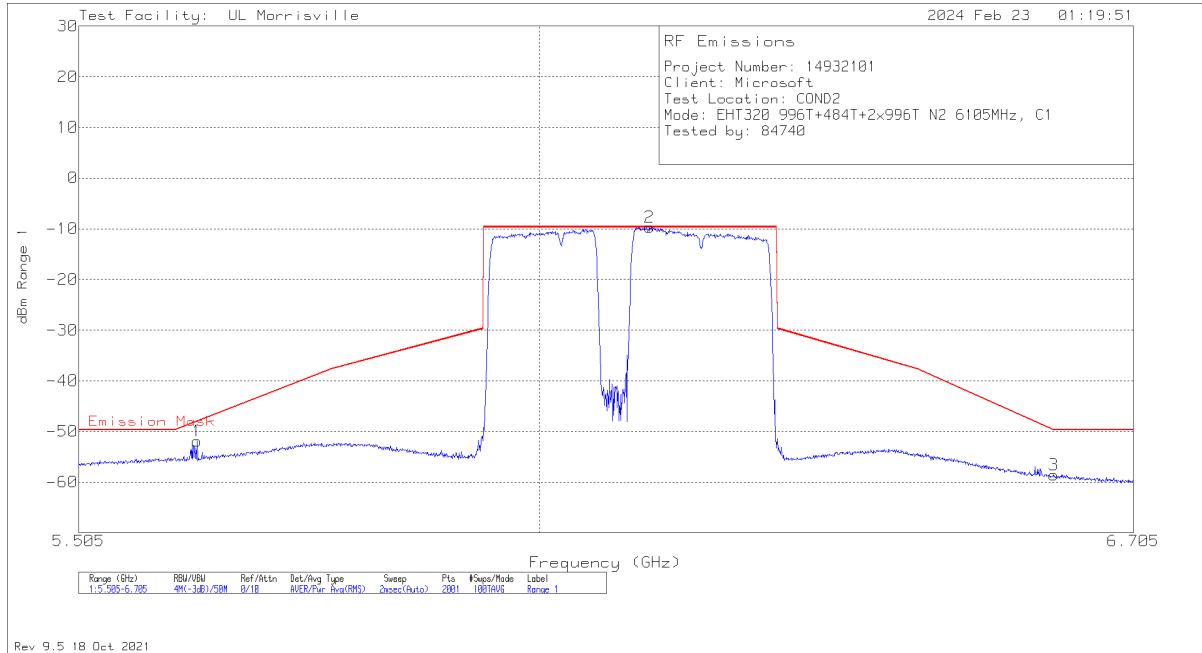
RMS - RMS detection

2TX CHAIN 0 + CHAIN 1 CDD OFDMA MODE: 996T+484T+2x996T (NON-CONTIGUOUS 2) LOW POWER INDOOR



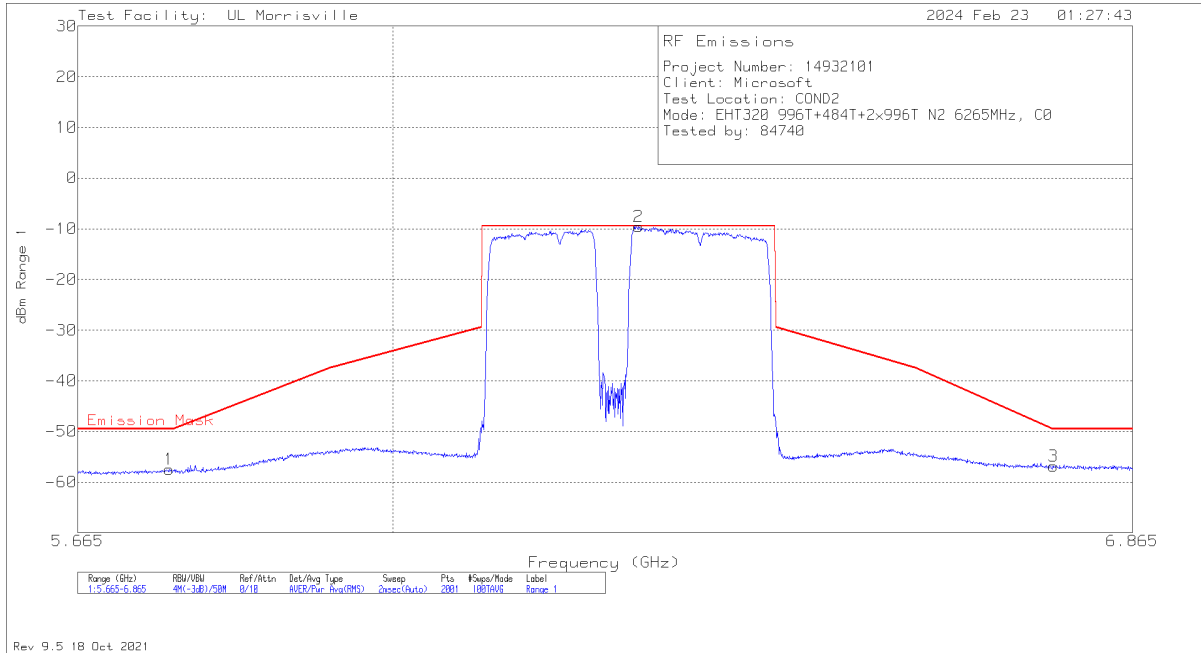
Marker	Frequency (GHz)	Meter Reading (dBm)	Det	Atten (dB)	CBL (dB)	Corrected Reading dBm	Emission Mask	Margin (dB)
1	5.6004	-70.43	RMS	9.9	3.6	-56.93	-48.83	-8.1
2	6.1188	-22.49	RMS	9.9	3.6	-8.99	-8.83	-.16
3	6.6174	-71.44	RMS	9.9	3.6	-57.94	-48.83	-9.11

RMS - RMS detection



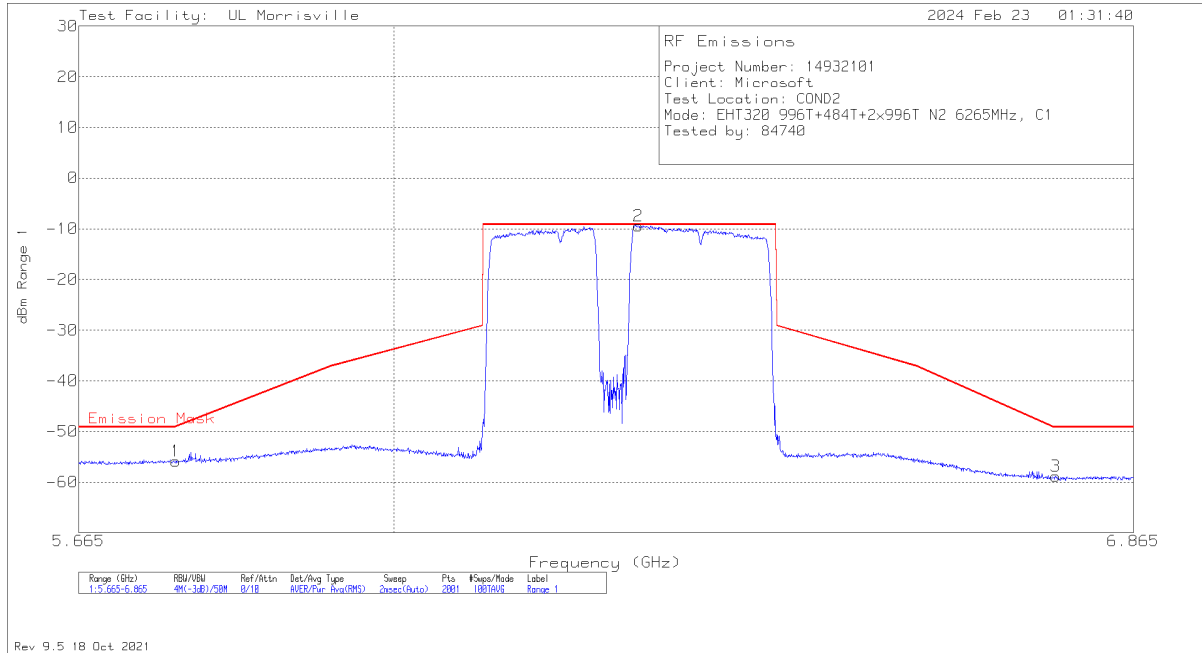
Marker	Frequency (GHz)	Meter Reading (dBm)	Det	Atten (dB)	CBL (dB)	Corrected Reading dBm	Emission Mask	Margin (dB)
1	5.628	-65.23	RMS	9.8	3.5	-51.93	-47.99	-3.94
2	6.1254	-23.01	RMS	9.8	3.5	-9.71	-9.67	-.04
3	6.606	-71.87	RMS	9.8	3.5	-58.57	-49.67	-8.9

RMS - RMS detection



Marker	Frequency (GHz)	Meter Reading (dBm)	Det	Atten (dB)	CBL (dB)	Corrected Reading dBm	Emission Mask	Margin (dB)
1	5.7604	-70.94	RMS	9.9	3.6	-57.44	-49.48	-7.96
2	6.2746	-23.05	RMS	9.9	3.6	-9.55	-9.48	-.07
3	6.7666	-70.33	RMS	9.9	3.6	-56.83	-49.48	-7.35

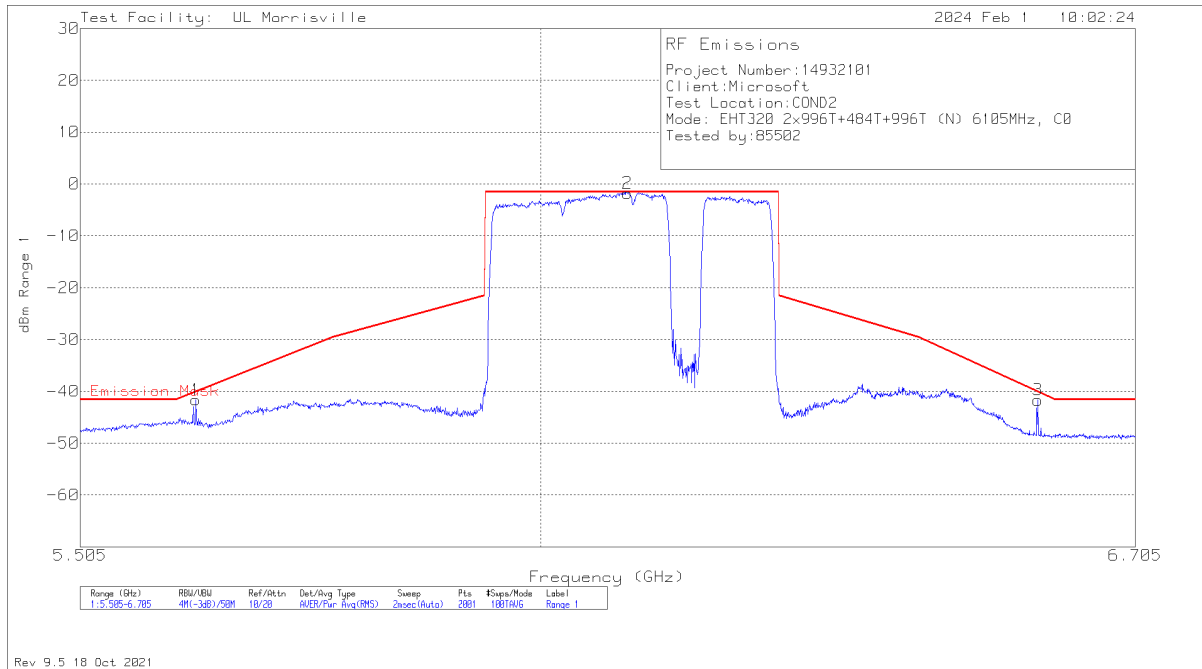
RMS - RMS detection



Marker	Frequency (GHz)	Meter Reading (dBm)	Det	Atten (dB)	CBL (dB)	Corrected Reading dBm	Emission Mask	Margin (dB)
1	5.7658	-69.14	RMS	9.8	3.5	-55.84	-49.08	-6.76
2	6.2728	-22.69	RMS	9.8	3.5	-9.39	-9.14	-.25
3	6.7684	-72.12	RMS	9.8	3.5	-58.82	-49.14	-9.68

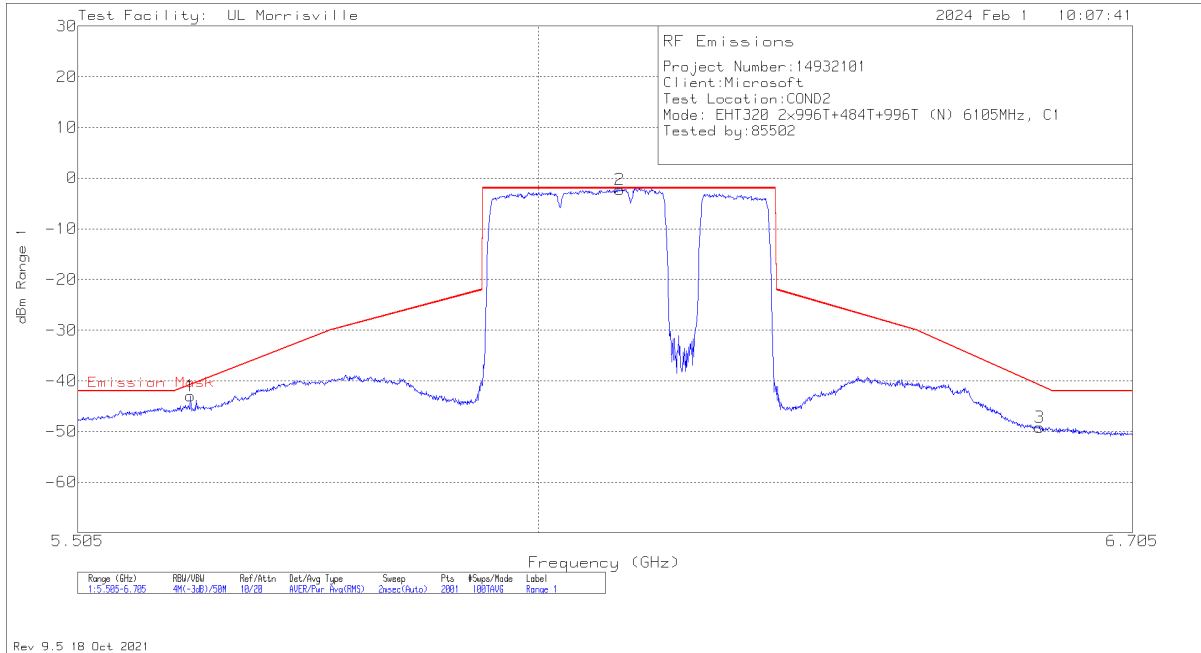
RMS - RMS detection

**2TX CHAIN 0 + CHAIN 1 CDD OFDMA MODE: 2x996T+484T+996T (NON-CONTIGUOUS)
 STANDARD POWER**



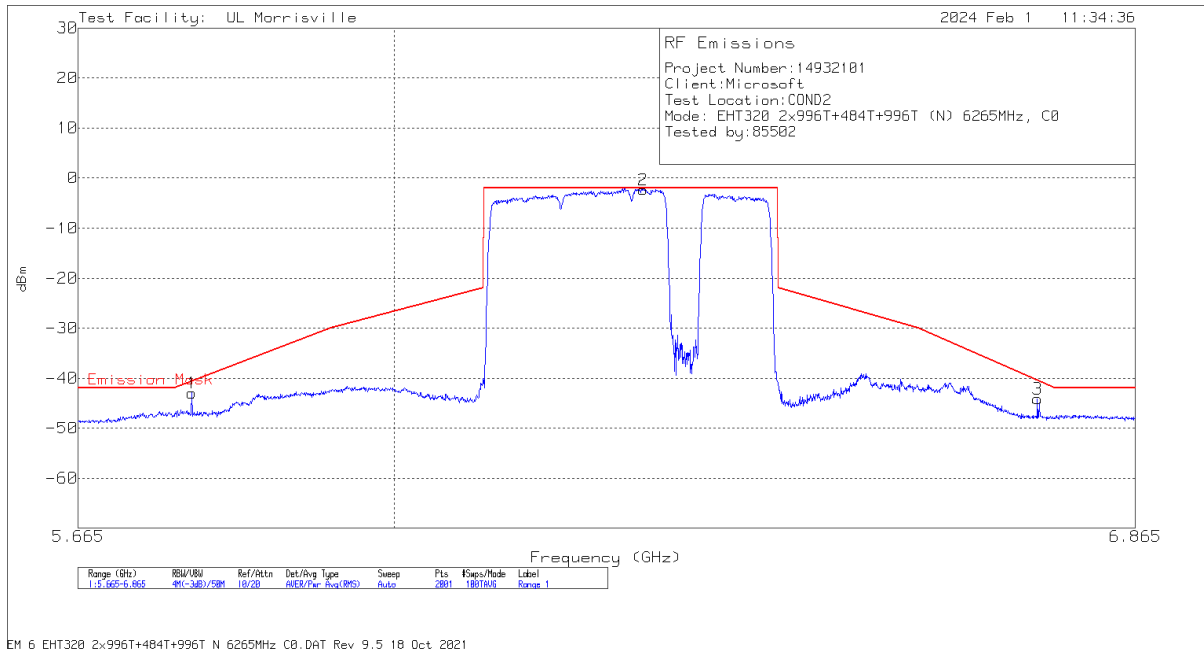
Marker	Frequency (GHz)	Meter Reading (dBm)	Det	Atten (dB)	CBL (dB)	Corrected Reading dBm	Emission Mask	Margin (dB)
1	5.625	-55.15	RMS	9.9	3.6	-41.65	-40.12	-1.53
2	6.0978	-15.28	RMS	9.9	3.6	-1.78	-1.58	-.2
3	6.5838	-55.18	RMS	9.9	3.6	-41.68	-40.06	-1.62

RMS - RMS detection



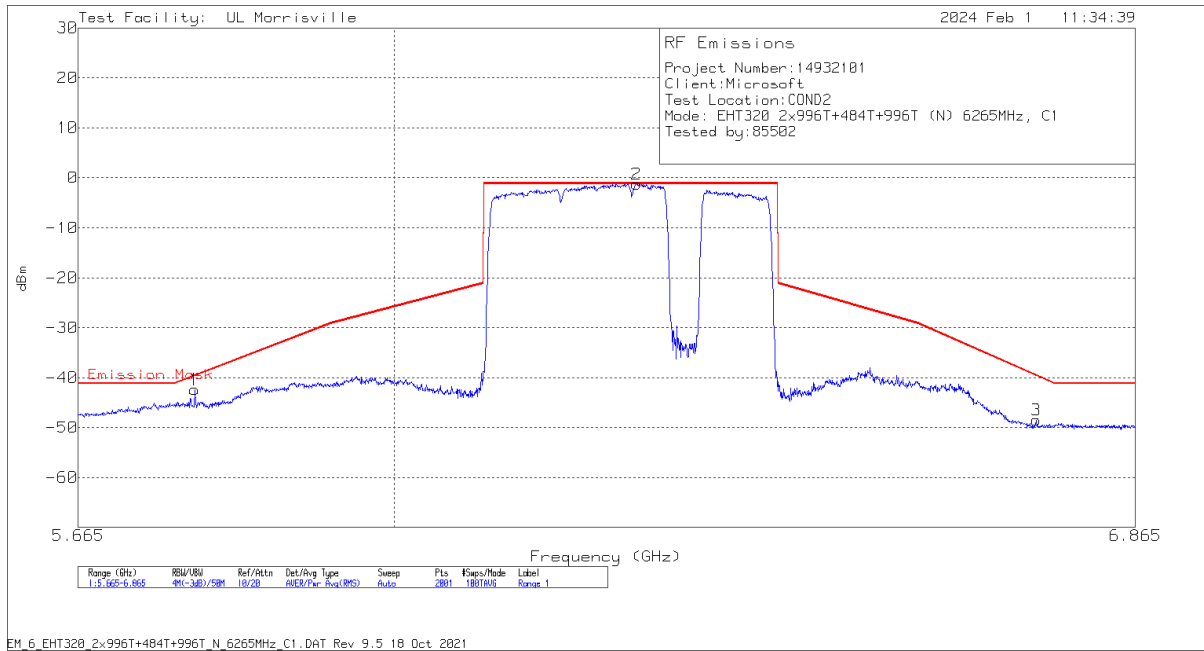
Marker	Frequency (GHz)	Meter Reading (dBm)	Det	Atten (dB)	CBL (dB)	Corrected Reading dBm	Emission Mask	Margin (dB)
1	5.622	-56.27	RMS	9.8	3.5	-42.97	-40.75	-2.22
2	6.0924	-15.51	RMS	9.8	3.5	-2.21	-2	-.21
3	6.5898	-62.43	RMS	9.8	3.5	-49.13	-40.91	-8.22

RMS - RMS detection



Marker	Frequency (GHz)	Meter Reading (dBm)	Det	Atten (dB)	CBL (dB)	Corrected Reading dBm	Emission Mask	Margin (dB)
1	5.7832	-56.43	RMS	9.9	3.6	-42.93	-40.64	-2.29
2	6.2776	-15.81	RMS	9.9	3.6	-2.31	-1.97	-.34
3	6.7438	-57.61	RMS	9.9	3.6	-44.11	-40.45	-3.66

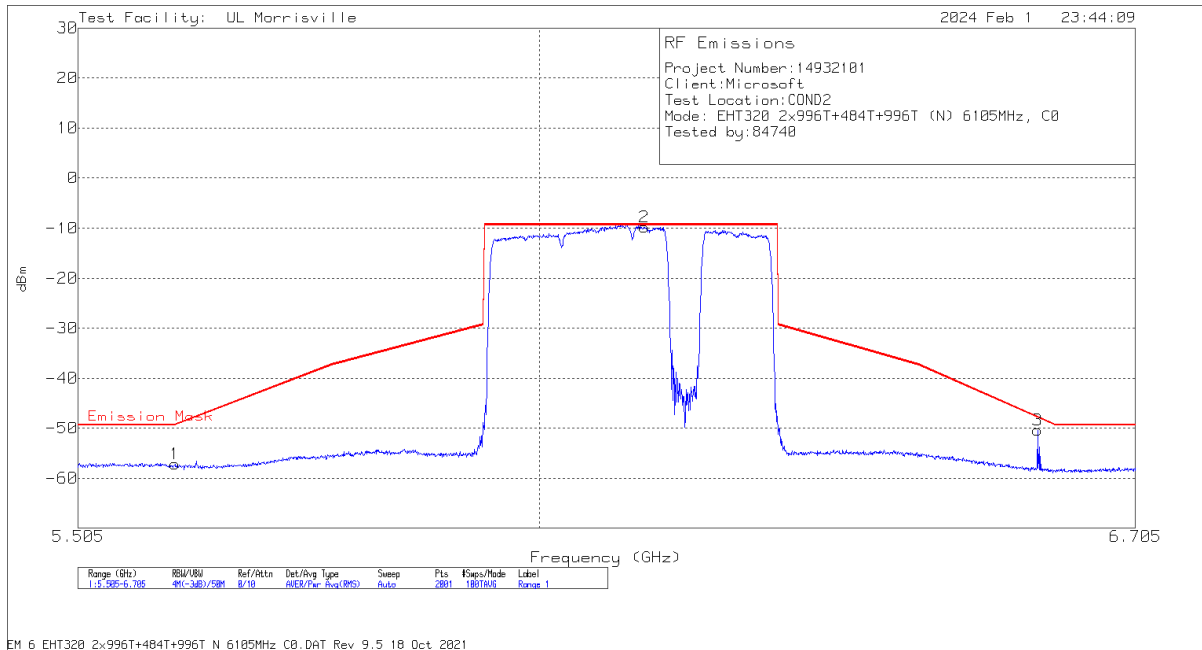
RMS - RMS detection



Marker	Frequency (GHz)	Meter Reading (dBm)	Det	Atten (dB)	CBL (dB)	Corrected Reading dBm	Emission Mask	Margin (dB)
1	5.7862	-55.7	RMS	9.8	3.5	-42.4	-39.56	-2.84
2	6.2698	-14.54	RMS	9.8	3.5	-1.24	-1.11	-.13
3	6.7426	-61.77	RMS	9.8	3.5	-48.47	-39.51	-8.96

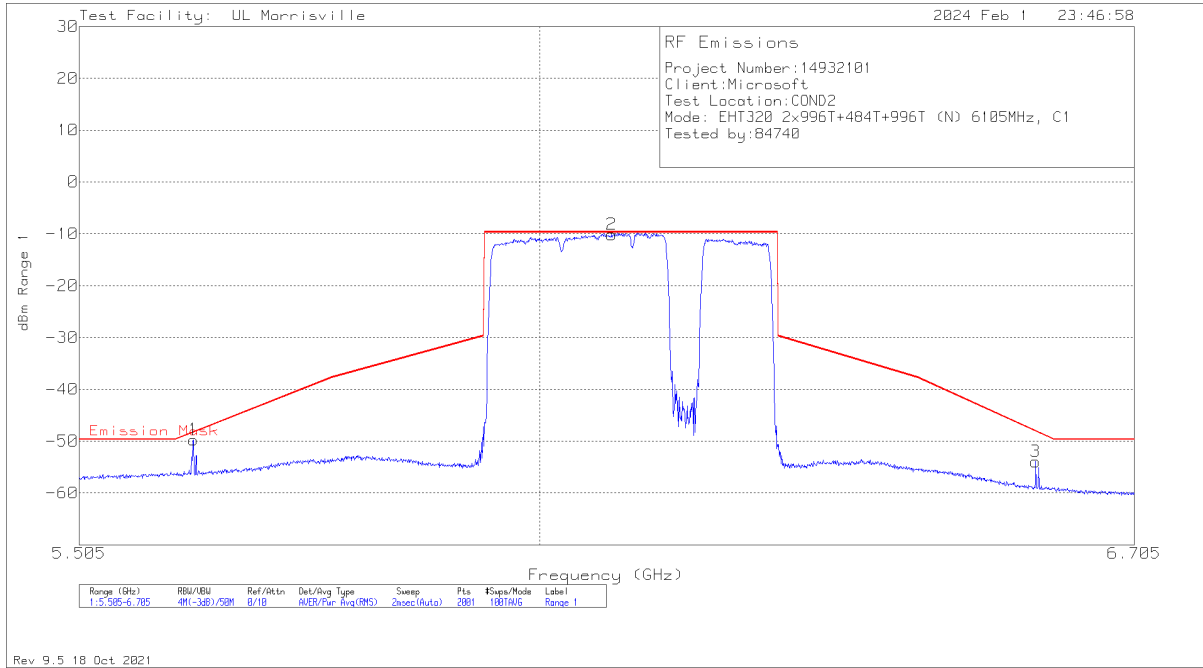
RMS - RMS detection

2TX CHAIN 0 + CHAIN 1 CDD OFDMA MODE: 2x996T+484T+996T (NON-CONTIGUOUS) LOW POWER INDOOR



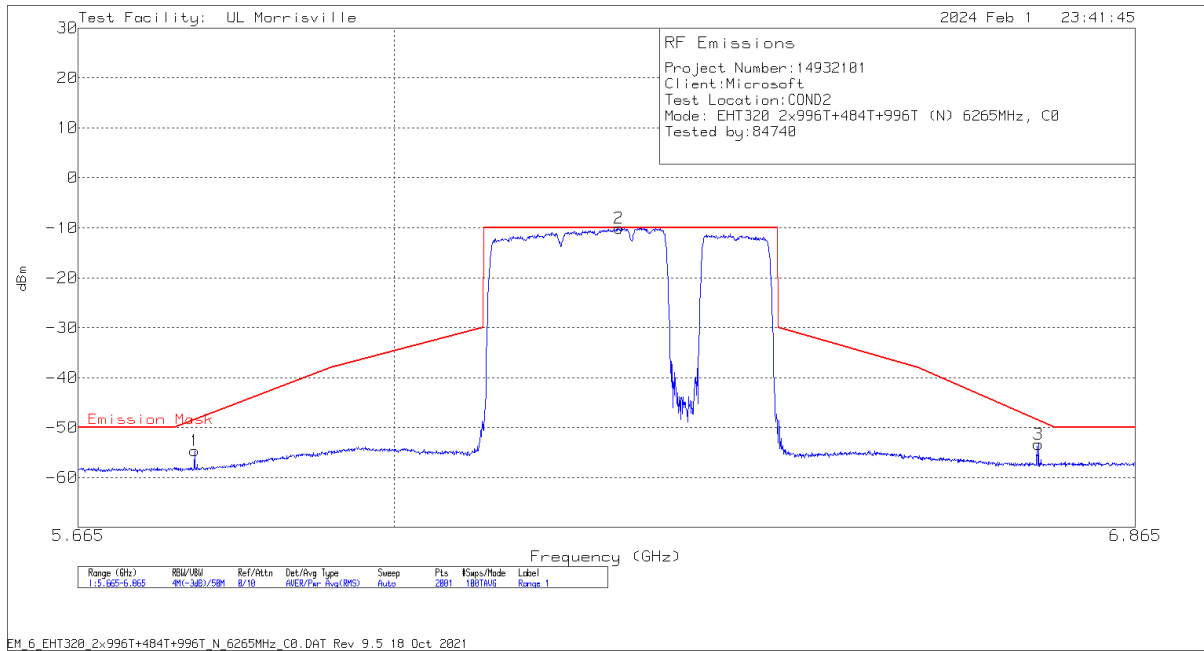
Marker	Frequency (GHz)	Meter Reading (dBm)	Det	Atten (dB)	CBL (dB)	Corrected Reading dBm	Emission Mask	Margin (dB)
1	5.6052	-70.61	RMS	9.9	3.6	-57.11	-49.29	-7.82
2	6.1179	-23.28	RMS	9.9	3.6	-9.78	-9.3	-.48
3	6.5838	-63.86	RMS	9.9	3.6	-50.36	-47.78	-2.58

RMS - RMS detection



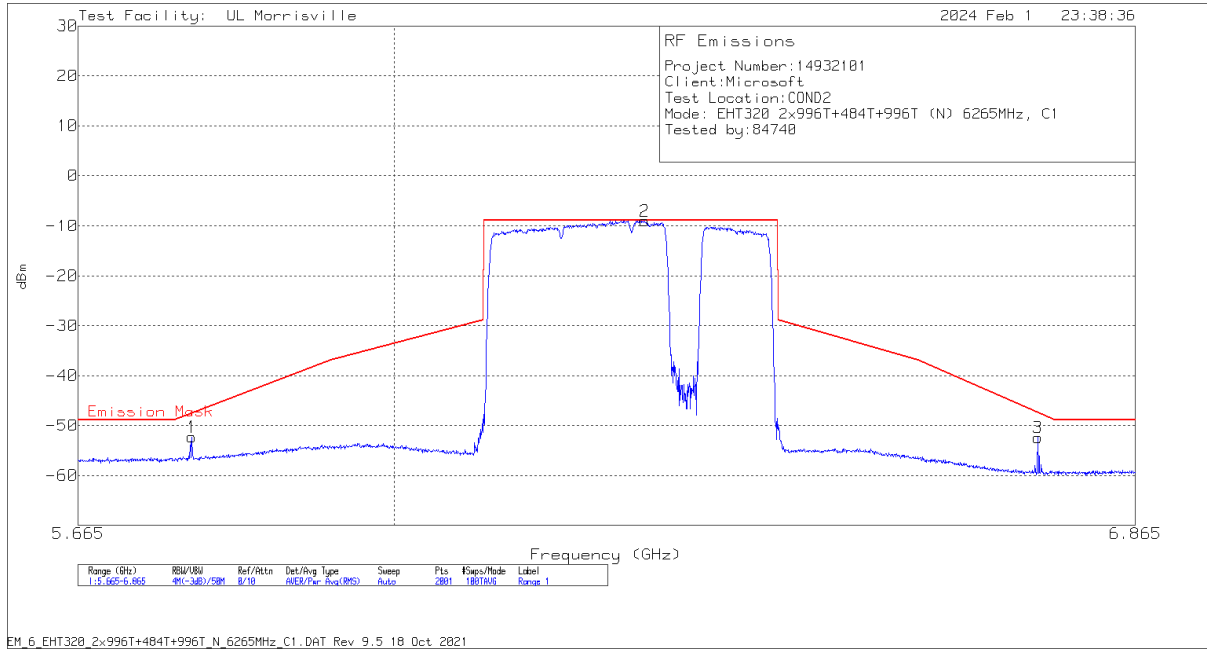
Marker	Frequency (GHz)	Meter Reading (dBm)	Det	Atten (dB)	CBL (dB)	Corrected Reading dBm	Emission Mask	Margin (dB)
1	5.6238	-63.02	RMS	9.8	3.5	-49.72	-48.31	-1.41
2	6.081	-23.42	RMS	9.8	3.5	-10.12	-9.69	-.43
3	6.5826	-67.24	RMS	9.8	3.5	-53.94	-48.09	-5.85

RMS - RMS detection



Marker	Frequency (GHz)	Meter Reading (dBm)	Det	Atten (dB)	CBL (dB)	Corrected Reading dBm	Emission Mask	Margin (dB)
1	5.7862	-68.12	RMS	9.9	3.6	-54.62	-48.46	-6.16
2	6.25	-23.54	RMS	9.9	3.6	-10.04	-10.01	-0.03
3	6.745	-66.81	RMS	9.9	3.6	-53.31	-48.58	-4.73

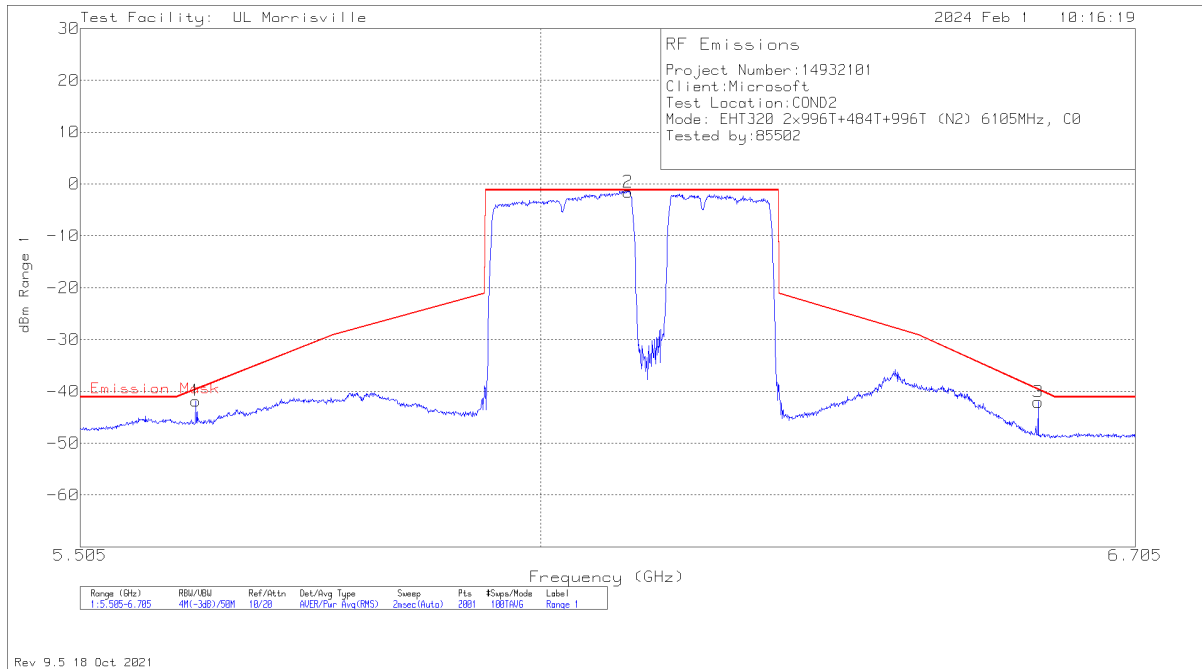
RMS - RMS detection



Marker	Frequency (GHz)	Meter Reading (dBm)	Det	Atten (dB)	CBL (dB)	Corrected Reading dBm	Emission Mask	Margin (dB)
1	5.7832	-65.61	RMS	9.8	3.5	-52.31	-47.53	-4.78
2	6.2794	-22.33	RMS	9.8	3.5	-9.03	-8.86	-.17
3	6.7444	-65.65	RMS	9.8	3.5	-52.35	-47.39	-4.96

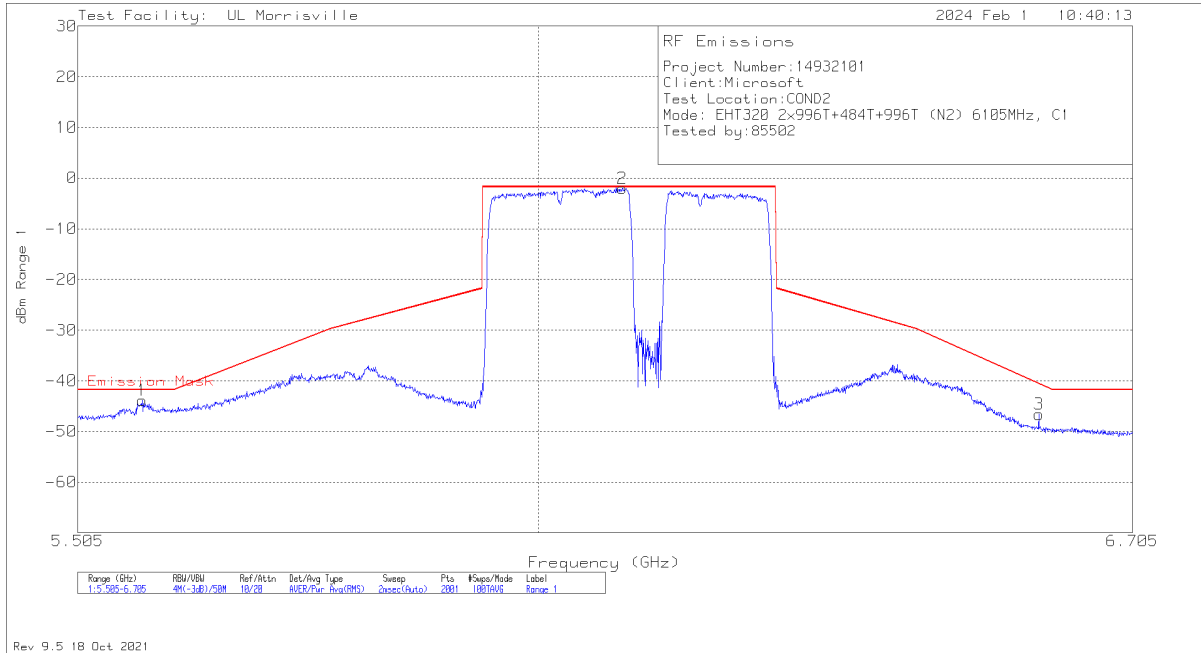
RMS - RMS detection

**2TX CHAIN 0 + CHAIN 1 CDD OFDMA MODE: 2x996T+484T+996T (NON-CONTIGUOUS 2)
 STANDARD POWER**



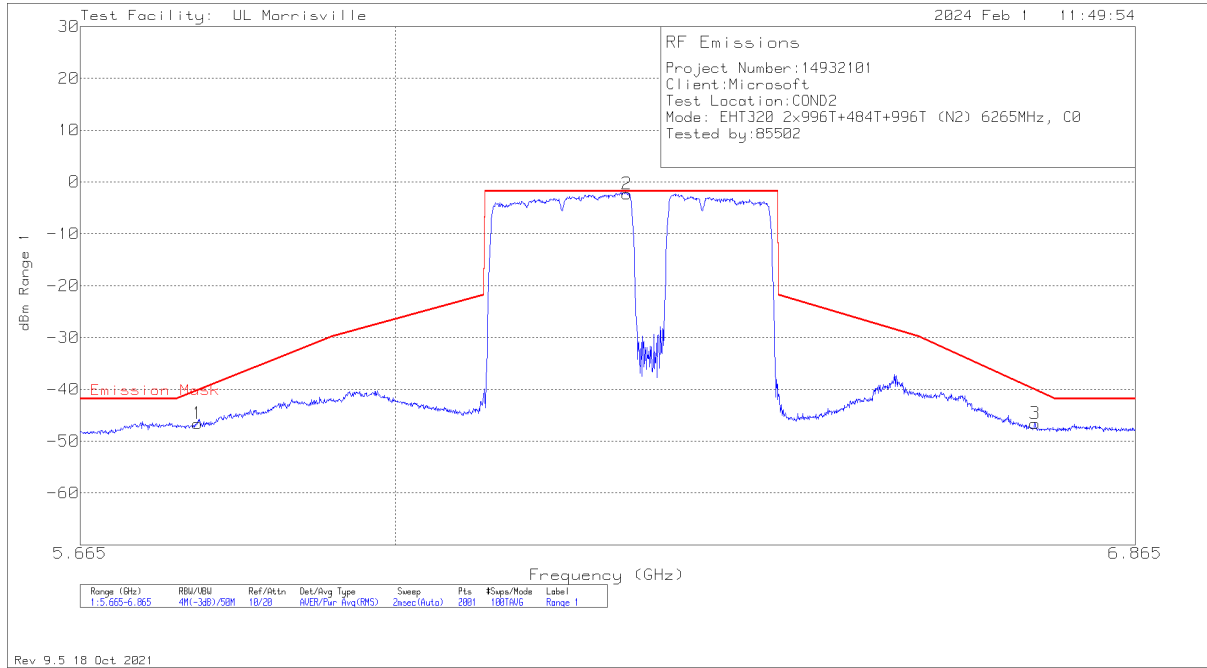
Marker	Frequency (GHz)	Meter Reading (dBm)	Det	Atten (dB)	CBL (dB)	Corrected Reading dBm	Emission Mask	Margin (dB)
1	5.625	-55.32	RMS	9.9	3.6	-41.82	-39.69	-2.13
2	6.0984	-15.03	RMS	9.9	3.6	-1.53	-1.15	-38
3	6.5844	-55.53	RMS	9.9	3.6	-42.03	-39.68	-2.35

RMS - RMS detection



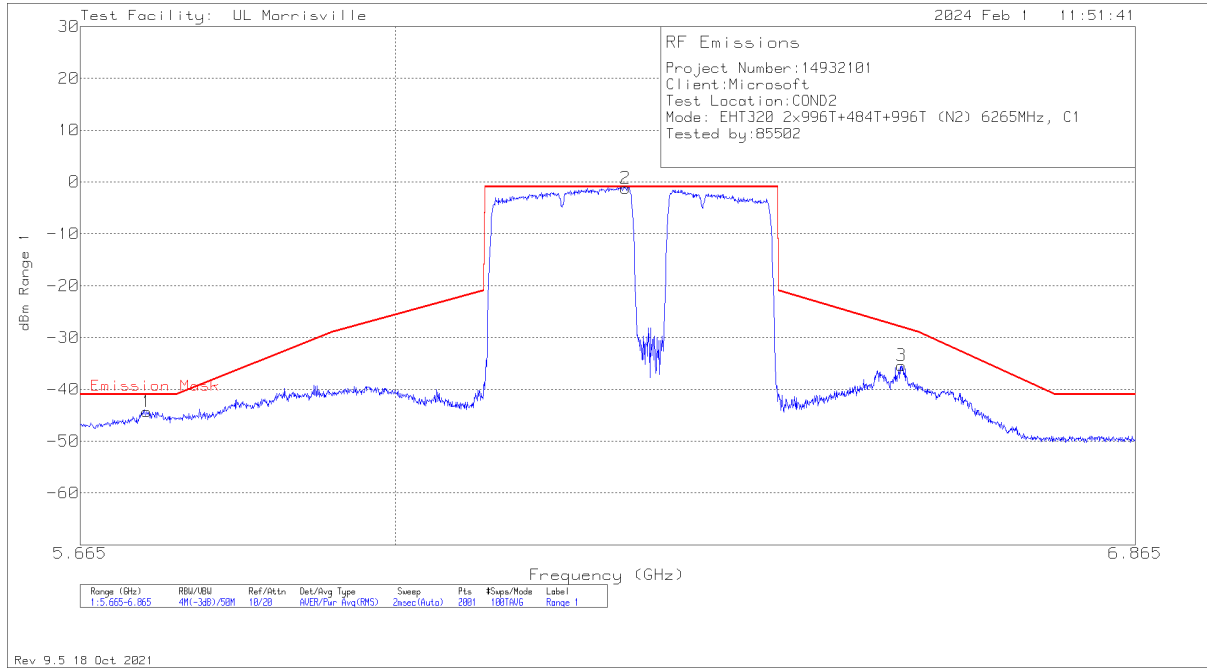
Marker	Frequency (GHz)	Meter Reading (dBm)	Det	Atten (dB)	CBL (dB)	Corrected Reading dBm	Emission Mask	Margin (dB)
1	5.5716	-57.16	RMS	9.8	3.5	-43.86	-41.77	-2.09
2	6.0948	-15.28	RMS	9.8	3.5	-1.98	-1.77	-.21
3	6.5886	-59.92	RMS	9.8	3.5	-46.62	-40.6	-6.02

RMS - RMS detection



Marker	Frequency (GHz)	Meter Reading (dBm)	Det	Atten (dB)	CBL (dB)	Corrected Reading dBm	Emission Mask	Margin (dB)
1	5.7874	-60.09	RMS	9.9	3.6	-46.59	-40.18	-6.41
2	6.2578	-15.79	RMS	9.9	3.6	-2.29	-1.82	-.47
3	6.7408	-60.08	RMS	9.9	3.6	-46.58	-40.09	-6.49

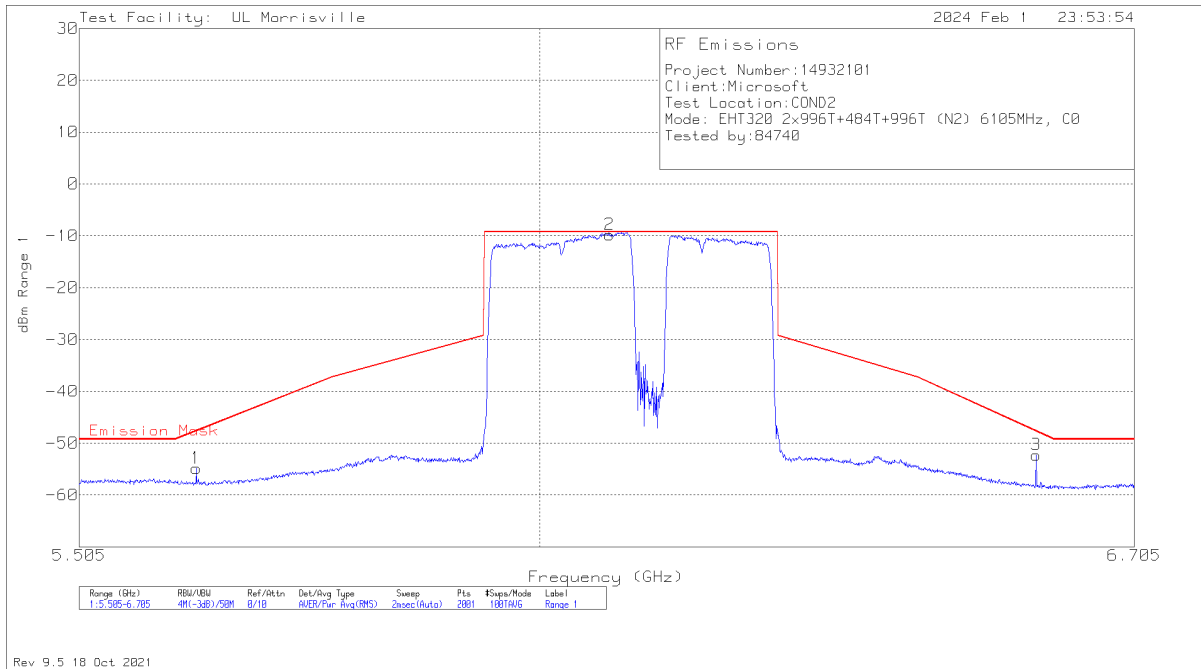
RMS - RMS detection



Marker	Frequency (GHz)	Meter Reading (dBm)	Det	Atten (dB)	CBL (dB)	Corrected Reading dBm	Emission Mask	Margin (dB)
1	5.734	-57.63	RMS	9.8	3.5	-44.33	-40.96	-3.37
2	6.2566	-14.48	RMS	9.8	3.5	-1.18	-.96	-.22
3	6.5788	-48.71	RMS	9.8	3.5	-35.41	-28	-7.41

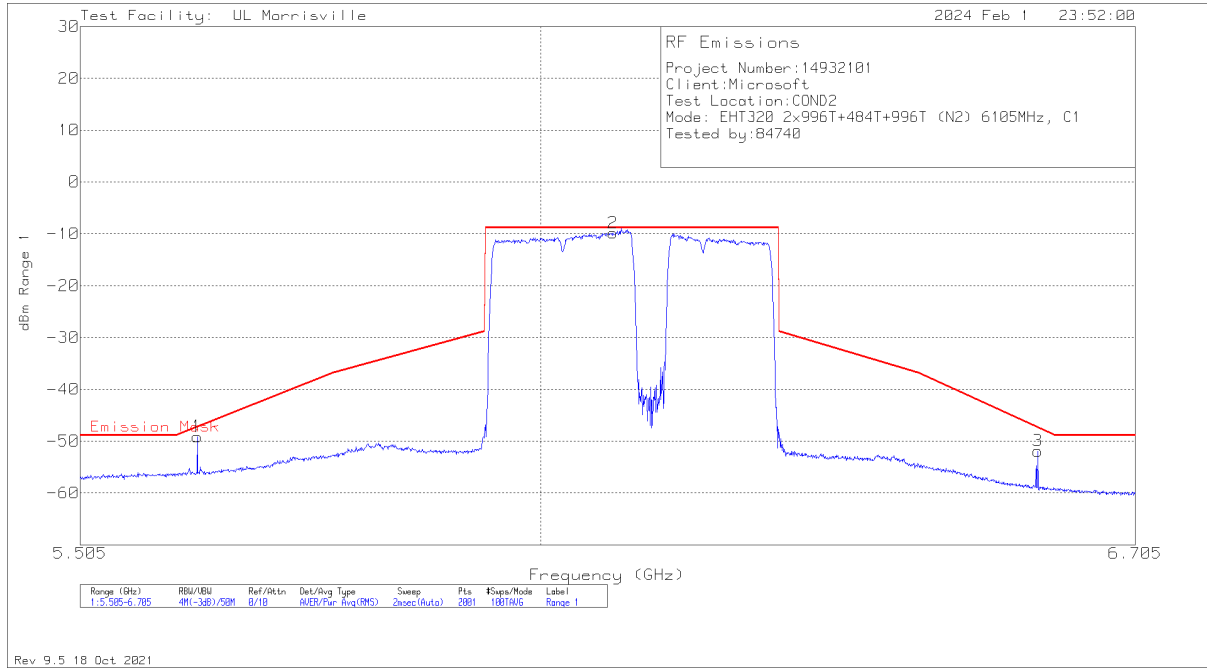
RMS - RMS detection

2TX CHAIN 0 + CHAIN 1 CDD OFDMA MODE: 2x996T+484T+996T (NON-CONTIGUOUS 2) LOW POWER INDOOR



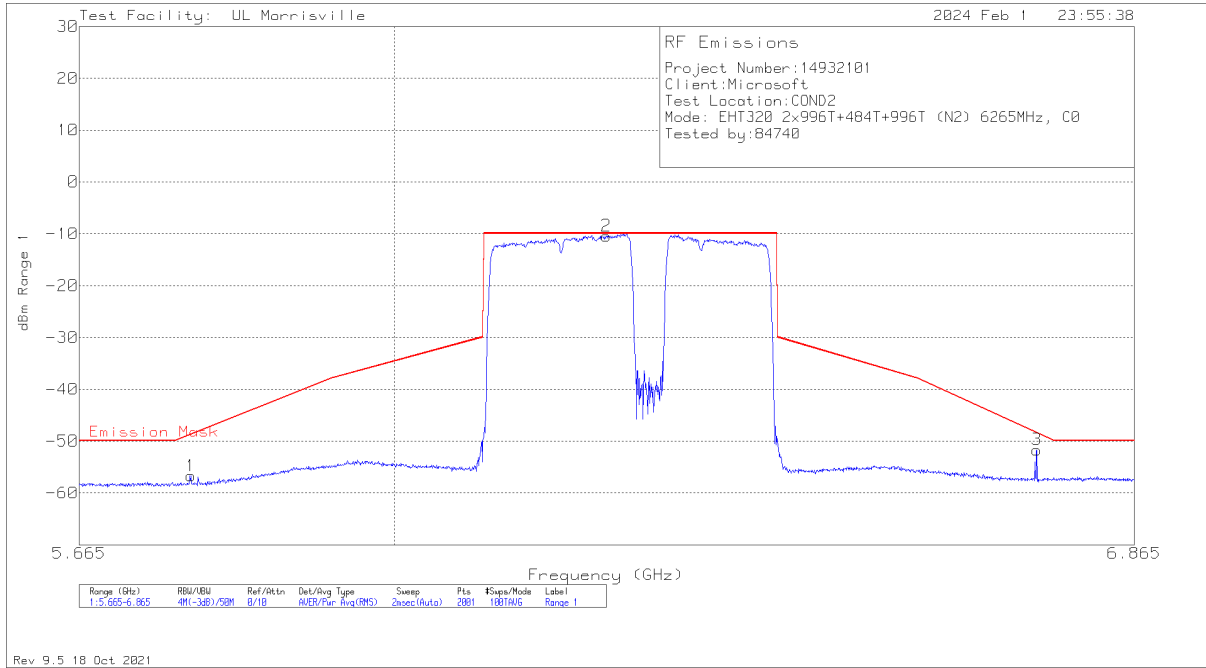
Marker	Frequency (GHz)	Meter Reading (dBm)	Det	Atten (dB)	CBL (dB)	Corrected Reading dBm	Emission Mask	Margin (dB)
1	5.6268	-68.34	RMS	9.9	3.6	-54.84	-47.67	-7.17
2	6.0786	-23.27	RMS	9.9	3.6	-9.77	-9.27	-.5
3	6.5832	-65.76	RMS	9.9	3.6	-52.26	-47.71	-4.55

RMS - RMS detection



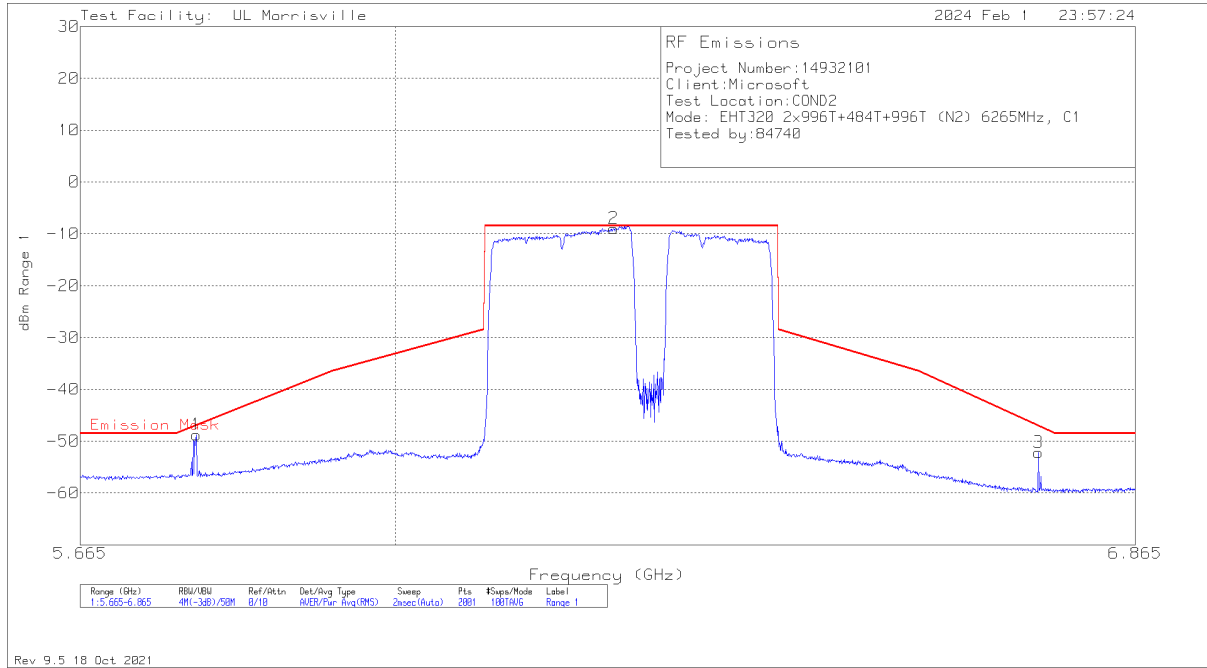
Marker	Frequency (GHz)	Meter Reading (dBm)	Det	Atten (dB)	CBL (dB)	Corrected Reading dBm	Emission Mask	Margin (dB)
1	5.6268	-62.42	RMS	9.8	3.5	-49.12	-47.25	-1.87
2	6.0816	-23.13	RMS	9.8	3.5	-9.83	-8.85	-.98
3	6.5838	-65.18	RMS	9.8	3.5	-51.88	-47.33	-4.55

RMS - RMS detection



Marker	Frequency (GHz)	Meter Reading (dBm)	Det	Atten (dB)	CBL (dB)	Corrected Reading dBm	Emission Mask	Margin (dB)
1	5.7814	-70.19	RMS	9.9	3.6	-56.69	-48.71	-7.98
2	6.2356	-23.92	RMS	9.9	3.6	-10.42	-9.91	-.51
3	6.7444	-65.15	RMS	9.9	3.6	-51.65	-48.44	-3.21

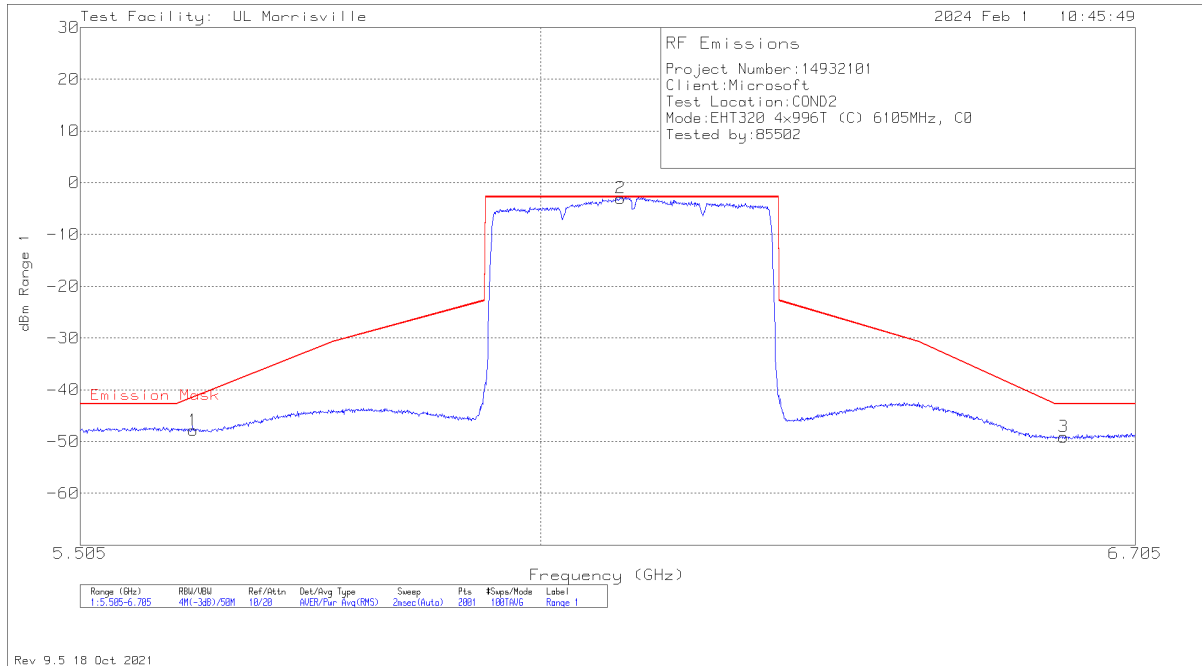
RMS - RMS detection



Marker	Frequency (GHz)	Meter Reading (dBm)	Det	Atten (dB)	CBL (dB)	Corrected Reading dBm	Emission Mask	Margin (dB)
1	5.7862	-62.03	RMS	9.8	3.5	-48.73	-46.94	-1.79
2	6.2428	-22.25	RMS	9.8	3.5	-8.95	-8.49	-.46
3	6.745	-65.48	RMS	9.8	3.5	-52.18	-47.06	-5.12

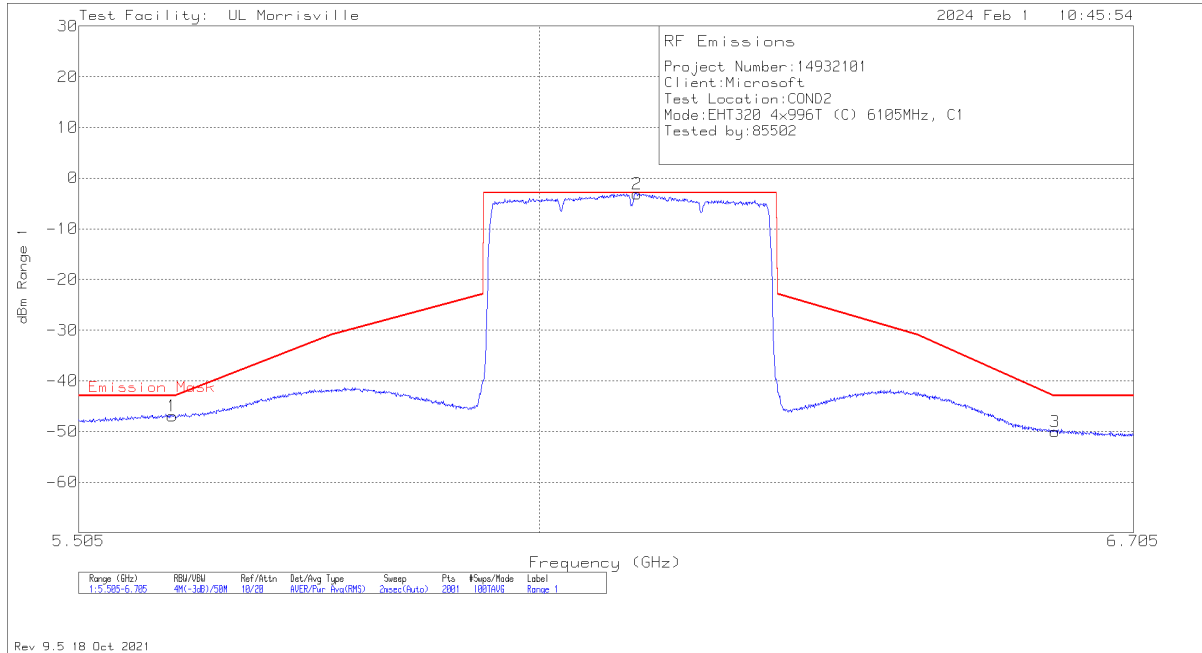
RMS - RMS detection

2TX CHAIN 0 + CHAIN 1 CDD OFDMA MODE: 4x996T STANDARD POWER



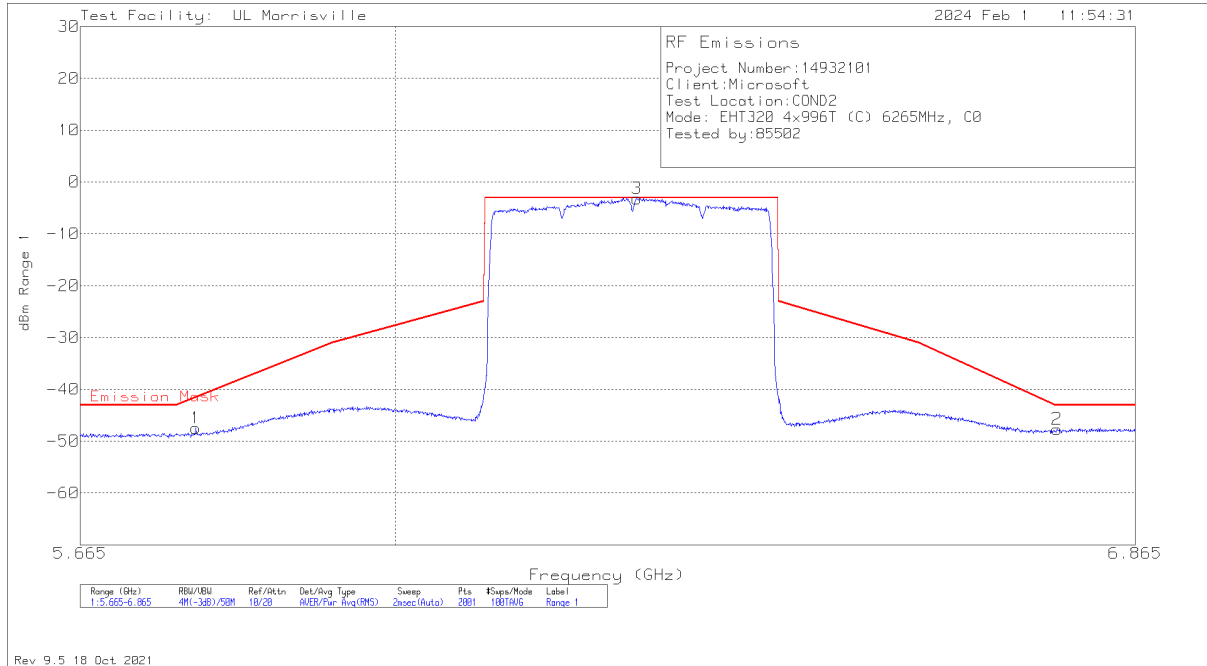
Marker	Frequency (GHz)	Meter Reading (dBm)	Det	Atten (dB)	CBL (dB)	Corrected Reading dBm	Emission Mask	Margin (dB)
1	5.6226	-61.35	RMS	9.9	3.6	-47.85	-41.46	-6.39
2	6.09	-16.47	RMS	9.9	3.6	-2.97	-2.75	-.22
3	6.6156	-62.59	RMS	9.9	3.6	-49.09	-42.75	-6.34

RMS - RMS detection



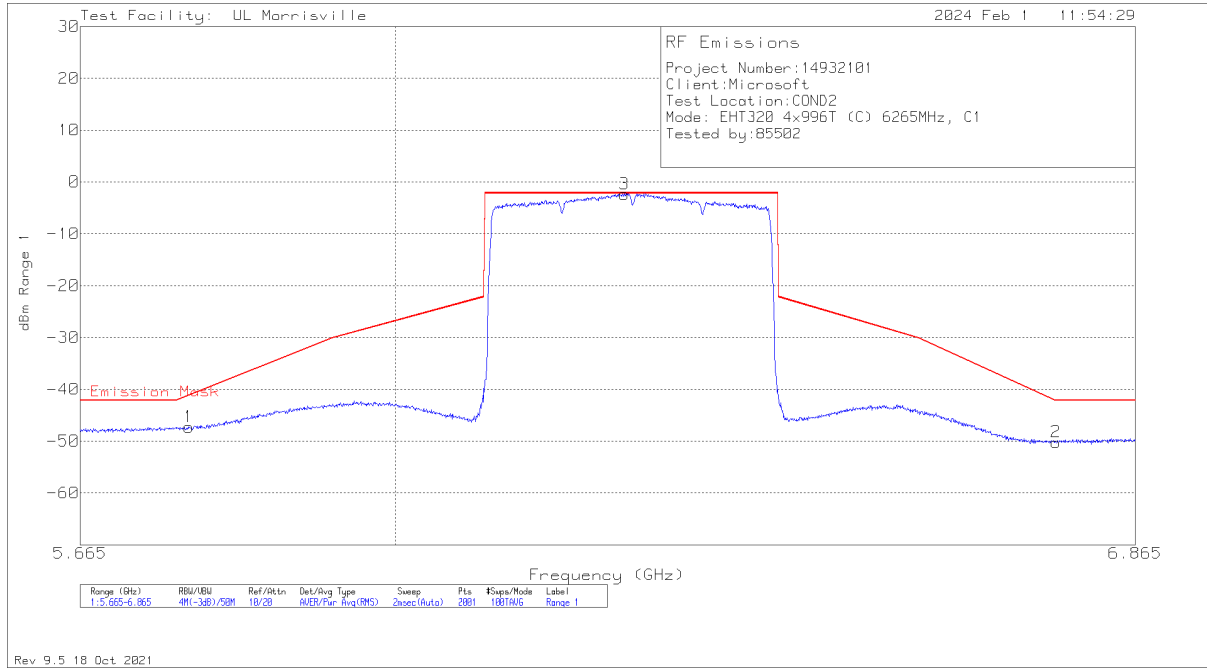
Marker	Frequency (GHz)	Meter Reading (dBm)	Det	Atten (dB)	CBL (dB)	Corrected Reading dBm	Emission Mask	Margin (dB)
1	5.6022	-60.22	RMS	9.8	3.5	-46.92	-42.92	-4
2	6.1104	-16.44	RMS	9.8	3.5	-3.14	-2.92	-2.22
3	6.6072	-63.36	RMS	9.8	3.5	-50.06	-42.92	-7.14

RMS - RMS detection



Marker	Frequency (GHz)	Meter Reading (dBm)	Det	Atten (dB)	CBL (dB)	Corrected Reading dBm	Emission Mask	Margin (dB)
1	5.7856	-60.99	RMS	9.9	3.6	-47.49	-41.54	-5.95
3	6.2692	-16.7	RMS	9.9	3.6	-3.2	-3.05	-.15
2	6.7678	-61.18	RMS	9.9	3.6	-47.68	-43.05	-4.63

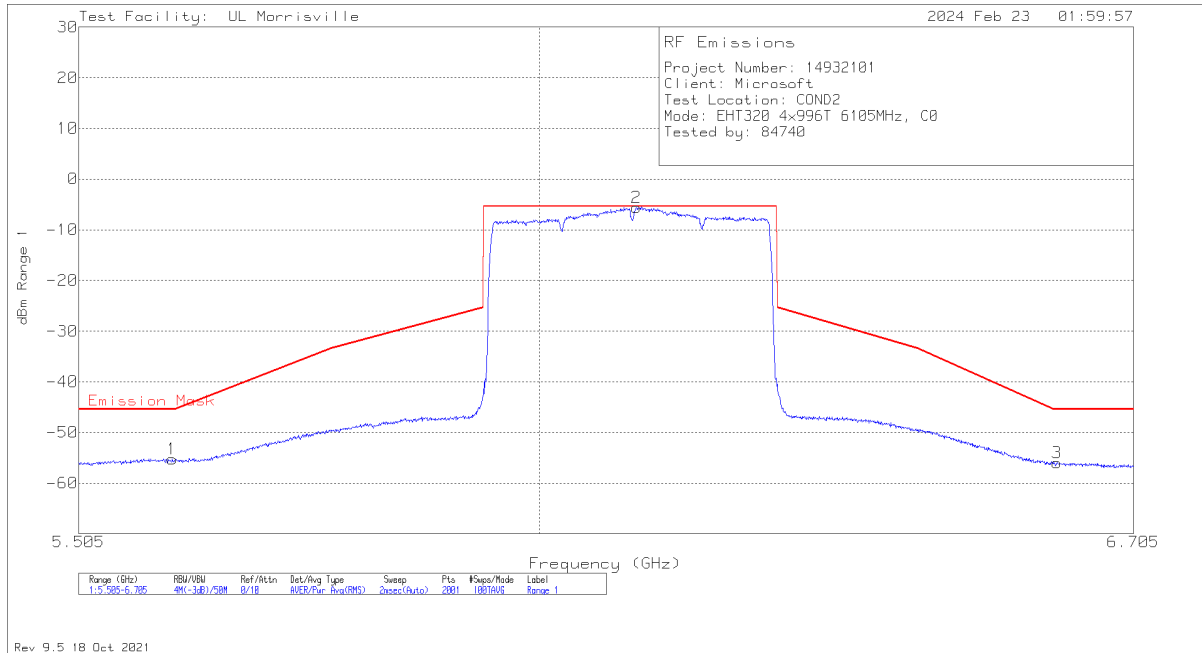
RMS - RMS detection



Marker	Frequency (GHz)	Meter Reading (dBm)	Det	Atten (dB)	CBL (dB)	Corrected Reading dBm	Emission Mask	Margin (dB)
1	5.7784	-60.56	RMS	9.8	3.5	-47.26	-41.17	-6.09
3	6.2548	-15.65	RMS	9.8	3.5	-2.35	-2.15	-.2
2	6.7666	-63.49	RMS	9.8	3.5	-50.19	-42.15	-8.04

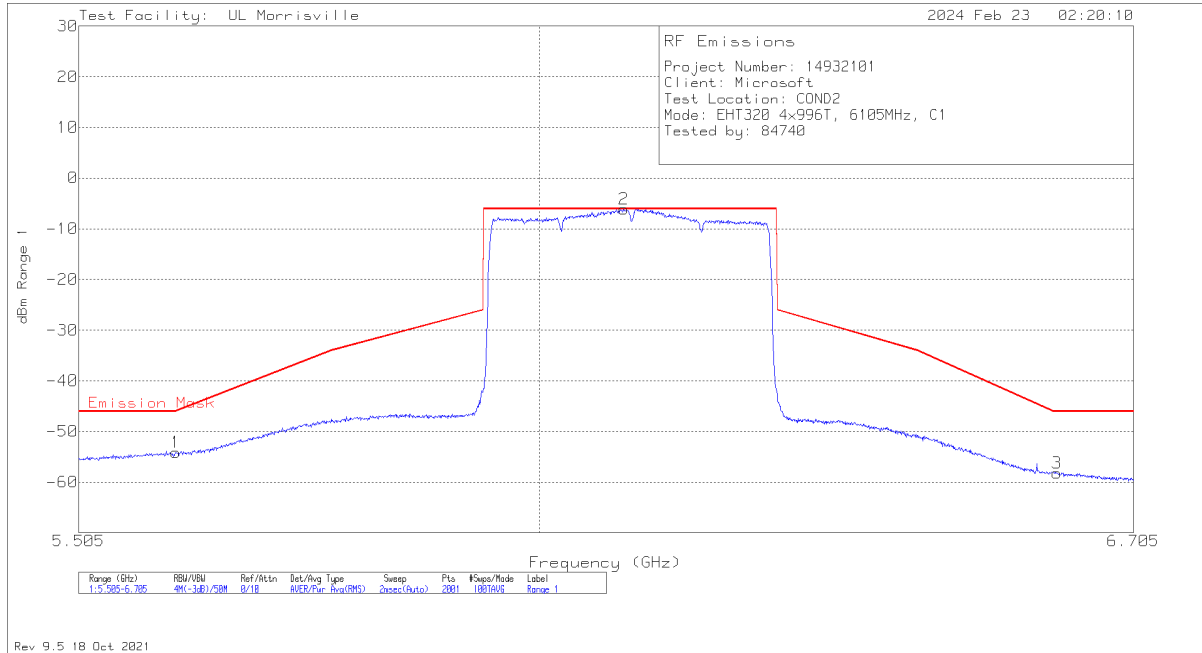
RMS - RMS detection

2TX CHAIN 0 + CHAIN 1 CDD OFDMA MODE: 4x996T LOW POWER INDOOR



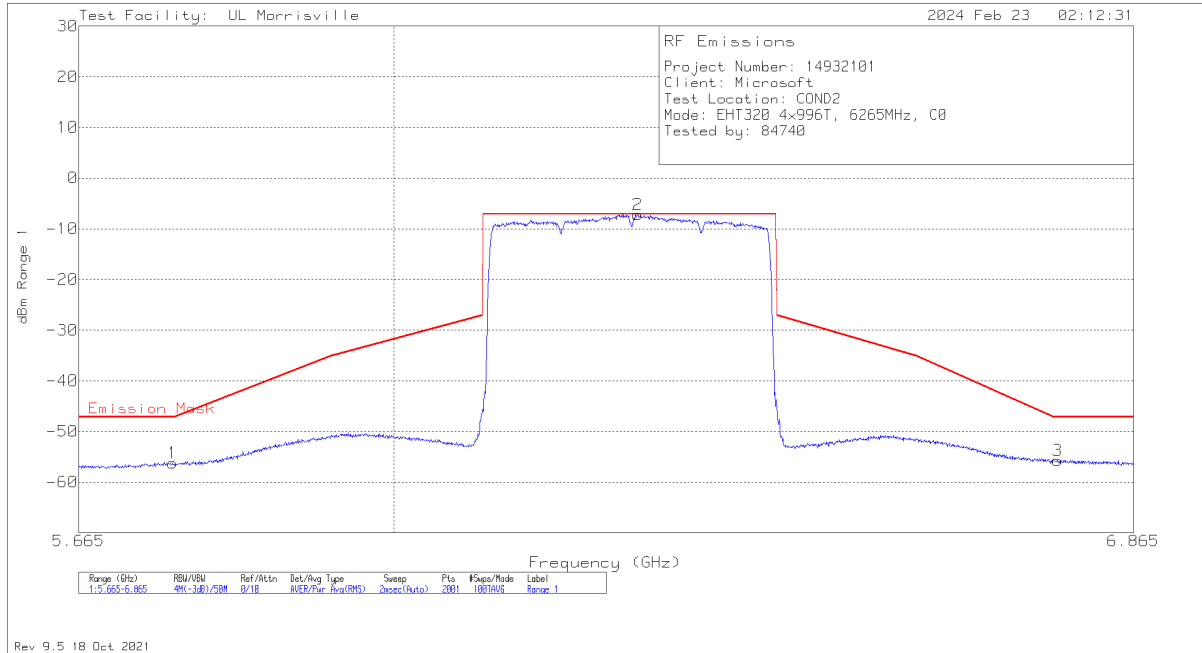
Marker	Frequency (GHz)	Meter Reading (dBm)	Det	Atten (dB)	CBL (dB)	Corrected Reading dBm	Emission Mask	Margin (dB)
1	5.6022	-68.75	RMS	9.9	3.6	-55.25	-45.41	-9.84
2	6.1098	-19.13	RMS	9.9	3.6	-5.63	-5.41	-2.22
3	6.6096	-69.48	RMS	9.9	3.6	-55.98	-45.41	-10.57

RMS - RMS detection



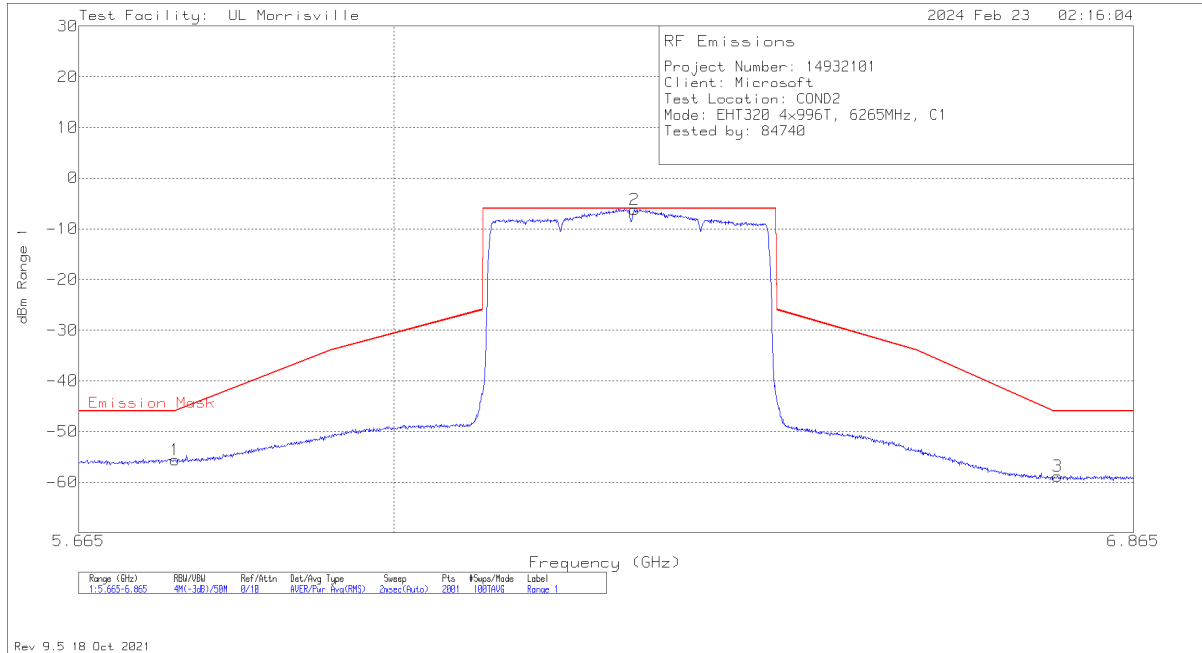
Marker	Frequency (GHz)	Meter Reading (dBm)	Det	Atten (dB)	CBL (dB)	Corrected Reading dBm	Emission Mask	Margin (dB)
1	5.6058	-67.4	RMS	9.8	3.5	-54.1	-46	-8.1
2	6.096	-19.45	RMS	9.8	3.5	-6.15	-6.06	-.09
3	6.6096	-71.51	RMS	9.8	3.5	-58.21	-46.06	-12.15

RMS - RMS detection



Marker	Frequency (GHz)	Meter Reading (dBm)	Det	Atten (dB)	CBL (dB)	Corrected Reading dBm	Emission Mask	Margin (dB)
1	5.7628	-69.69	RMS	9.9	3.6	-56.19	-47.14	-9.05
2	6.2722	-20.73	RMS	9.9	3.6	-7.23	-7.14	-0.09
3	6.7708	-69.24	RMS	9.9	3.6	-55.74	-47.14	-8.6

RMS - RMS detection

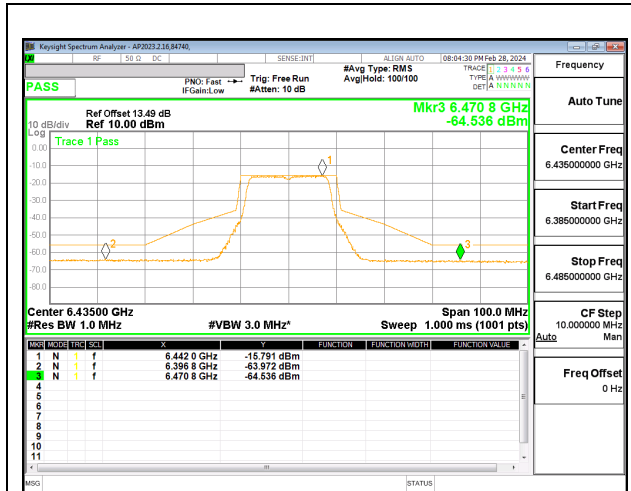


Marker	Frequency (GHz)	Meter Reading (dBm)	Det	Atten (dB)	CBL (dB)	Corrected Reading dBm	Emission Mask	Margin (dB)
1	5.7652	-68.85	RMS	9.8	3.5	-55.55	-45.99	-9.56
2	6.2686	-19.56	RMS	9.8	3.5	-6.26	-6	-.26
3	6.7708	-72.17	RMS	9.8	3.5	-58.87	-46	-12.87

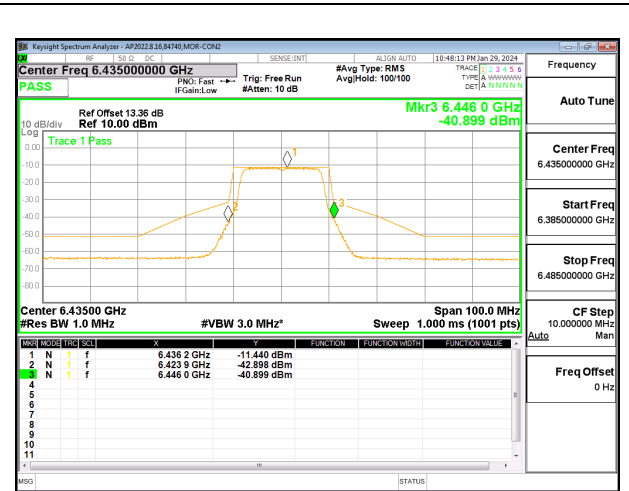
RMS - RMS detection

9.5.7. 802.11a MODE 2TX IN THE UNII-6 BAND

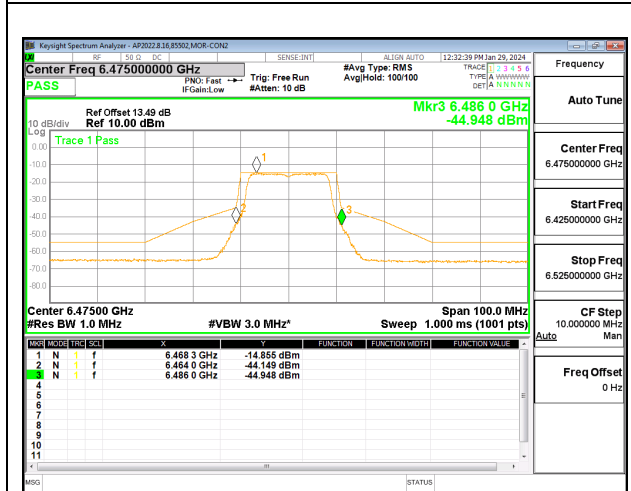
LOW POWER INDOOR



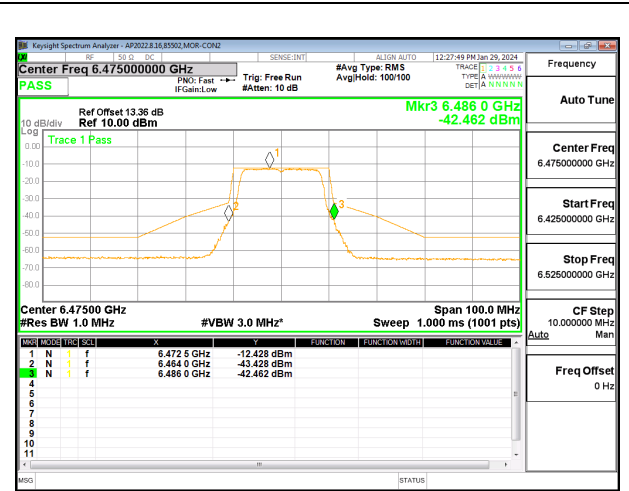
LOW CHANNEL CHAIN 0



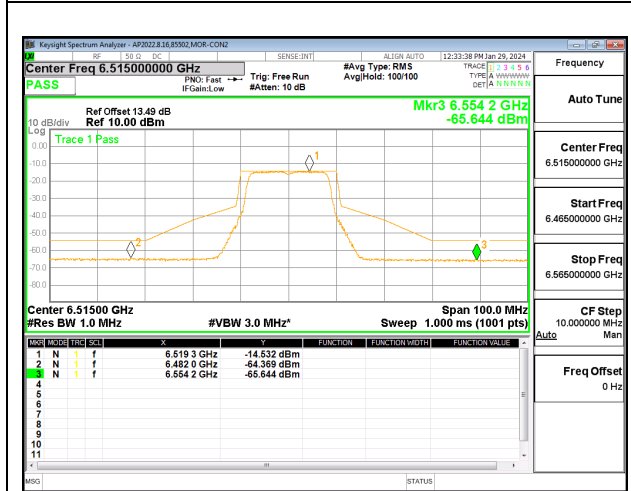
LOW CHANNEL CHAIN 1



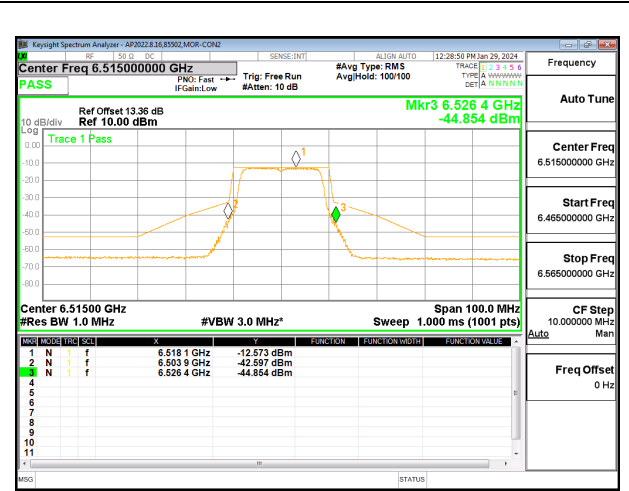
MID CHANNEL CHAIN 0



MID CHANNEL CHAIN 1

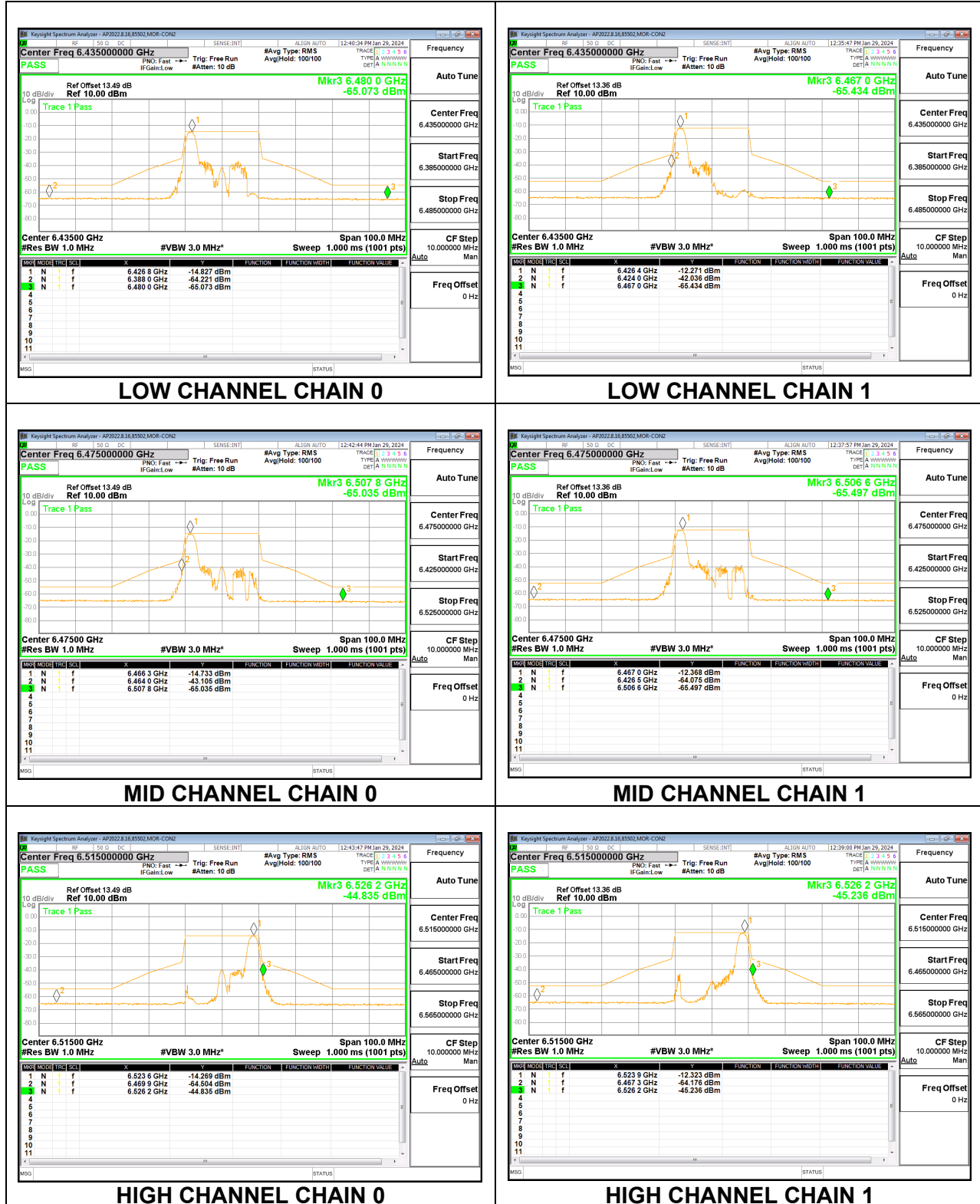


HIGH CHANNEL CHAIN 0

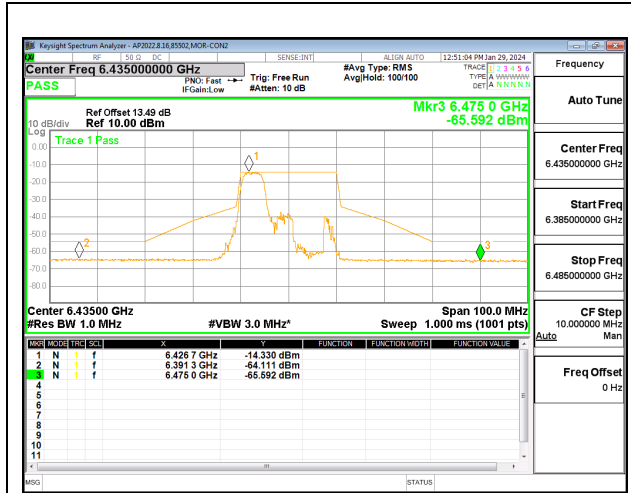


HIGH CHANNEL CHAIN 1

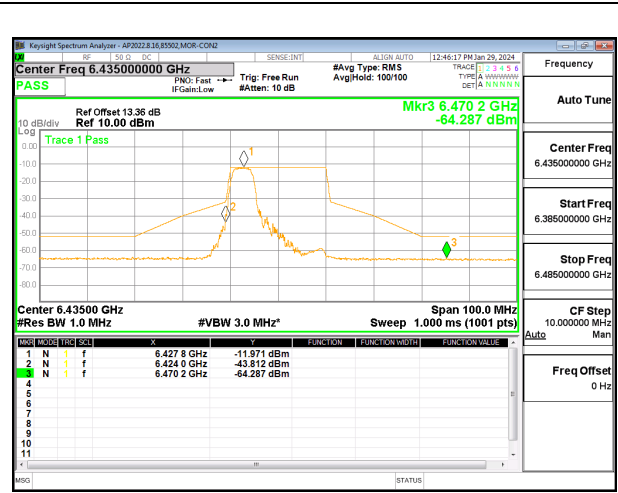
9.5.8. 802.11be EHT20 MODE 2TX IN THE UNII-6 BAND
2TX CHAIN 0 + CHAIN 1 CDD OFDMA MODE: 26T LOW POWER INDOOR



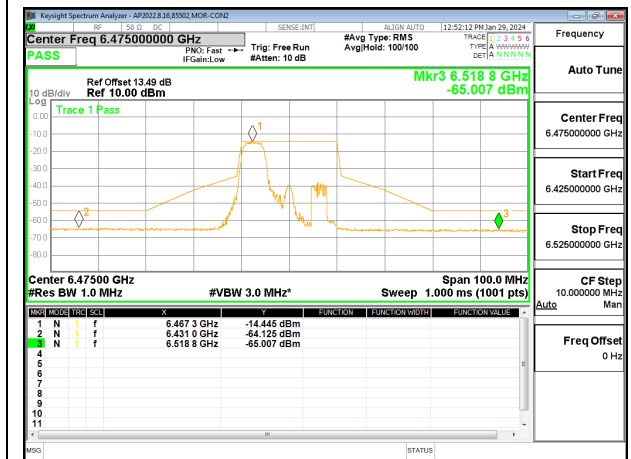
2TX CHAIN 0 + CHAIN 1 CDD OFDMA MODE: 52T LOW POWER INDOOR



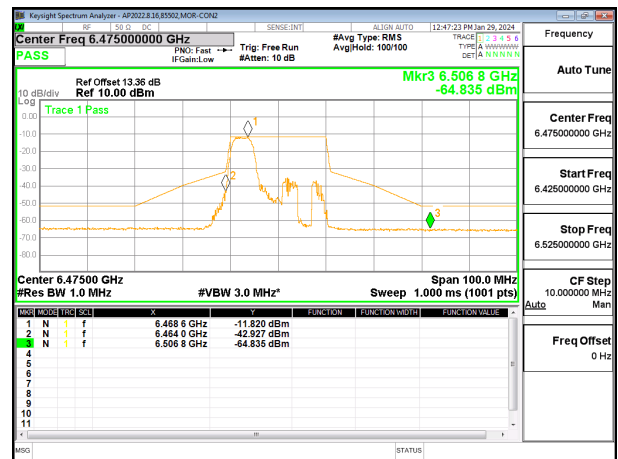
LOW CHANNEL CHAIN 0



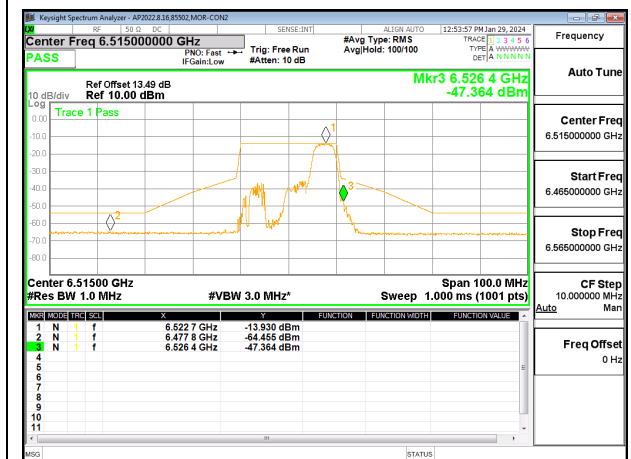
LOW CHANNEL CHAIN 1



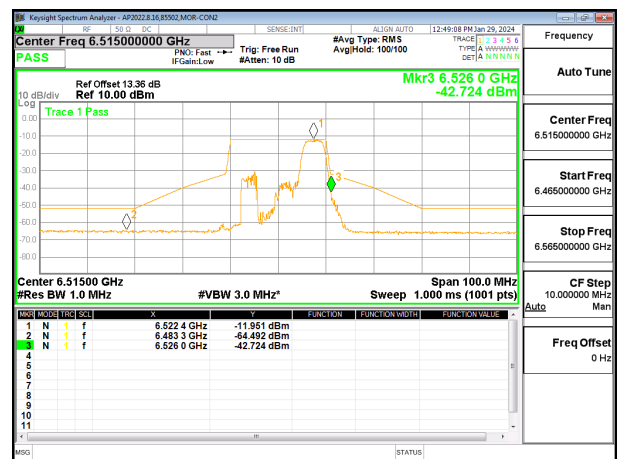
MID CHANNEL CHAIN 0



MID CHANNEL CHAIN 1

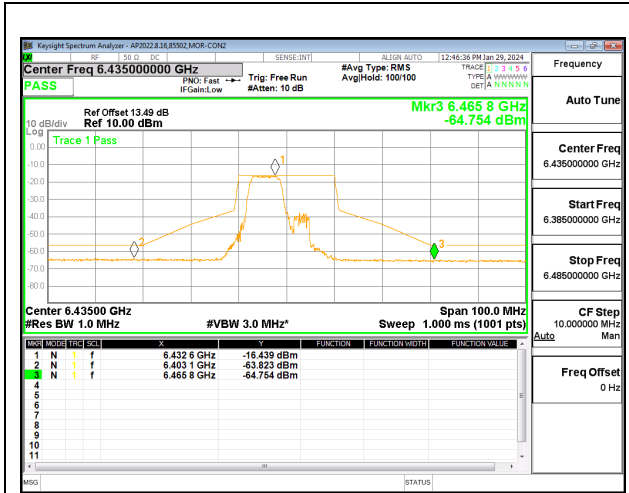


HIGH CHANNEL CHAIN 0

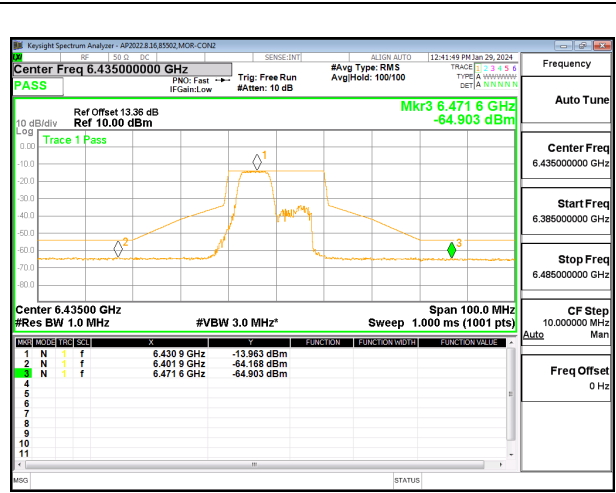


HIGH CHANNEL CHAIN 1

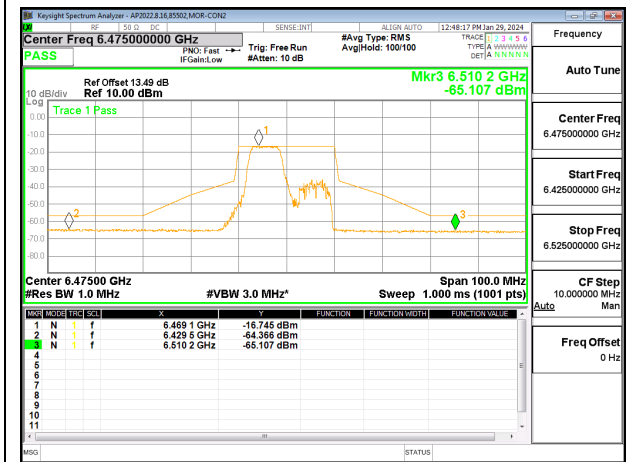
2TX CHAIN 0 + CHAIN 1 CDD OFDMA MODE: 52T+26T LOW POWER INDOOR



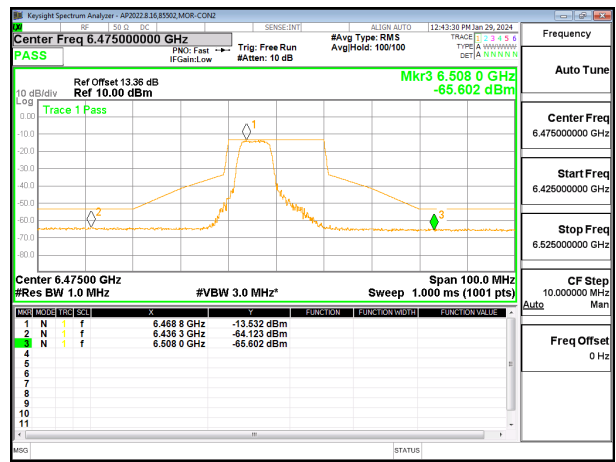
LOW CHANNEL CHAIN 0



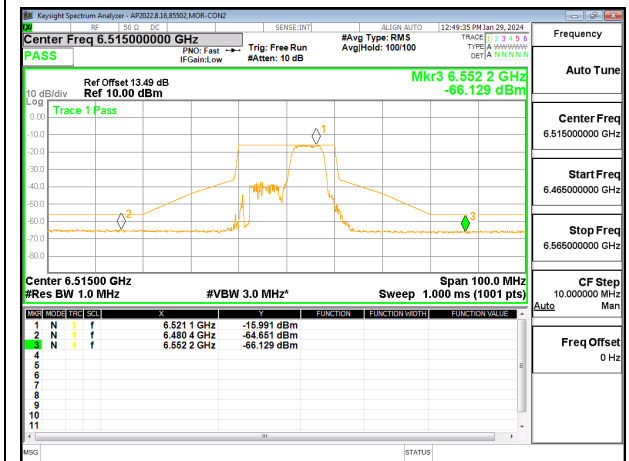
LOW CHANNEL CHAIN 1



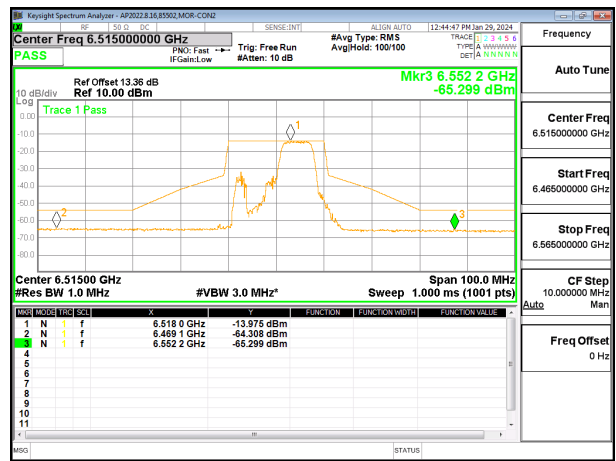
MID CHANNEL CHAIN 0



MID CHANNEL CHAIN 1

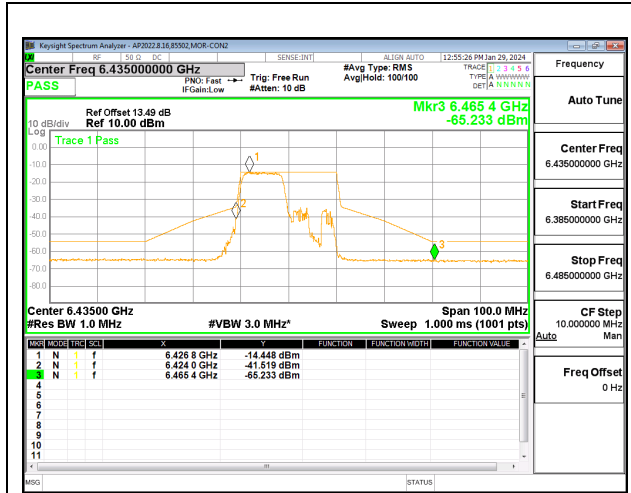


HIGH CHANNEL CHAIN 0

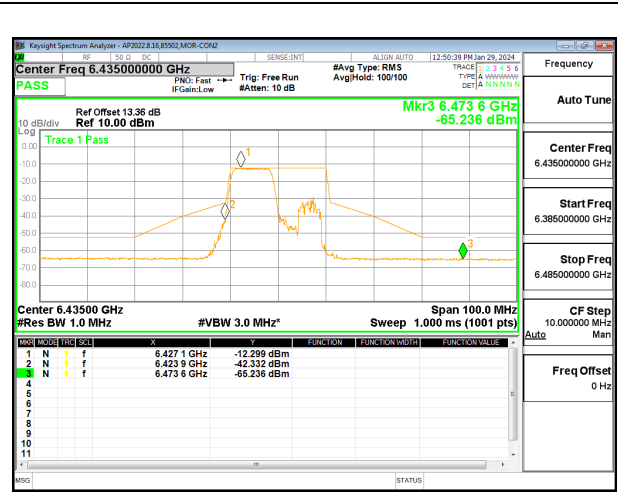


HIGH CHANNEL CHAIN 1

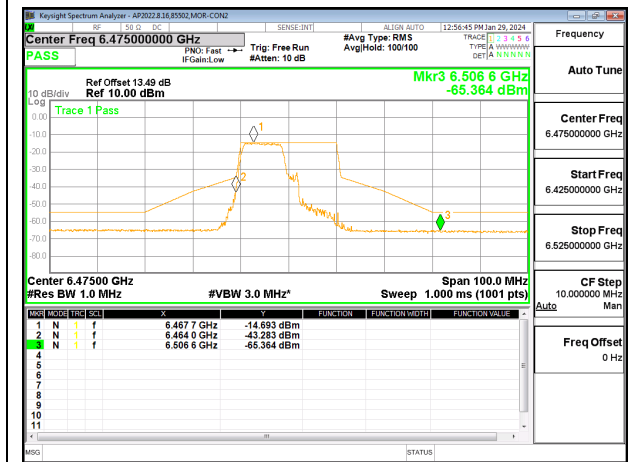
2TX CHAIN 0 + CHAIN 1 CDD OFDMA MODE: 106T LOW POWER INDOOR



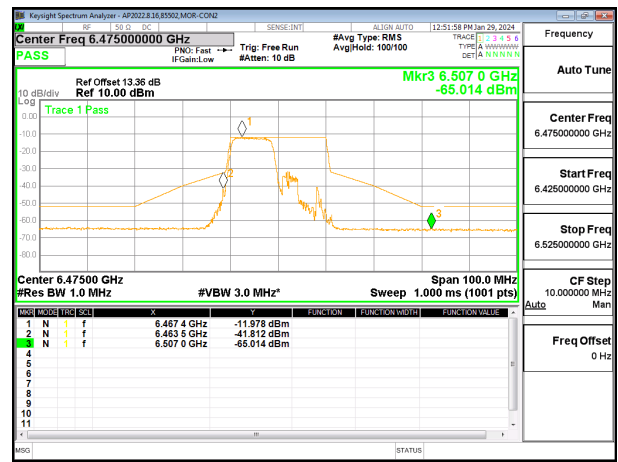
LOW CHANNEL CHAIN 0



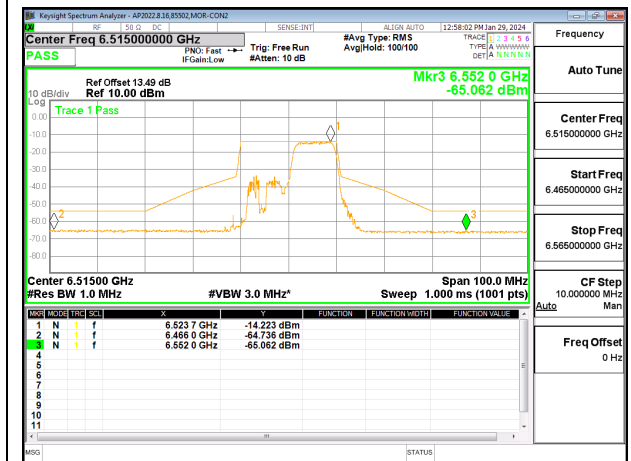
LOW CHANNEL CHAIN 1



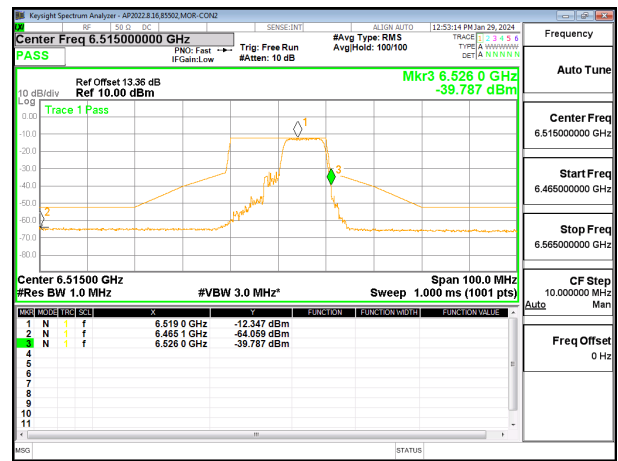
MID CHANNEL CHAIN 0



MID CHANNEL CHAIN 1



HIGH CHANNEL CHAIN 0



HIGH CHANNEL CHAIN 1