



## TEST SETUP PHOTOS

For

MODEL NO. 1836

FCC ID: C3K1836

IC ID: 3048A-1836

Test Report No. R-TR484-FCCISED-TS-1

Issue Date: May 23, 2018

FCC CFR47 Part 15 Subpart C

Innovation, Science and Economic Development

Canada RSS-247 Issue 2

*Prepared by*

Microsoft EMC Laboratory

17760 NE 67th Ct,

Redmond WA, 98052, U.S.A.

425-421-9799

[sajose@microsoft.com](mailto:sajose@microsoft.com)



TESTING CERT #3472.01

## Record of Revisions

Revision	Date	Section	Page(s)	Summary of Changes	Author/Revised By:
1.0	05/23/2018	All	All	First Version	Andy Shen

## 1 Test Setup pictures




Fig.1 Radiated Spurious Emissions Test Setup (9kHz- 30MHz)



Fig.2 Radiated Spurious Emissions Test Setup (30MHz – 1GHz)




Fig.3 Radiated Spurious Emissions Test Setup (1-18 GHz)- (Rm 1328)




Fig.4 Radiated Spurious Emissions Test Setup (1-18 GHz)- (Rm 1304)






Fig.5 Radiated Spurious Emissions (18-26.5GHz)




Fig.6 Radiated Spurious Emissions (26.5 - 40GHz)




Fig.7 Antenna port Conducted Measurements Test Setup




Fig.8 DFS Test Setup




Fig.9 AC Line Conducted Emissions Measurements Test Setup- Top View






Fig.10 AC Line Conducted Emissions Measurements Test Setup- Side View