

Exhibit 7A

FCC/IC Test Setup Photo – LMR/BT/BT LE/WLAN 2.4GHz/WLAN 5GHz/Broadband

Report ID : 18058-RF-00017, 18058-EMC-00047, 18058-EMC-00075,
18058-RF-00057, 18058-RF-00058, 18058-RF-00059,
18058-RF-00060, 18058-RF-00090, 18058-RF-00080,
18058-RF-00081, 18058-RF-00082, 18058-RF-00083,
18058-RF-00084, 18058-RF-00085, 18058-RF-00086,
18058-RF-00087, 18058-RF-00088, 18058-EMC-00048,
18058-EMC-00049, 18058-EMC-00050, 18058-EMC-00051,
18058-EMC-00052, 18058-EMC-00053, 18058-EMC-00054,
18058-EMC-00055, 18058-EMC-00056

FCC ID : AZ489FT7133

IC : 109U-89FT7133

Model Number : AAH90ZDU9RH1AN (PMUE5674A)

Table of Contents

1.0	Pictures of Test Setup Photo for LMR/BT/BT LE/WLAN 2.4GHz	3
1.1.	Power Line Conducted Emission Test Setup photo	3
1.1.1.	Power Line Conducted Emission - Photo Front View	3
1.1.2.	Power Line Conducted Emission - Photo Side View	4
1.2.	Radiated Emission test setup photo for LMR (ANSI C63.26:2015)	5
1.2.1.	Radiated Emission – Below 1GHz	5
1.2.2.	Radiated Emission – Above 1GHz.....	5
1.3.	Radiated Emission test setup photo for BT/BT LE/WLAN 2.4/5GHz (ANSI C63.10: 2013)	6
1.3.1.	Radiated Emission – Below 1GHz	6
1.3.2.	Radiated Emission – Above 1GHz.....	6
1.4.	Radiated Emission test setup photo for Broadband (ANSI C63.26:2015)	7
1.4.1.	Radiated Emission – Below 1GHz	7
1.4.2.	Radiated Emission – Above 1GHz.....	7
1.5.	RF Conducted Emission Test Setup photo.....	8
1.5.1.	RF Conducted Emission (LMR – ANSI C63.26:2015)	8
1.5.2.	RF Conducted Emission (BT/BT LE/WLAN 2.4/5GHz – ANSI C63.10: 2013)	9
1.5.3.	RF Conducted Emission (Broadband – ANSI C63.26:2015)	10

1.0 Pictures of Test Setup Photo for LMR/BT/BT LE/WLAN 2.4GHz

1.1. Power Line Conducted Emission Test Setup photo

1.1.1. Power Line Conducted Emission - Photo Front View



1.1.2. Power Line Conducted Emission - Photo Side View



1.2. Radiated Emission test setup photo for LMR (ANSI C63.26:2015)

1.2.1. Radiated Emission – Below 1GHz




1.2.2. Radiated Emission – Above 1GHz




1.3. Radiated Emission test setup photo for BT/BT LE/WLAN 2.4/5GHz (ANSI C63.10: 2013)

1.3.1. Radiated Emission – Below 1GHz




1.3.2. Radiated Emission – Above 1GHz




1.4. Radiated Emission test setup photo for Broadband (ANSI C63.26:2015)

1.4.1. Radiated Emission – Below 1GHz




1.4.2. Radiated Emission – Above 1GHz



1.5. RF Conducted Emission Test Setup photo

1.5.1. RF Conducted Emission (LMR – ANSI C63.26:2015)



RF Conducted Emission (BT/BT LE/WLAN 2.4/5GHz – ANSI C63.10: 2013)



1.5.2. RF Conducted Emission (Broadband – ANSI C63.26:2015)



END OF REPORT