


## PHOTOGRAPHS OF THE TEST CONFIGURATION


Radiated Emission Test below 1GHz (BT EDR / BT LE / WLAN 2.4GHz Band)  
(Test Mode A)



(Test Mode B)




(Test Mode C, D)







Radiated Emission Test below 1GHz (WLAN 5GHz Band)  
Radiated Emission Test 30MHz ~ 1GHz (NFC)  
(Test Mode A)



(Test Mode B)



(Test Mode C, D)





Radiated Emission Test above 1GHz  
(BT EDR / BT LE / WLAN 2.4GHz Band)  
(Test Mode B)




Radiated Emission Test above 1GHz  
(WLAN 5GHz Band)  
(Test Mode B)







Radiated Emission Test below 30MHz (NFC)



Conducted Emission Test  
(Test Mode A)



Conducted Emission Test  
(Test Mode B)





## DFS Test

Set UUT as Client without radar detection mode (Radar injected into Master)

