

# Exhibit C

## External Photos

**NOTICE:** The contents of this document are proprietary to Rockwell Collins, Inc. and shall not be disclosed, disseminated, copied, or used except for purposes expressly authorized in writing by Rockwell Collins, Inc.

**NOTICE:** The technical data in this document (or file) is controlled for export under the Export Administration Regulations (EAR), 15 CFR Parts 730-774. Violations of these export laws may be subject to fines and penalties under the Export Administration Act.

**NOTICE:** The following software was used to produce this document: Microsoft Word 2003 SP2

**NOTICE:** © Copyright 2009 Rockwell Collins, Inc. All rights reserved.

Rockwell Collins, Inc.  
400 Collins Rd. NE  
Cedar Rapids, Iowa 52498

CAGEC 4V792

## Exhibit C – Equipment Photographs: External Views

Item	Photograph Description
Figure 1	HPA-901B Proposed Nameplate
Figure 2	HPA-901B Front Panel nameplate location
Figure 3	HPA-901B Front Panel
Figure 4	HPA-901B Rear View
Figure 5	HPA-901B Top View
Figure 6	HPA-901B Bottom View
Figure 7	HPA-901B Left Side View
Figure 8	HPA-901B Right Side View
Figure 9	HPA-901B 3D View

The following details the front panel nameplate proposed for the HPA-901B. A diagram depicting the nameplate location on the unit is also included.



Figure 1 HPA-901B Proposed Name Plate

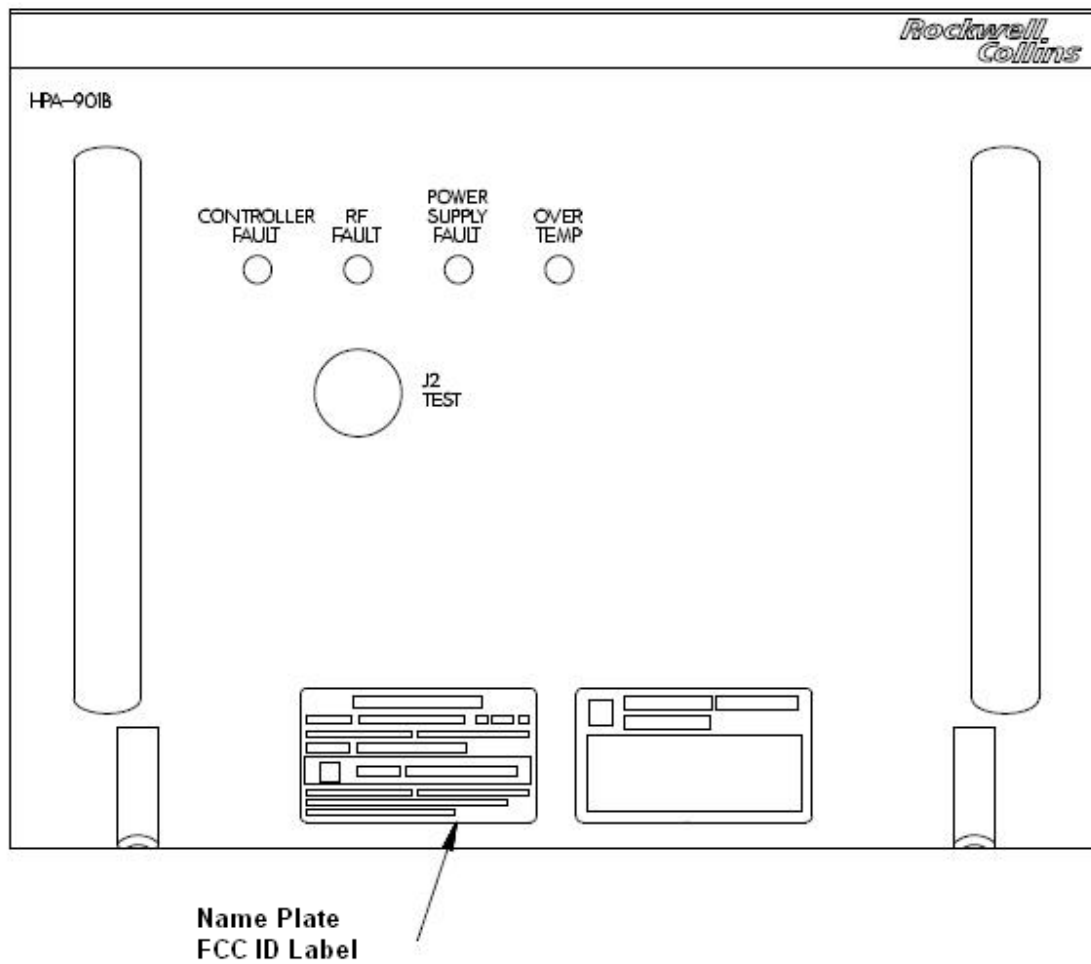


Figure 2 HPA-901B Front Panel showing nameplate location






Figure 3 HPA-901B Front Panel



Figure 4 - HPA-901B Rear View




**Figure 5 - HPA-901B Top View**




**Figure 6 - HPA-901B Bottom View**





**Figure 7 - HPA-901B Left Side View**



**Figure 8 - HPA-901B Right Side View**




Figure 9 - HPA-901B 3D View