

5 Setup Photos

5.1 Conducted Setup




Figure 25: Photo of Conducted Tabletop Setup

5.2 Radiated Setup




Figure 26: 9 – 30,000 kHz Radiated Emission Test Setup – Rear View



Figure 27: 9 – 30,000 kHz Radiated Emission Test Setup – Front View




Figure 28: 30 - 1000 MHz Radiated Emission Test Setup – Rear View




Figure 29: 30 - 1000 MHz Radiated Emission Test Setup – Front View




Figure 30: 1 GHz – 6 GHz Radiated Emission Test Setup – Front View




Figure 31: 1 GHz – 6GHz Radiated Emission Test Setup – Rear View