

EXHIBIT 3**EXTERNAL PHOTOGRAPHS**

(Pursuant to FCC Part 2.1033(b)(7) and 2.1033(c)(12) and RSP 100 Annex C)

The following photographs are attached.

	<u>Exhibit</u>
1. External Front View of Base Radio	3A
2. External Front View of Base Radio, Front Panel Removed	3B
3. External Front View, Alternate Racking of Base Radio on 'GTR 8000 Expandable Site Sub-system'	3C
4. Back View of Base Radio (FCC/IC Label Location)	3D
5. Side View of Base Radio (Left)	3E
6. Side View of Base Radio (Right)	3F
7. Top View of Base Radio	3G
8. Bottom View of Base Radio	3H

Exhibit 3A – External Front View of Base Radio



Exhibit 3B – External Front View of Base Radio, Front Panel Removed




Exhibit 3C – External Front View, Alternate Racking of Base Radio on ‘GTR 8000 Expandable Site Sub-system’



Exhibit 3D – Back View of Base Radio (FCC/IC Label Location)




Exhibit 3E – Side View of Base Radio (Left)




Exhibit 3F – Side View of Base Radio (Right)




Exhibit 3G – Top View of Base Radio



Exhibit 3H – Bottom View of Base Radio

