


## Photographs of EUT Setup and Antenna Location


The photographs of EUT and setup for SAR testing are shown as follows.

### <Vertical Front View> Dongle




Antenna	To Horizontal Up	To Horizontal Down	To Tip Mode	To Inport
	(mm)	(mm)	(mm)	(mm)
Ant 0	5.60	2.90	6.00	45.50

<Horizontal Down View> Dongle




Antenna	To Vertical Back	To Vertical Front
	(mm)	(mm)
Ant 0	17.28	4.40


<Photographs of Body SAR Test Setup>



Horizontal Up of EUT Tested at 5 mm




Horizontal Down of EUT Tested at 5 mm



Vertical Front of EUT Tested at 5 mm



Vertical Back of EUT Tested at 5 mm



Tip Mode of EUT Tested at 5 mm