



Test report No. : 4789092176-US-R0-V0
Page : 1 of 23
Issued date : Aug. 28, 2019
FCC ID : 2ASXC-TMO-NBT-01

RADIO TEST REPORT

Product : SYNCUP PETS
Model Name : TMUS-SUP-1
FCC ID : 2ASXC-TMO-NBT-01
Test Regulation : FCC 47 CFR Part 15 Subpart C (Section 15.247)
Received Date : July 12, 2019
Test Date : July 12, 2019 ~ Aug 26, 2019
Issued Date : Aug. 28, 2019

Applicant : T-mobile Usa, Inc.
12920 Se 38th Street, Bellevue, Washington, United States,
98006

Issued By : Underwriters Laboratories Taiwan Co., Ltd.
Building B and Building E, No. 372-7, Sec. 4, Zhongxing Rd.,
Zhudong Township, Hsinchu County, Taiwan



The results reported herein have been performed in accordance with the laboratory's terms of accreditation. This report shall not be reproduced except in full without the written approval of the Laboratory. The results in this report are responsible of the test sample(s) provided by the client only and are not to be used to indicate applicability to other similar products.

Underwriters Laboratories Taiwan Co., Ltd.

Building B and Building E, No. 372-7, Sec. 4, Zhongxing Rd., Zhudong Township, Hsinchu County, Taiwan

Telephone :+886-2-7737-3000

Facsimile (FAX) :+886-3-583-7948

Doc No: 17-EM-F0876 / 2.0



Test report No. : 4789092176-US-R0-V0
Page : 2 of 23
Issued date : Aug. 28, 2019
FCC ID : 2ASXC-TMO-NBT-01

REVISION HISTORY

Original Test Report No.: 4789092176-US-R0-V0

[illegible]

Underwriters Laboratories Taiwan Co., Ltd.

Building B and Building E, No. 372-7, Sec. 4, Zhongxing Rd., Zhudong Township, Hsinchu County, Taiwan

Telephone :+886-2-7737-3000

Facsimile (FAX) : +886-3-583-7948

Doc No: 17-EM-F0876 / 2.0



Table Of Contents

1. Attestation of Test Results	4
2. Summary of Test Results	5
3. Test Methodology and Procedures	6
4. Facilities and Accreditation	6
5. Measurement Uncertainty	7
6. Equipment under Test	8
6.1. Description of EUT	8
6.2. Channel List	9
6.3. Test Condition	10
6.4. Description Of Available Antennas	10
6.5. Test Mode Applicability and Tested Channel Detail	11
7. Test Equipment	12
8. Description of Test Setup	13
9. Test Results	14
9.1. Radiated Spurious Emission	14
Appendix I Radiated Band Edge Measurement	22
Appendix II Radiated Spurious Emission Measurement	23



Test report No. : 4789092176-US-R0-V0
Page : 4 of 23
Issued date : Aug. 28, 2019
FCC ID : 2ASXC-TMO-NBT-01

1. Attestation of Test Results

APPLICANT: T-mobile Usa, Inc.
12920 Se 38th Street, Bellevue, Washington, United States, 98006

MANUFACTURER CyberTAN Technology Inc.
No. 99, Park Avenue III Science-based Industrial Park Hsinchu
Taiwan 308

EUT DESCRIPTION: SYNCUP PETS

BRAND: T-Mobile

MODEL: TMUS-SUP-1

SAMPLE STAGE: Engineering sample

DATE of TESTED: July 12, 2019 ~ Aug 26, 2019

APPLICABLE STANDARDS	
STANDARD	Test Results
FCC 47 CFR PART 15 Subpart C (Section 15.247)	PASS

Underwriters Laboratories Taiwan Co., Ltd. tested the above equipment in accordance with the requirements set forth in the above standards. All indications of Pass/Fail in this report are opinions expressed by Underwriters Laboratories Taiwan Co., Ltd. based on interpretations and/or observations of test results. Measurement Uncertainties were not taken into account and are published for informational purposes only. The test results show that the equipment tested is capable of demonstrating compliance with the requirements as documented in this report.

Note: The results documented in this report apply only to the tested sample, under the conditions and modes of operation as described herein. This document may not be altered or revised in any way unless done so by Underwriters Laboratories Taiwan Co., Ltd. and all revisions are duly noted in the revisions section. Any alteration of this document not carried out by Underwriters Laboratories Taiwan Co., Ltd. will constitute fraud and shall nullify the document. This report must not be used by the client to claim product certification, approval, or endorsement by NVLAP, NIST, any agency of the Federal Government, or any agency of any government.

Prepared By:

Cindy Hsin
Project Handler

Date : Aug. 28, 2019

Approved and Authorized By:

Stanley Wu
Senior Project Engineer

Date : Aug. 28, 2019

Underwriters Laboratories Taiwan Co., Ltd.

Building B and Building E, No. 372-7, Sec. 4, Zhongxing Rd., Zhudong Township, Hsinchu County, Taiwan

Telephone : +886-2-7737-3000

Facsimile (FAX) : +886-3-583-7948

Doc No: 17-EM-F0876 / 2.0



2. Summary of Test Results

Summary of Test Results		
FCC Clause	Test Items	Result
15.205 / 15.209 / 15.247(d)	Radiated Emissions and Band Edge Measurement	PASS

Note:

1. For the Radiated Band Edge test plots were recorded in Appendix I, the Radiated Emissions test plots were recorded in Appendix II.
2. This CIIPC supplemental report was issued based on the original report with the report number 4789004574-US-R0-V0. The difference compared to the original report is the additional metal plate at the bottom of the product. Therefore, only Radiated Emissions tests were performed and recorded in this report. Refer to original report for other test data.

Underwriters Laboratories Taiwan Co., Ltd.

Building B and Building E, No. 372-7, Sec. 4, Zhongxing Rd., Zhudong Township, Hsinchu County, Taiwan

Telephone :+886-2-7737-3000

Facsimile (FAX) :+886-3-583-7948

Doc No: 17-EM-F0876 / 2.0



3. Test Methodology and Procedures

The tests documented in this report were performed in accordance with FCC CFR 47 Part 2, KDB558074 D01 DTS Meas Guidance v05r02, KDB414788 D01 Radiated Test Site v01r01, ANSI C63.10-2013.

4. Facilities and Accreditation

Test Location	Underwriters Laboratories Taiwan Co., Ltd.
Address	Building B and Building E, No. 372-7, Sec. 4, Zhongxing Rd., Zhudong Township, Hsinchu County, Taiwan
Accreditation Certificate	Underwriters Laboratories Taiwan Co., Ltd. is accredited by TAF, Laboratory Code 3398. The full scope of accreditation can be viewed at http://accreditation.taftw.org.tw/taf/public/basic/viewApplyItems.action?unitNo=3398

Underwriters Laboratories Taiwan Co., Ltd.

Building B and Building E, No. 372-7, Sec. 4, Zhongxing Rd., Zhudong Township, Hsinchu County, Taiwan

Telephone :+886-2-7737-3000

Facsimile (FAX) :+886-3-583-7948

Doc No: 17-EM-F0876 / 2.0



5. Measurement Uncertainty

For statement of conformity, accuracy method (Section 8.2.4 and 8.2.5 of ISO Guide 98-4) was applied as decision rule for measurement in this test report.

The following uncertainties have been calculated to provide a confidence level of 95 % using a coverage factor $k=2$.

Test Item	Measurement Frequency Range	K	U(dB)
Radiated disturbance below 30MHz	9 kHz - 30 MHz	2	2.2
Radiated disturbance below 1 GHz	30MHz ~ 1GHz	2	5.3
Radiated disturbance above 1GHz	1GHz ~ 40GHz	2	4.8

Underwriters Laboratories Taiwan Co., Ltd.

Building B and Building E, No. 372-7, Sec. 4, Zhongxing Rd., Zhudong Township, Hsinchu County, Taiwan

Telephone :+886-2-7737-3000

Facsimile (FAX) :+886-3-583-7948

Doc No: 17-EM-F0876 / 2.0



6. Equipment under Test

6.1. Description of EUT

Product	SYNCUP PETS
Brand Name	T-Mobile
Model Name	TMUS-SUP-1
Operating Frequency	2412MHz ~ 2462MHz
Modulation	CCK, DQPSK, DBPSK for DSSS 64QAM, 16QAM, QPSK, BPSK for OFDM
Transfer Rate	802.11b: up to 11 Mbps 802.11g: up to 54 Mbps 802.11n: up to MCS7
Number of Channel	11 for 802.11b, 802.11g, 802.11n (HT20)
Normal Voltage	5Vdc (adapter or host equipment) 3.7Vdc for battery
Hardware Version	V01
Software Version	0.31.10.14

Note:

1. This CIIPC supplemental report was issued based on the original report with the report number 4789004574-US-R0-V0. The difference compared to the original report is the additional metal plate at the bottom of the product. Therefore, only Radiated Emissions tests were performed and recorded in this report.
2. The EUT incorporates a SISO function. Physically, the EUT provides one completed transmitter and one receiver.

Modulation Mode	Tx,Rx Function
802.11b	1TX,1RX
802.11g	1TX,1RX
802.11n (HT20)	1TX,1RX

Underwriters Laboratories Taiwan Co., Ltd.

Building B and Building E, No. 372-7, Sec. 4, Zhongxing Rd., Zhudong Township, Hsinchu County, Taiwan

Telephone :+886-2-7737-3000

Facsimile (FAX) :+886-3-583-7948

Doc No: 17-EM-F0876 / 2.0



3. The EUT contains following accessory devices

Product	Brand	Model	Description
PSU Adapter	PHIHONG	AN05A-050E	I/P: 100-240Vac, 50-60Hz, 0.2A O/P: 5.0 Vdc, 1.0A
Battery	Joules Miles	GWB001-A1	3.7 Vdc, 430 mAh
Charging Dock	CyberTAN	N/A	N/A
Collar mount	CyberTAN	N/A	N/A
USB Cable	N/A	N/A	1 meter shielded cable without core
Bands	CyberTAN	N/A	N/A

The above EUT information is declared by manufacturer and for more detailed features description, please refer the manufacturer's or user's manual.

6.2. Channel List

11 channels are provided for 802.11b, 802.11g and 802.11n (HT20):

Channel	Frequency	Channel	Frequency
1	2412MHz	7	2442MHz
2	2417MHz	8	2447MHz
3	2422MHz	9	2452MHz
4	2427MHz	10	2457MHz
5	2432MHz	11	2462MHz
6	2437MHz	-	-

Underwriters Laboratories Taiwan Co., Ltd.

Building B and Building E, No. 372-7, Sec. 4, Zhongxing Rd., Zhudong Township, Hsinchu County, Taiwan

Telephone :+886-2-7737-3000

Facsimile (FAX) :+886-3-583-7948

Doc No: 17-EM-F0876 / 2.0



6.3. Test Condition

Test Item	Test Site No.	Environmental Condition	Input Power	Test Date	Tested by
Radiated Spurious Emission	966-2	23~26°C / 65~69%RH	120Vac / 60 Hz	Jul 12, 2019 ~ Aug 26, 2019	Will Chen

FCC Test Firm Registration Number: 498077

6.4. Description Of Available Antennas

Antenna	Brand Name	Model Name	Antenna Type	Antenna Gain(dBi)
Chain (0)	N/A	NB-IOT tracker	Internal	-2.3

Note: The above antenna information was provided from customer and for more detailed features description, please refer the manufacturer's specification or user's manual.

Underwriters Laboratories Taiwan Co., Ltd.

Building B and Building E, No. 372-7, Sec. 4, Zhongxing Rd., Zhudong Township, Hsinchu County, Taiwan

Telephone :+886-2-7737-3000

Facsimile (FAX) :+886-3-583-7948

Doc No: 17-EM-F0876 / 2.0



6.5. Test Mode Applicability and Tested Channel Detail

Test item	Mode	Modulation Technology	Modulation Type	Available Channel	Test Channel	Data Rate
Radiated Emissions (Above 1GHz)	802.11g	OFDM	BPSK	1 to 11	11	6.0
Radiated Emissions (Below 1GHz)	802.11g	OFDM	BPSK	1 to 11	11	6.0

Note:

1. The worst case of Radiated Emissions was refer original report No.: 4789004574-US-R0-V0.
2. The fundamental of the EUT was investigated in two orthogonal axes X/Z, it was determined that X axis was worst-case . Therefore, all final radiated testing was performed with the EUT in X axis.
3. For 9 kHz to 30 MHz, the loop antenna is studied in three polarization parallel/vertical/ground parallel directions, and parallel polarization has been determined to be the worst case of pre-scan radiation.

Underwriters Laboratories Taiwan Co., Ltd.

Building B and Building E, No. 372-7, Sec. 4, Zhongxing Rd., Zhudong Township, Hsinchu County, Taiwan

Telephone :+886-2-7737-3000

Facsimile (FAX) :+886-3-583-7948

Doc No: 17-EM-F0876 / 2.0



7. Test Equipment

Test Equipment List					
Equipment	Manufacturer	Model No.	Serial No.	Cal. Date	Cal. Interval
Radiated Spurious Emission					
Spectrum Analyzer	Keysight	N9010A	MY56070827	Nov. 8, 2018	1 year
EMI Test Receiver	Rohde & Schwarz	ESR7	101754	Nov. 8, 2018	1 year
Loop Antenna	ETS lindgren	6502	00213440	Dec. 11, 2018	1 year
Trilog-Broadband Antenna with 5dB Attenuator	Schwarzbeck & EMC	VULB 9168 & N-6-05	774 & AT-N0538	Jan. 14, 2019	1 year
Horn Antenna (1-18 GHz)	Schwarzbeck	BBHA 9120 D	01690	Jan. 25, 2019	1 year
Horn Antenna(18-40 GHz)	Schwarzbeck	BBHA 9170	781	Jan.16, 2019	1 year
Preamplifier (30-1000 MHz)	EMCI	EMC330E	980405	Jan. 30, 2019	1 year
Preamplifier (1-18 GHz)	EMCI	EMC051835BE	980406	Jan. 29, 2019	1 year
Preamplifier (18-40GHz)	EMCI	EMC184040SE E	980426	May 8, 2019	1 year
RF Cable (9 KHz~18 GHz)	UltraPhase & EMC Instrument	A1K50-UP0358-A1K50-1500&EMC106-NM-SM-2500/7000	170111-4&170219/170102	Jan. 29, 2019	1 year
RF Cable (18 GHz~40 GHz)	UltraPhase	K1K50-UP0264-K1K50-2500/2500/600	170214-2/170214-6/170111-1	Jan. 29, 2019	1 year

UL Software		
Description	Name	Version
Radiated measurement	EZ EMC	1.1.4.2

Underwriters Laboratories Taiwan Co., Ltd.

Building B and Building E, No. 372-7, Sec. 4, Zhongxing Rd., Zhudong Township, Hsinchu County, Taiwan

Telephone :+886-2-7737-3000

Facsimile (FAX) :+886-3-583-7948

Doc No: 17-EM-F0876 / 2.0



8. Description of Test Setup

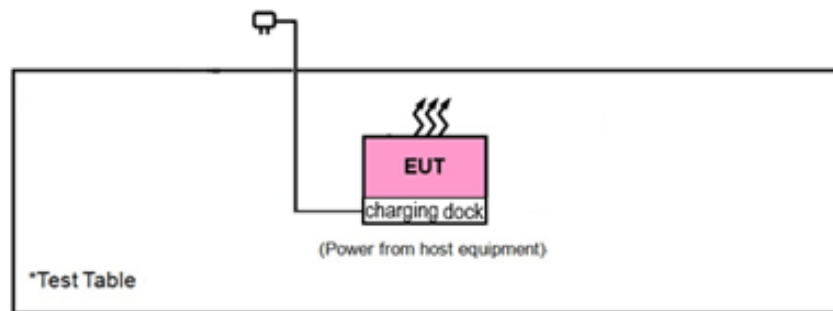
Support Equipment

Item	Equipment	Brand Name	Model Name	P/N
1	Notebook	DELL	Latitude E5470	3JFKWF2

Test Setup

Controlled using a bespoke application (CC3120CC3220RadioTool-1.0.2) on a test Notebook. The application was used to enable a continuous transmission mode and to select the test channels, data rates, modulation schemes and power setting as required.

Setup Diagram for Test



Underwriters Laboratories Taiwan Co., Ltd.

Building B and Building E, No. 372-7, Sec. 4, Zhongxing Rd., Zhudong Township, Hsinchu County, Taiwan

Telephone : +886-2-7737-3000

Facsimile (FAX) : +886-3-583-7948

Doc No: 17-EM-F0876 / 2.0



9. Test Results

9.1. Radiated Spurious Emission

Requirements

Radiated emissions which fall in the restricted bands must comply with the radiated emission limits specified as below table. Other emissions shall be at least 20dB below the highest level of the desired power:

Frequency(MHz)	Field strength (microvolts/meter)	Measurement distance (meters)
0.009-0.490	2400/F(kHz)	300
0.490-1.705	24000/F(kHz)	30
1.705-30.0	30	30
30-88	100	3
88-216	150	3
216-960	200	3
Above 960	500	3

NOTE:

1. The lower limit shall apply at the transition frequencies.
2. Emission level (dBuV/m) = 20 log Emission level (uV/m).
3. For frequencies above 1000MHz, the field strength limits are based on average detector, however, the peak field strength of any emission shall not exceed the maximum permitted average limits, specified above by more than 20dB under any condition of modulation.

Underwriters Laboratories Taiwan Co., Ltd.

Building B and Building E, No. 372-7, Sec. 4, Zhongxing Rd., Zhudong Township, Hsinchu County, Taiwan

Telephone :+886-2-7737-3000

Facsimile (FAX) :+886-3-583-7948

Doc No: 17-EM-F0876 / 2.0



Test Procedures

[For 9 kHz ~ 30 MHz]

- a. The EUT was placed on the top of a rotating table 0.8 meters above the ground at a 3 meter chamber room. The table was rotated 360 degrees to determine the position of the highest radiation.
- b. The EUT was set 3 meters away from the interference-receiving antenna, which was mounted on the top of a variable-height antenna tower.
- c. Parallel, perpendicular, and ground-parallel orientations of the antenna are set to make the measurement.
- d. For each suspected emission, the EUT was arranged to its worst case and the rotatable table was turned from 0 degrees to 360 degrees to find the maximum reading.
- e. For measurement below 30MHz, the initial step in collecting conducted emission data is a spectrum analyzer peak detector mode pre-scanning the measurement frequency range. Significant peaks are then marked and then Quasi Peak detector mode re-measured. If the emission level of the EUT measured by the peak detector is lower than the applicable limit, the peak emission level will be reported. Otherwise, the emission measurement will be repeated using the quasi-peak detector and reported.

NOTE:

1. The resolution bandwidth and video bandwidth of test receiver/spectrum analyzer is 9kHz at frequency below 30MHz.

[For above 30 MHz]

- a. The EUT was placed on the top of a rotating table 0.8 meters (for 30MHz ~ 1GHz) / 1.5 meters (for above 1GHz) above the ground at 3 meter chamber room for test. The table was rotated 360 degrees to determine the position of the highest radiation.
- b. The EUT was set 3 meters away from the interference-receiving antenna, which was mounted on the top of a variable-height antenna tower.
- c. The height of antenna is varied from one meter to four meters above the ground to determine the maximum value of the field strength. Both horizontal and vertical polarizations of the antenna are set to make the measurement.
- d. For each suspected emission, the EUT was arranged to its worst case and then the antenna was tuned to heights from 1 meter to 4 meters and the rotatable table was turned from 0 degrees to 360 degrees to find the maximum reading.
- e. For measurement below 1GHz, the initial step in collecting conducted emission data is a spectrum analyzer peak detector mode pre-scanning the measurement frequency range. Significant peaks are then marked and then Quasi Peak detector mode re-measured. If the emission level of the EUT measured by the peak detector is lower than the applicable limit, the peak emission level will be reported. Otherwise, the emission measurement will be repeated using the quasi-peak detector and reported.
- f. The test-receiver system was set to peak and average detects function and specified bandwidth with maximum hold mode when the test frequency is above 1 GHz. If the peak reading value also meets average limit, measurement with the average detector is unnecessary.

Underwriters Laboratories Taiwan Co., Ltd.

Building B and Building E, No. 372-7, Sec. 4, Zhongxing Rd., Zhudong Township, Hsinchu County, Taiwan

Telephone : +886-2-7737-3000

Facsimile (FAX) : +886-3-583-7948

Doc No: 17-EM-F0876 / 2.0



Note:

- The resolution bandwidth and video bandwidth of test receiver/spectrum analyzer is 120kHz for Quasi-peak detection (QP) at frequency below 1GHz.
- The resolution bandwidth of test receiver/spectrum analyzer is 1 MHz and the video bandwidth is 3 MHz for Peak detection (PK) at frequency above 1GHz.
- The resolution bandwidth of test receiver/spectrum analyzer is 1MHz and the video bandwidth is $\geq 1/T$ (Duty cycle $< 98\%$) or 10Hz (Duty cycle $\geq 98\%$) for Average detection (AV) at frequency above 1GHz.

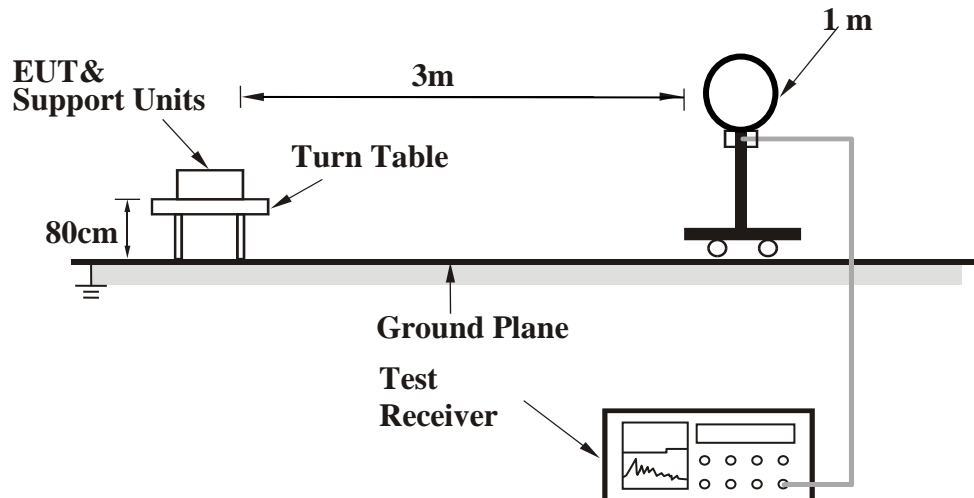
Configuration	Average	
	RBW	VBW
802.11g	1MHz	1 kHz

Note: Refer to original report No.: 4789004574-US-R0-V0 for duty cycle.

- All modes of operation were investigated and the worst-case emissions are reported.

Test Setup

<Frequency Range 9 kHz ~ 30 MHz>



Underwriters Laboratories Taiwan Co., Ltd.

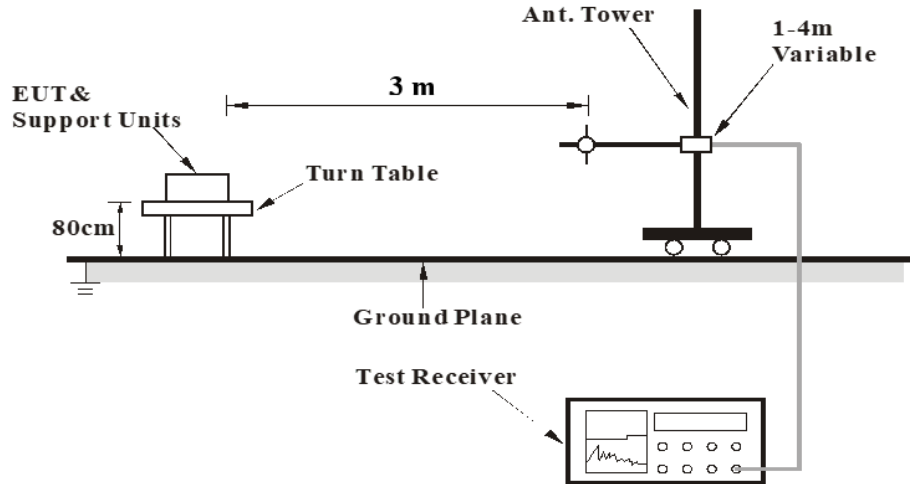
Building B and Building E, No. 372-7, Sec. 4, Zhongxing Rd., Zhudong Township, Hsinchu County, Taiwan

Telephone : +886-2-7737-3000

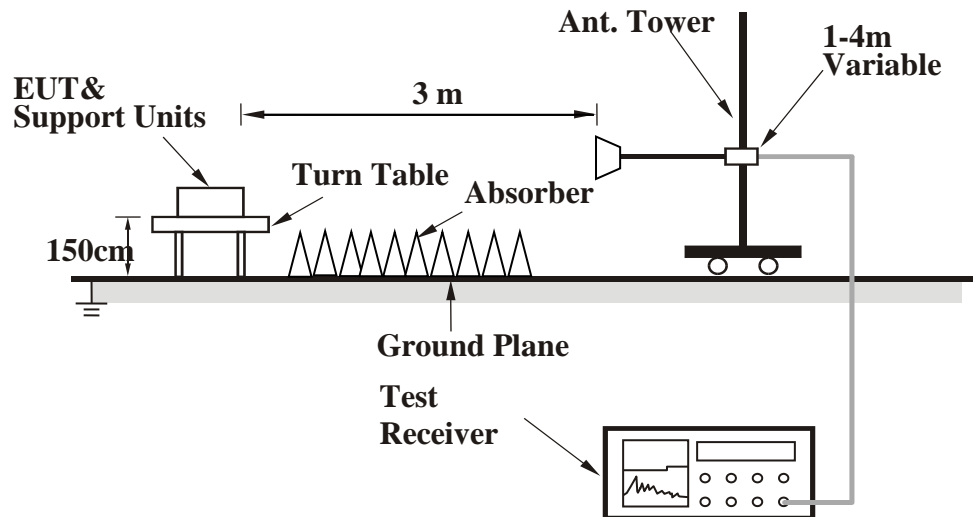
Facsimile (FAX) : +886-3-583-7948

Doc No: 17-EM-F0876 / 2.0

<Frequency Range 30 MHz ~ 1 GHz >



<Frequency Range above 1 GHz>



For the actual test configuration, please refer to the Setup Configurations.



Test Data

Above 1GHz Data

802.11g

EUT Test Condition		Measurement Detail	
Channel	Channel 11	Frequency Range	1 GHz ~ 26.5 GHz

Antenna Polarity & Test Distance: Horizontal at 3 m							
Notation	Frequency	Reading	Correct	Result	Limit	Margin	Remark
	(MHz)	(dBuV/m)	dB/m	(dBuV/m)	(dBuV/m)	(dB)	
@	2462.000	101.89	-7.69	94.20	-	-	peak
-	2483.500	59.78	-7.63	52.15	74.00	-21.85	peak
@	2462.000	92.40	-7.69	84.71	-	-	AVG
-	2483.500	43.35	-7.63	35.72	54.00	-18.28	AVG
*	4109.300	49.66	-4.62	45.04	74.00	-28.96	peak
*	4924.000	40.90	-3.00	37.90	74.00	-36.10	peak
Antenna Polarity & Test Distance: Vertical at 3 m							
Notation	Frequency	Reading	Correct	Result	Limit	Margin	Remark
	(MHz)	(dBuV/m)	dB/m	(dBuV/m)	(dBuV/m)	(dB)	
@	2462.000	95.27	-7.69	87.58	-	-	peak
-	2483.500	53.44	-7.63	45.81	74.00	-28.19	peak
@	2462.000	85.92	-7.69	78.23	-	-	AVG
-	2483.500	41.41	-7.63	33.78	54.00	-20.22	AVG
*	4099.950	48.37	-4.65	43.72	74.00	-30.28	peak
*	4924.000	40.46	-3.00	37.46	74.00	-36.54	peak

Remarks:

1. Result value (dBuV/m) = Reading value (dBuV/m) + Correction Factor (dB/m).
2. Margin(dB) = Result value (dBuV/m) - Limit value (dBuV/m).
3. Correction Factor (dB/m) = Antenna Factor (dBuV/m) + Cable Loss (dB) - Preamp Factor (dB).
4. "@": Fundamental Frequency.
5. "* * ": The peak result complies with AVG limit, AVG result is deemed to comply with AVG limit.
6. The other emission levels were very low against the limit.

Underwriters Laboratories Taiwan Co., Ltd.

Building B and Building E, No. 372-7, Sec. 4, Zhongxing Rd., Zhudong Township, Hsinchu County, Taiwan

Telephone :+886-2-7737-3000

Facsimile (FAX) :+886-3-583-7948

Doc No: 17-EM-F0876 / 2.0



9 kHz ~ 30 MHz Data

The amplitude of spurious emissions attenuated more than 20 dB below the permissible value is not required to be report.

No non-compliance noted:

KDB 414788 D01 OATS and Chamber Correlation Justification

- Base on FCC 15.31 (f) (2): measurements may be performed at a distance closer than that specified in the regulations; however, an attempt should be made to avoid making measurements in the near field.

- OATs and chamber correlation testing had been performed and chamber measured test results is the worst case test result.

Although these tests were performed other than open area test site, adequate comparison measurements were confirmed against 30m open area test site. Therefore sufficient tests were made to demonstrate that the alternative site produces results that correlate with the ones of tests made in an open field based on KDB 414788.

Underwriters Laboratories Taiwan Co., Ltd.

Building B and Building E, No. 372-7, Sec. 4, Zhongxing Rd., Zhudong Township, Hsinchu County, Taiwan

Telephone :+886-2-7737-3000

Facsimile (FAX) :+886-3-583-7948

Doc No: 17-EM-F0876 / 2.0

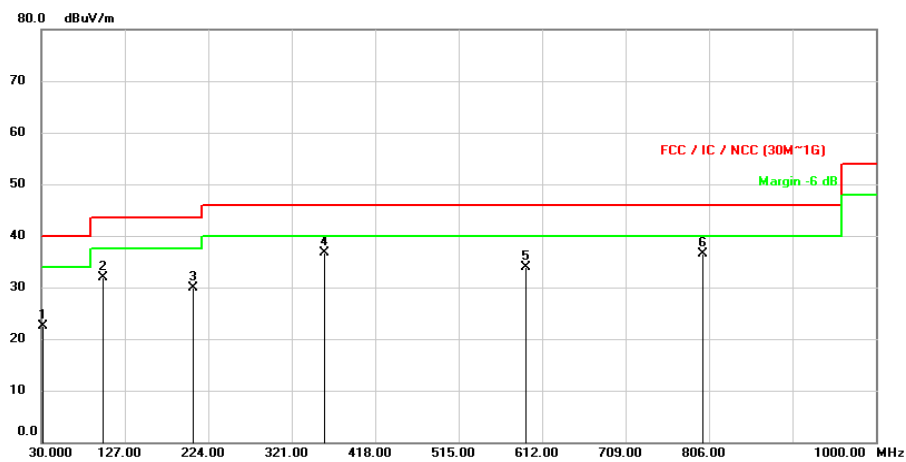


30 MHz ~ 1 GHz Data

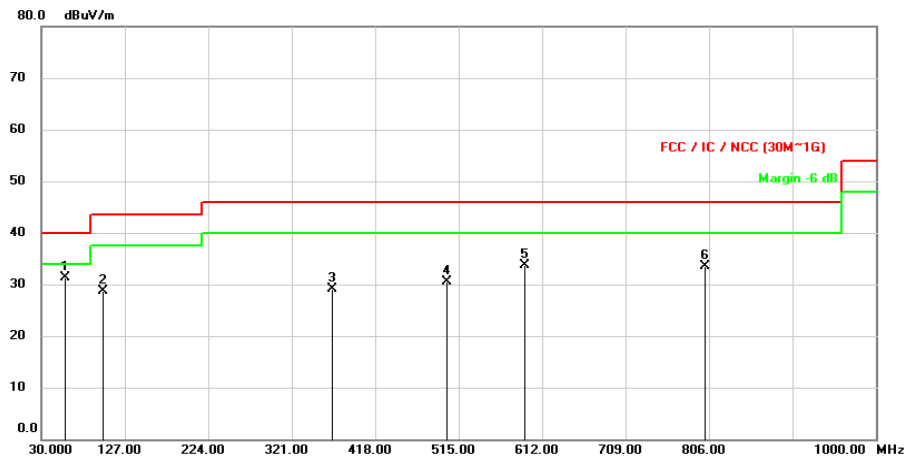
802.11g

EUT Test Condition		Measurement Detail	
Channel	Channel 11	Frequency Range	30 MHz ~ 1 GHz

Horizontal



Vertical



Underwriters Laboratories Taiwan Co., Ltd.

Building B and Building E, No. 372-7, Sec. 4, Zhongxing Rd., Zhudong Township, Hsinchu County, Taiwan

Telephone : +886-2-7737-3000

Facsimile (FAX) : +886-3-583-7948

Doc No: 17-EM-F0876 / 2.0



Test report No. : 4789092176-US-R0-V0
Page : 21 of 23
Issued date : Aug. 28, 2019
FCC ID : 2ASXC-TMO-NBT-01

Antenna Polarity & Test Distance: Horizontal at 3 m							
Notation	Frequency	Reading	Correct	Result	Limit	Margin	Remark
	(MHz)	(dBuV/m)	dB/m	(dBuV/m)	(dBuV/m)	(dB)	
-	31.9723	39.07	-16.50	22.57	40.00	-17.43	peak
-	102.6529	51.37	-19.56	31.81	43.50	-11.69	peak
-	206.3783	47.52	-17.54	29.98	43.50	-13.52	peak
-	358.8299	49.53	-12.74	36.79	46.00	-9.21	peak
-	591.8887	41.14	-7.20	33.94	46.00	-12.06	peak
-	798.3370	40.50	-3.93	36.57	46.00	-9.43	peak
Antenna Polarity & Test Distance: Vertical at 3 m							
Notation	Frequency	Reading	Correct	Result	Limit	Margin	Remark
	(MHz)	(dBuV/m)	dB/m	(dBuV/m)	(dBuV/m)	(dB)	
-	56.2547	46.57	-15.28	31.29	40.00	-8.71	peak
-	101.7800	48.37	-19.72	28.65	43.50	-14.85	peak
-	368.0773	41.46	-12.42	29.04	46.00	-16.96	peak
-	502.2930	39.78	-9.32	30.46	46.00	-15.54	peak
-	591.8563	40.85	-7.20	33.65	46.00	-12.35	peak
-	800.6327	37.36	-3.90	33.46	46.00	-12.54	peak

Remarks:

1. Result value (dBuV/m) = Reading value (dBuV/m) + Correction Factor (dB/m).
2. Margin(dB) = Result value (dBuV/m) - Limit value (dBuV/m).
3. Correction Factor (dB/m) = Antenna Factor (dBuV/m) + Cable Loss (dB) - Preamp Factor (dB).
4. The peak result complies with AVG limit, AVG result is deemed to comply with AVG limit.
5. The other emission levels were very low against the limit.

Underwriters Laboratories Taiwan Co., Ltd.

Building B and Building E, No. 372-7, Sec. 4, Zhongxing Rd., Zhudong Township, Hsinchu County, Taiwan

Telephone :+886-2-7737-3000

Facsimile (FAX) :+886-3-583-7948

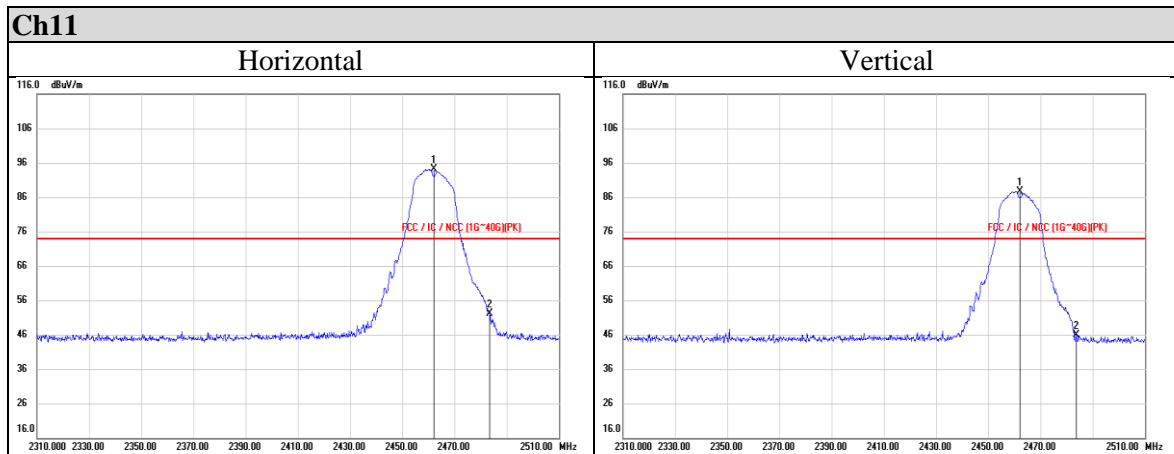
Doc No: 17-EM-F0876 / 2.0



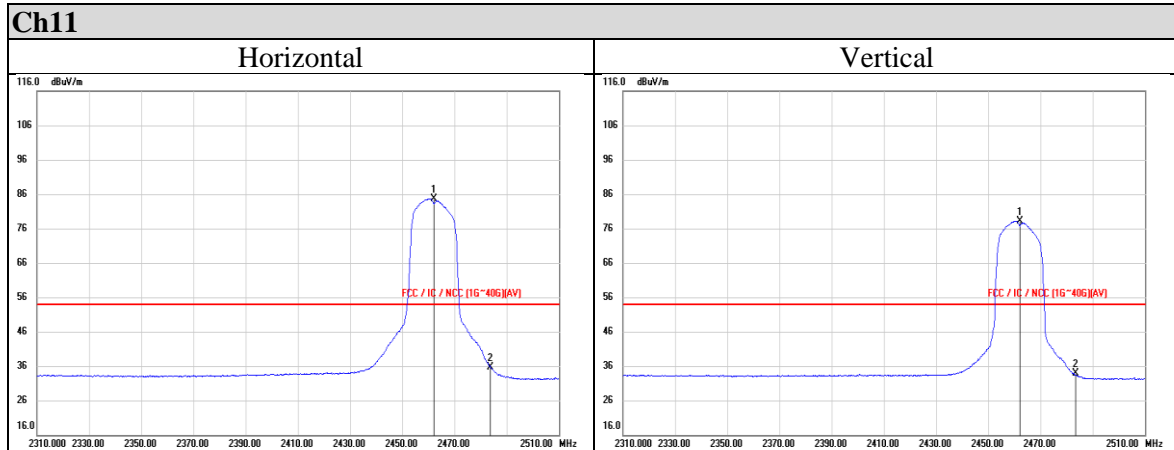
Appendix I Radiated Band Edge Measurement

802.11g

Peak



Average



Underwriters Laboratories Taiwan Co., Ltd.

Building B and Building E, No. 372-7, Sec. 4, Zhongxing Rd., Zhudong Township, Hsinchu County, Taiwan

Telephone : +886-2-7737-3000

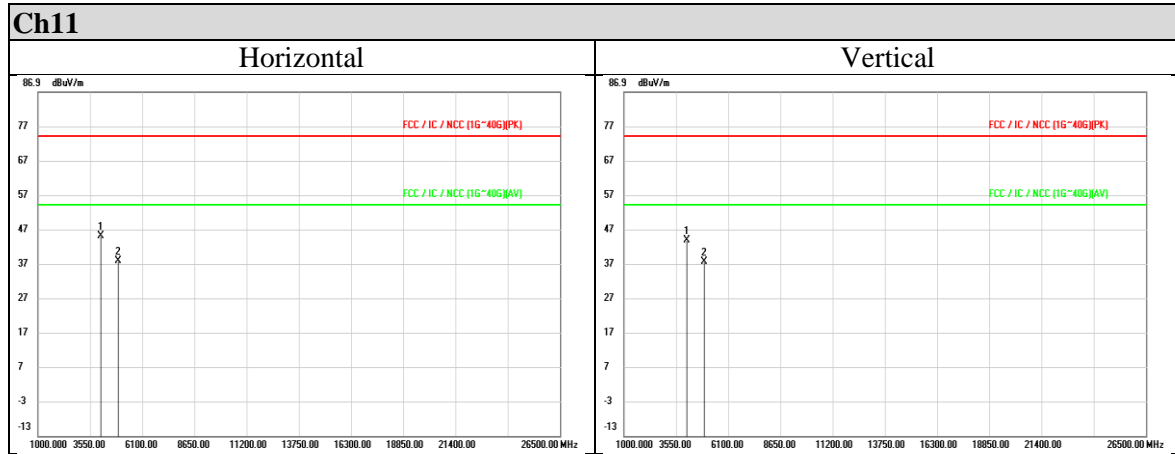
Facsimile (FAX) : +886-3-583-7948

Doc No: 17-EM-F0876 / 2.0



Appendix II Radiated Spurious Emission Measurement

802.11g



Underwriters Laboratories Taiwan Co., Ltd.

Building B and Building E, No. 372-7, Sec. 4, Zhongxing Rd., Zhudong Township, Hsinchu County, Taiwan

Telephone : +886-2-7737-3000

Facsimile (FAX) : +886-3-583-7948

Doc No: 17-EM-F0876 / 2.0