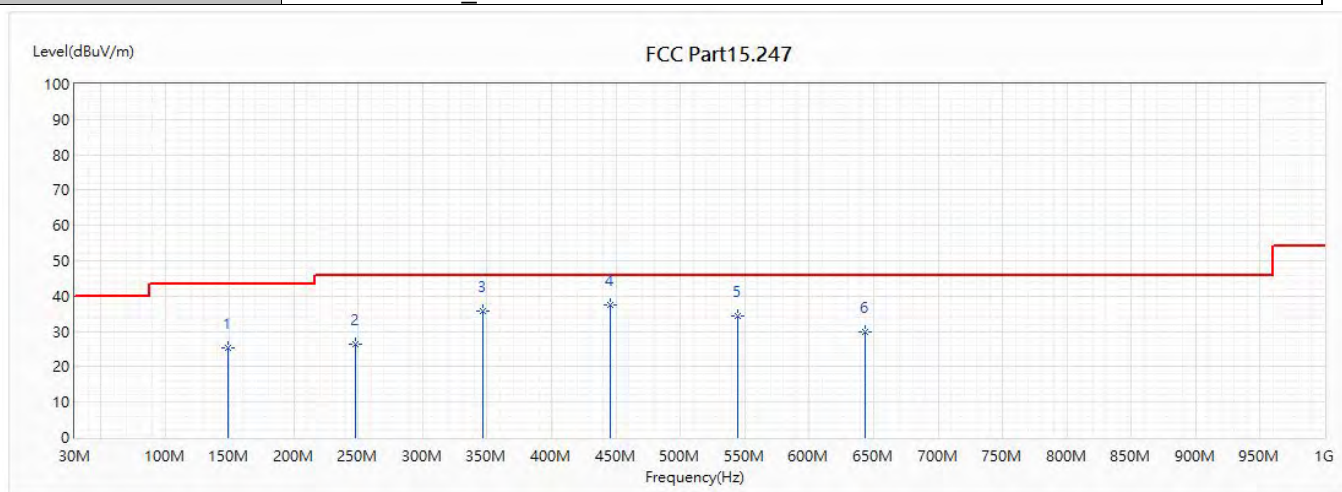


## Attachment 4

### ➤ Co-location

#### 30MHz-1GHz Spurious

Site :	CB4-H	Engineer :	Lion
Model No :	CV90-JE103	Test Date :	2019/4/13
Test Voltage :	DC 12V	Polarity :	Horizontal
Test Mode :	Mode 1: Transmit Mode		
Note :	WCDMA+WIFI_2.4G		

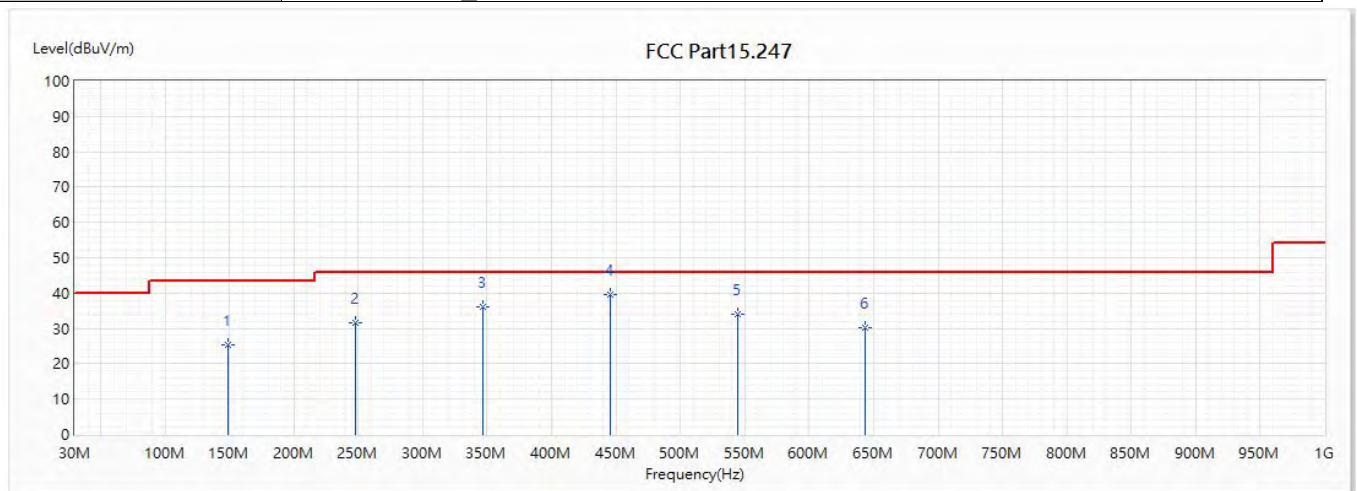


No	Frequency (MHz)	Emission Level (dBuV/m)	Limit (dBuV/m)	Margin (dB)	Reading Level (dBuV)	Correct Factor (dB)	Detector Type
1	148.534	25.50	43.50	-18.00	47.14	-21.64	QP
2	247.474	26.48	46.00	-19.52	46.45	-19.97	QP
3	346.511	35.80	46.00	-10.20	53.07	-17.27	QP
* 4	445.548	37.56	46.00	-8.44	52.19	-14.63	QP
5	544.488	34.34	46.00	-11.66	47.44	-13.10	QP
6	643.525	29.81	46.00	-16.19	41.91	-12.10	QP

#### Note:

1. All reading levels is Quasi-Peak value.
2. " \* ", means this data is the worst value.
3. Emission Level = Reading Level + Correct Factor
4. The emission under 30MHz were not included is because their levels are lower than 20dB from limit.

Site :	CB4-H	Engineer :	Lion
Model No :	CV90-JE103	Test Date :	2019/4/13
Test Voltage :	DC 12V	Polarity :	Vertical
Test Mode :	Mode 1: Transmit Mode		
Note :	WCDMA+WIFI_2.4G		

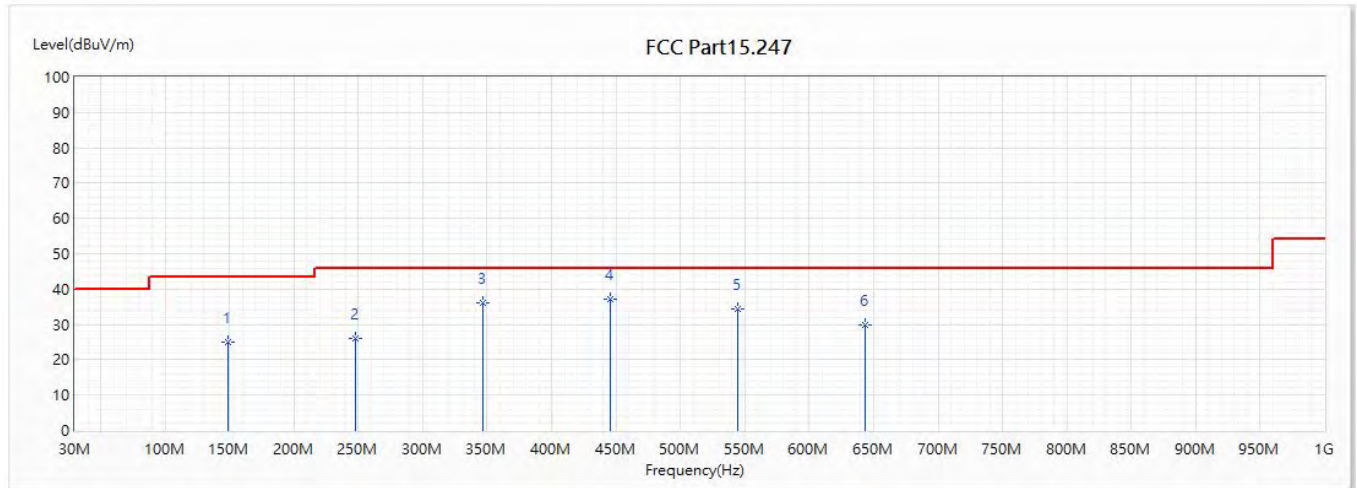


No	Frequency (MHz)	Emission Level (dBuV/m)	Limit (dBuV/m)	Margin (dB)	Reading Level (dBuV)	Correct Factor (dB)	Detector Type
1	148.534	25.29	43.50	-18.21	46.93	-21.64	QP
2	247.474	31.77	46.00	-14.23	51.74	-19.97	QP
3	346.511	36.14	46.00	-9.86	53.41	-17.27	QP
* 4	445.451	39.65	46.00	-6.35	54.28	-14.63	QP
5	544.488	33.87	46.00	-12.13	46.97	-13.10	QP
6	643.525	30.36	46.00	-15.64	42.46	-12.10	QP

## Note:

1. All reading levels is Quasi-Peak value.
2. " \* ", means this data is the worst value.
3. Emission Level = Reading Level + Correct Factor
4. The emission under 30MHz were not included is because their levels are lower than 20dB from limit.

Site :	CB4-H	Engineer :	Lion
Model No :	CV90-JE103	Test Date :	2019/4/13
Test Voltage :	DC 12V	Polarity :	Horizontal
Test Mode :	Mode 1: Transmit Mode		
Note :	LTE+WIFI_2.4G		

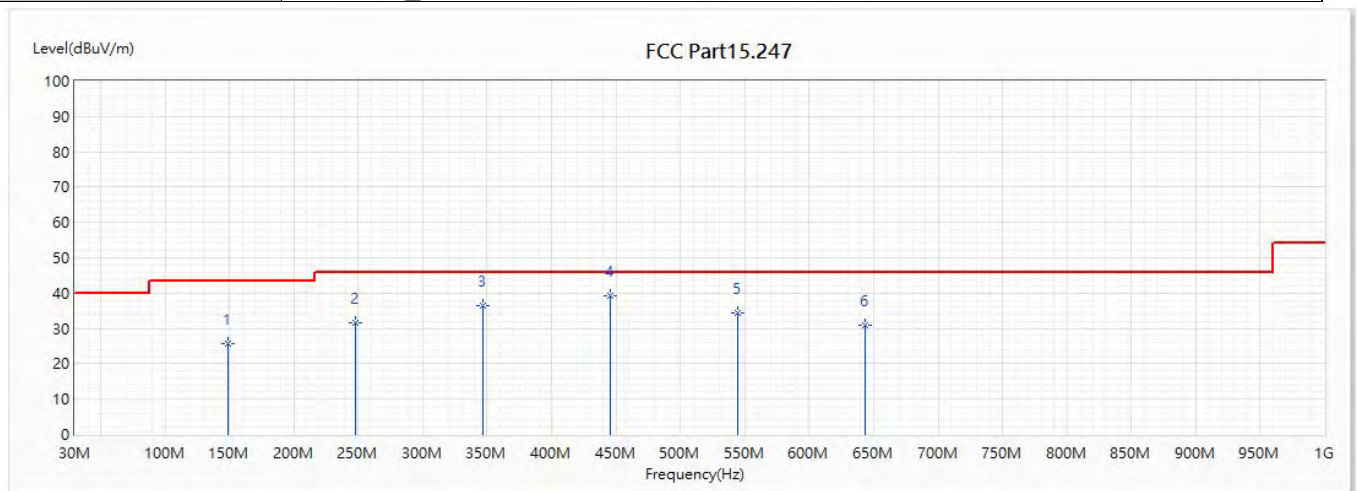


No	Frequency (MHz)	Emission Level (dBuV/m)	Limit (dBuV/m)	Margin (dB)	Reading Level (dBuV)	Correct Factor (dB)	Detector Type
1	148.437	24.89	43.50	-18.61	46.53	-21.64	QP
2	247.474	26.08	46.00	-19.92	46.05	-19.97	QP
3	346.511	36.04	46.00	-9.96	53.31	-17.27	QP
* 4	445.451	37.22	46.00	-8.78	51.85	-14.63	QP
5	544.488	34.49	46.00	-11.51	47.59	-13.10	QP
6	643.525	29.70	46.00	-16.30	41.80	-12.10	QP

Note:

1. All reading levels is Quasi-Peak value.
2. " \* ", means this data is the worst value.
3. Emission Level = Reading Level + Correct Factor
4. The emission under 30MHz were not included is because their levels are lower than 20dB from limit.

Site :	CB4-H	Engineer :	Lion
Model No :	CV90-JE103	Test Date :	2019/4/13
Test Voltage :	DC 12V	Polarity :	Vertical
Test Mode :	Mode 1: Transmit Mode		
Note :	LTE+WIFI_2.4G		



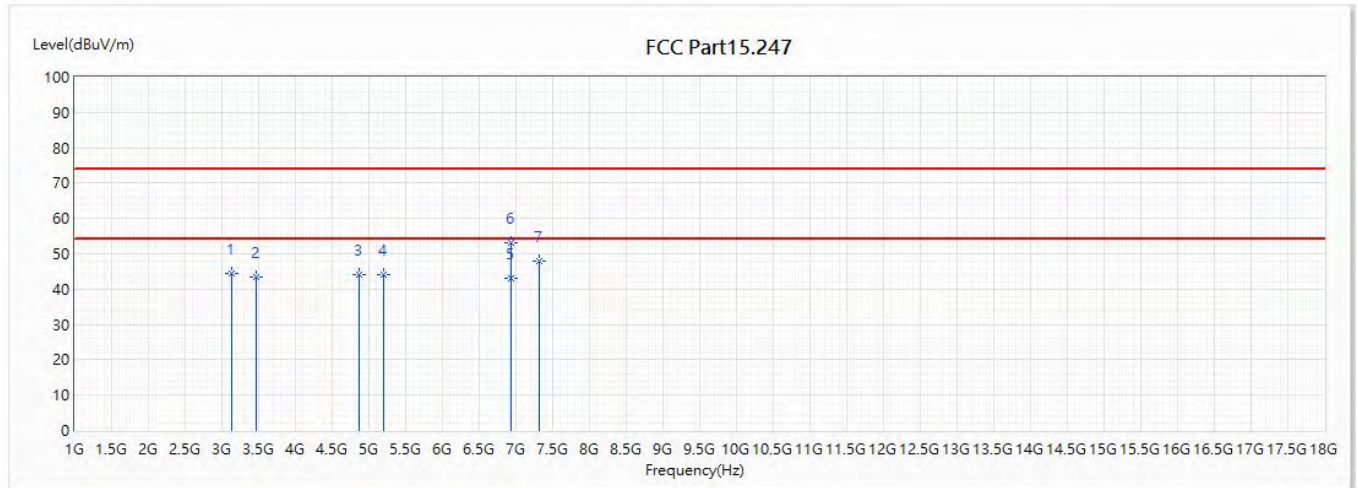
No	Frequency (MHz)	Emission Level (dBuV/m)	Limit (dBuV/m)	Margin (dB)	Reading Level (dBuV)	Correct Factor (dB)	Detector Type
1	148.437	25.57	43.50	-17.93	47.21	-21.64	QP
2	247.474	31.59	46.00	-14.41	51.56	-19.97	QP
3	346.511	36.41	46.00	-9.59	53.68	-17.27	QP
* 4	445.548	39.31	46.00	-6.69	53.94	-14.63	QP
5	544.488	34.49	46.00	-11.51	47.59	-13.10	QP
6	643.525	31.01	46.00	-14.99	43.11	-12.10	QP

Note:

1. All reading levels is Quasi-Peak value.
2. " \* ", means this data is the worst value.
3. Emission Level = Reading Level + Correct Factor
4. The emission under 30MHz were not included is because their levels are lower than 20dB from limit.

**Harmonic & Spurious:**

Site :	CB4-H	Engineer :	Lion
Model No :	CV90-JE103	Test Date :	2019/4/13
Test Voltage :	DC 12V	Polarity :	Horizontal
Test Mode :	Mode 1: Transmit Mode		
Note :	WCDMA+WIFI_2.4G		



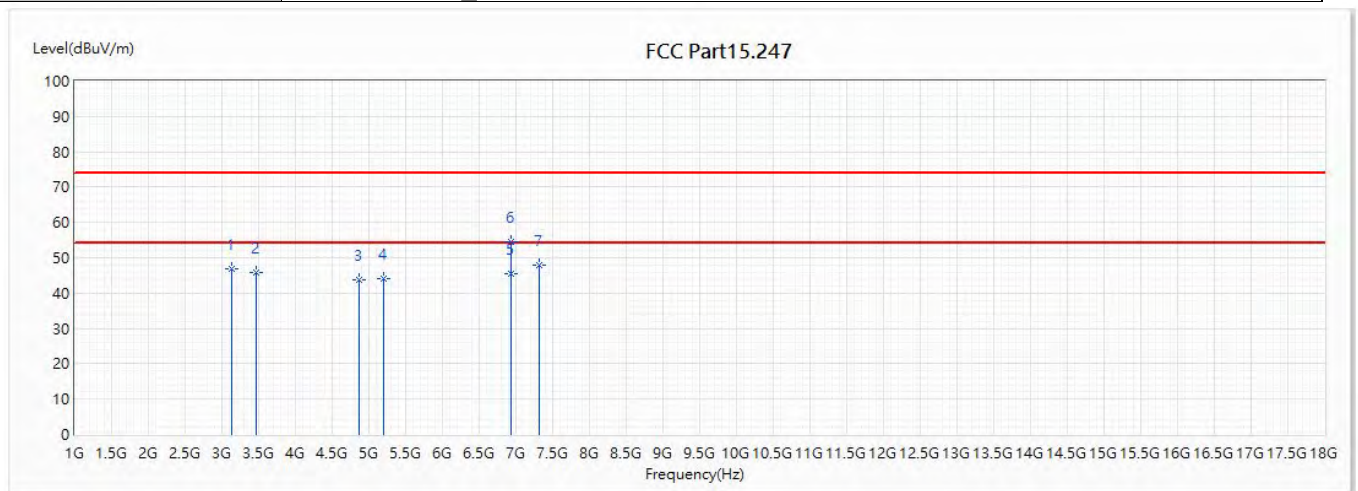
No	Frequency (MHz)	Emission Level (dBuV/m)	Limit (dBuV/m)	Margin (dB)	Reading Level (dBuV)	Correct Factor (dB)	Detector Type
1	3131.8	44.34	74.00	-29.66	40.08	4.26	PK
2	3465.2	43.44	74.00	-30.56	38.64	4.80	PK
3	4874	44.05	74.00	-29.95	33.78	10.27	PK
4	5197.8	44.11	74.00	-29.89	33.26	10.85	PK
* 5	6930.4	43.02	54.00	-10.98	27.52	15.50	AV
6	6930.4	53.00	74.00	-21.00	37.50	15.50	PK
7	7311	47.96	74.00	-26.04	31.38	16.58	PK

**Note:**

1. All reading above 1GHz is performed with peak and/or average measurements as necessary.
2. " \* ", means this data is the worst value.
3. Emission Level = Reading Level + Correct Factor.
4. The average measurement was not performed when the peak measured data under the limit of average detection.
5. The emission above 13GHz were not included is because their levels are lower than 20dB form limit.



Site :	CB4-H	Engineer :	Lion
Model No :	CV90-JE103	Test Date :	2019/4/13
Test Voltage :	DC 12V	Polarity :	Vertical
Test Mode :	Mode 1: Transmit Mode		
Note :	WCDMA+WIFI_2.4G		

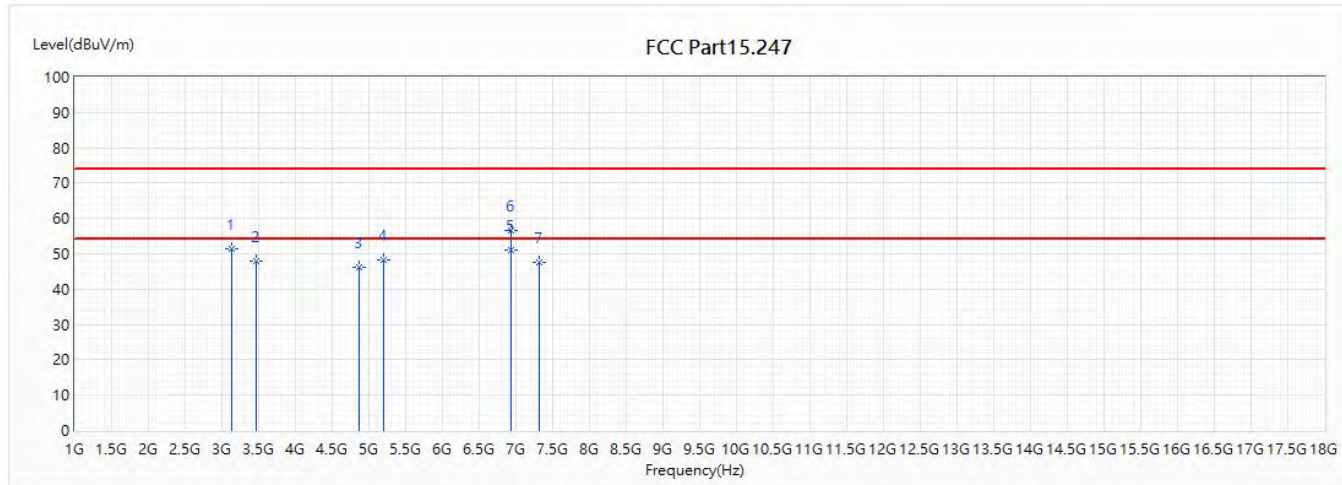


No	Frequency (MHz)	Emission Level (dBuV/m)	Limit (dBuV/m)	Margin (dB)	Reading Level (dBuV)	Correct Factor (dB)	Detector Type
1	3138.6	46.76	74.00	-27.24	42.51	4.25	PK
2	3465.2	45.71	74.00	-28.29	40.91	4.80	PK
3	4874	43.82	74.00	-30.18	33.55	10.27	PK
4	5197.8	44.00	74.00	-30.00	33.15	10.85	PK
* 5	6930.4	45.44	54.00	-8.56	29.94	15.50	AV
6	6930.4	54.44	74.00	-19.56	38.94	15.50	PK
7	7311	47.97	74.00	-26.03	31.39	16.58	PK

Note:

1. All reading above 1GHz is performed with peak and/or average measurements as necessary.
2. " \* ", means this data is the worst value.
3. Emission Level = Reading Level + Correct Factor.
4. The average measurement was not performed when the peak measured data under the limit of average detection.
5. The emission above 13GHz were not included is because their levels are lower than 20dB form limit.

Site :	CB4-H	Engineer :	Lion
Model No :	CV90-JE103	Test Date :	2019/4/12
Test Voltage :	DC 12V	Polarity :	Horizontal
Test Mode :	Mode 1: Transmit Mode		
Note :	LTE+WIFI_2.4G		

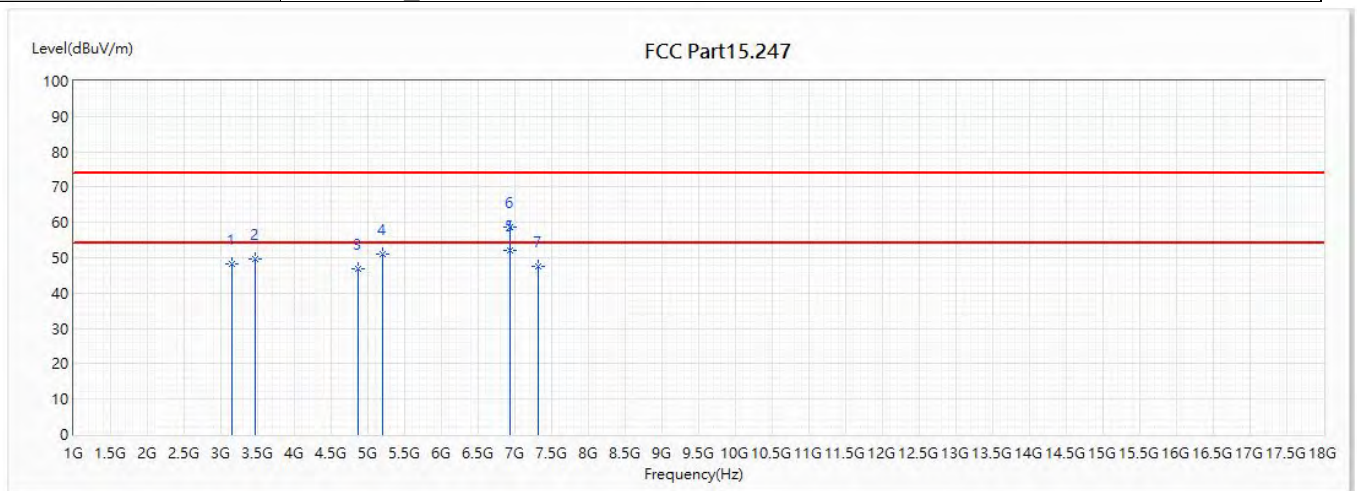


No	Frequency (MHz)	Emission Level (dBuV/m)	Limit (dBuV/m)	Margin (dB)	Reading Level (dBuV)	Correct Factor (dB)	Detector Type
1	3140.3	51.38	74.00	-22.62	47.14	4.24	PK
2	3465	47.94	74.00	-26.06	43.14	4.80	PK
3	4874	46.15	74.00	-27.85	35.88	10.27	PK
4	5197.5	48.43	74.00	-25.57	37.58	10.85	PK
* 5	6930	50.87	54.00	-3.13	35.38	15.49	AV
6	6930	56.65	74.00	-17.35	41.16	15.49	PK
7	7311	47.54	74.00	-26.46	30.96	16.58	PK

## Note:

1. All reading above 1GHz is performed with peak and/or average measurements as necessary.
2. " \* ", means this data is the worst value.
3. Emission Level = Reading Level + Correct Factor.
4. The average measurement was not performed when the peak measured data under the limit of average detection.
5. The emission above 13GHz were not included is because their levels are lower than 20dB form limit.

Site :	CB4-H	Engineer :	Lion
Model No :	CV90-JE103	Test Date :	2019/4/13
Test Voltage :	DC 12V	Polarity :	Vertical
Test Mode :	Mode 1: Transmit Mode		
Note :	LTE+WIFI_2.4G		



No	Frequency (MHz)	Emission Level (dBuV/m)	Limit (dBuV/m)	Margin (dB)	Reading Level (dBuV)	Correct Factor (dB)	Detector Type
1	3142	48.41	74.00	-25.59	44.18	4.23	PK
2	3465	49.76	74.00	-24.24	44.96	4.80	PK
3	4874	46.87	74.00	-27.13	36.60	10.27	PK
4	5197.5	51.06	74.00	-22.94	40.21	10.85	PK
* 5	6930	52.16	54.00	-1.84	36.67	15.49	AV
6	6930	58.60	74.00	-15.40	43.11	15.49	PK
7	7311	47.62	74.00	-26.38	31.04	16.58	PK

Note:

1. All reading above 1GHz is performed with peak and/or average measurements as necessary.
2. " \* ", means this data is the worst value.
3. Emission Level = Reading Level + Correct Factor.
4. The average measurement was not performed when the peak measured data under the limit of average detection.
5. The emission above 13GHz were not included is because their levels are lower than 20dB form limit.