

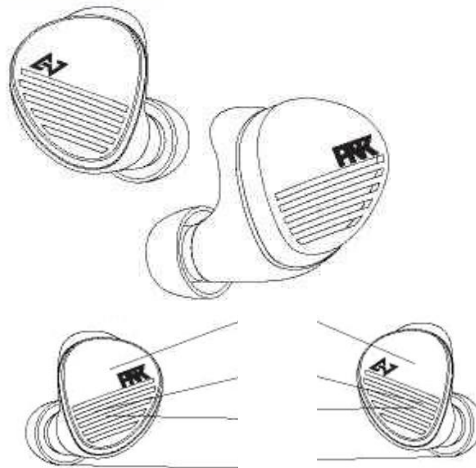
# TE-W1\_Manual

---

True Wireless Earbuds

AVIOT

TE-W1



# TE-W1\_Manual

---

## 1: Accessories

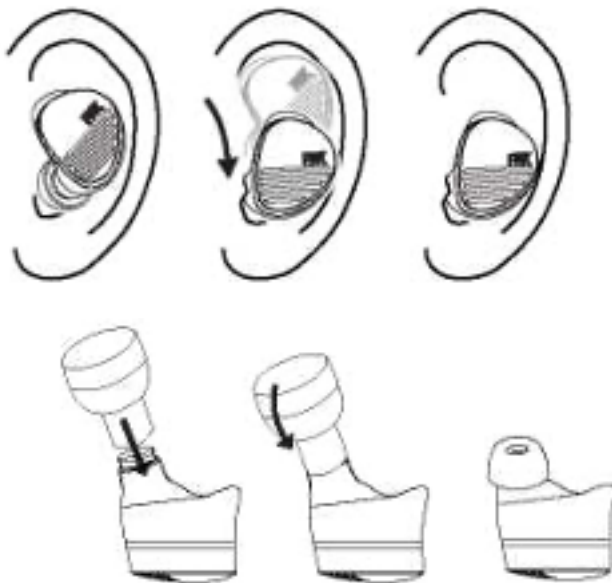
- (1) : USB-C Charging cable
- (2) : Ear cap



## 2: Specifications

- Time of play: 7 hours
- Charge time: 1.5 hours
- Profile: A2DP, HFP, HSP, AVRCP
- Bluetooth Version: 5.2

## 3: Method of wearing



## 4: Power ON/OFF



Power On: Take it out of the charging case

Power Off: Put it in the charging box

# TE-W1\_Manual

## 5: Use in pairs

(1) Turn on Bluetooth on your phone



(2) Take out your headphones

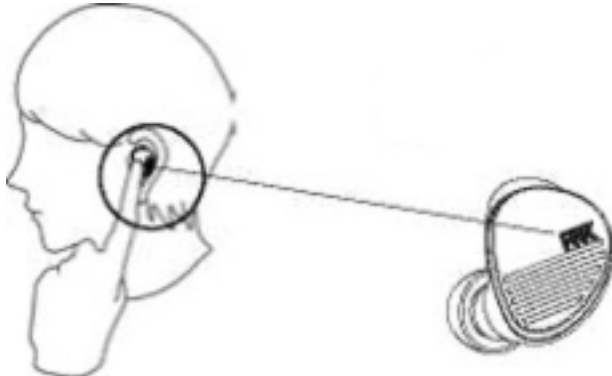




(3) The red light and green light are flashing





(4) Click Connect

## 6: Key Description

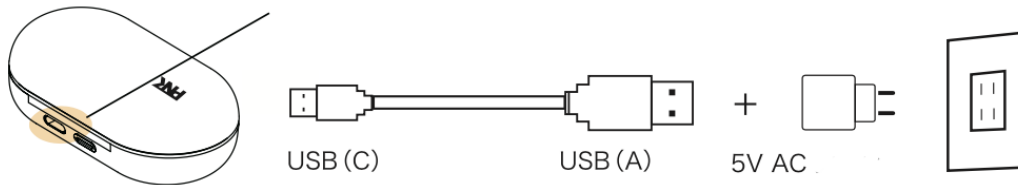


		L	R
	play	Click	Click
	suspended	Click	Click
	Prev song	-	Press it twice
	Next song	-	Press it three times
	Increase the volume	Press it three times	-
	Turn down the volume	Press it twice	-

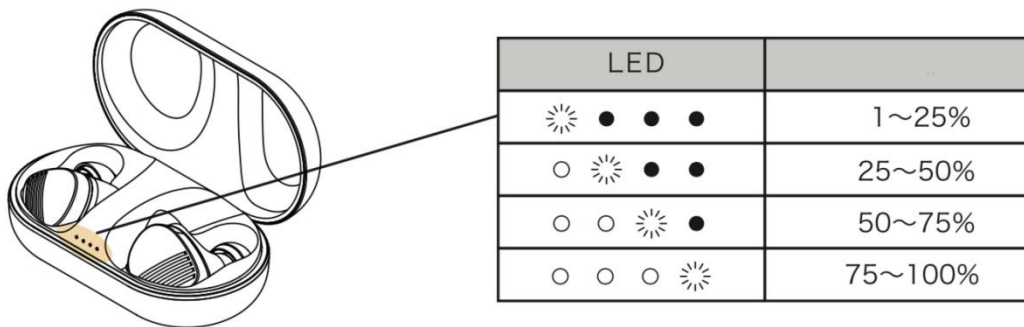
# TE-W1\_Manual

	answer	Press it once	Press it once
	Hang up	Press it once	Press it once
	Voice assistant	Press for 5 seconds	

## 7: Charging



## 8: Electricity



NOTE: This equipment has been tested and found to comply with the limits for a Class B digital device, pursuant to part 15 of the FCC Rules. These limits are designed to provide reasonable protection against harmful interference in a residential installation. This equipment generates uses and can radiate radio frequency energy and, if not installed and used in accordance with the instructions, may cause harmful interference to radio communications. However, there is no guarantee that interference will not occur in a particular installation. If this equipment does cause harmful interference to radio or television reception, which can be determined by turning the equipment off and on, the user is encouraged to try to correct the interference by one or more of the following measures:

- Reorient or relocate the receiving antenna.
- Increase the separation between the equipment and receiver.
- Connect the equipment into an outlet on a circuit different from that to which the receiver is connected.
- Consult the dealer or an experienced radio/TV technician for help.

Changes or modifications not expressly approved by the party responsible for compliance could void the user's authority to operate the equipment.

# TE-W1\_Manual

---

This device complies with Part 15 of the FCC Rules. Operation is subject to the following two conditions:

(1) this device may not cause harmful interference, and (2) this device must accept any interference received, including interference that may cause undesired operation.

Our product True Wireless Earbuds, TE-Z1PNK, AVIOT doesn't have enough space to print the product name, model, trademark, MIC ID and MIC Logo on the product itself, thus we locate them on user manual and product packaging.

Preseed Japan Corporation

FCC ID: 2A9B6TE-W1