DWG. NO. 710031-( ) SHT 1

NOTES:

1. CHECK CONTOUR AND HOLE LOCATION USING CESSNA CHECK FIXTURE TOOL NO. 0F75-07289.
2. MASK RIVETS DURING PRIMING. REMOVE FOR RESISTIVE COATING
   FINISH EXTERIOR SURFACES PER DG SPEC. # 700532. APPLY PAINT (ITEM # 2) TO A RESISTIVITY OF 1 - 100 MEGOHMS/SQUARE (.6 - 1.0 MIL THICK).
3. FOR 710031-1, 710031-5 AND 710031-7, ALL MOUNTING HOLES ARE OMITTED.
4. FREQUENCY: 2-30 MHz
   WEIGHT: 45.0 LBS MAX.
   POWER HANDLING: 250 WATTS MIN.
5. COMPATIBLE WITH BENDIX/KING KHF-950 AND COLLINS HF9000 HIGH FREQUENCY COMMUNICATION SYSTEM.
6. TEST PER ATP # 700489.
7. PLACE IDENTIFICATION LABEL OVER SEALED FOAM HOLE.
8. ADD APPROPRIATE DASH NUMBER TO THE D/G P/N AND CESSNA P/N.

CHG	REV	DESCRIPTION	DATE	APPROVED
1021	-	RELEASED	8-29-95	D. PEREZ
6692	A	ADDED -2, ITEM 1, 660535, MODIFIED LEADING EDGE	9-12-95	D. PEREZ
6770	B	ADDED -3, -4 & -5, ITEM 1, 660540	01/16/96	D. PEREZ
6795	C	DELETED 710031, 710031-1, 710031-2 FROM TABLE	02/08/96	D. PEREZ
6884	D	NOTE 4: 45.0 LBS WAS 40.0 LBS	6-5-96	D. PEREZ
6959	E	DELETED .193 DIA. NOTE, 188 PLCS WAS 174 PLCS	09/05/96	D. PEREZ
7633	F	NOTE 4: WEIGHT WAS 45.0 LBS MAX	02-04-98	D. PEREZ
8525	G	NOTE 4: CHANGE 43.0 LBS TO 45.0 LBS MAX	12-20-99	D. PEREZ
8729	H	ADDED MASK RIVETS, CHANGED SECTION C-C	07/14/00	D. PEREZ
9218	J	CHANGED NOTE 3, ADDED 710031-6 & 710031-7	[illegible]	[illegible]

CESSNA ENGINEERING
MODEL(S) 750
APPROVED BY
[illegible] SMA JKS [illegible]
[illegible] RDE

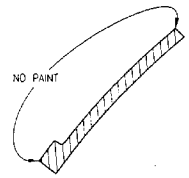

COVER
SCALE: NONE

SECTION A-A
SCALE: NONE
(WITHOUT COVER)

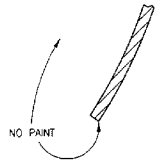

SECTION B-B
SCALE: NONE

SECTION C-C
SCALE: NONE

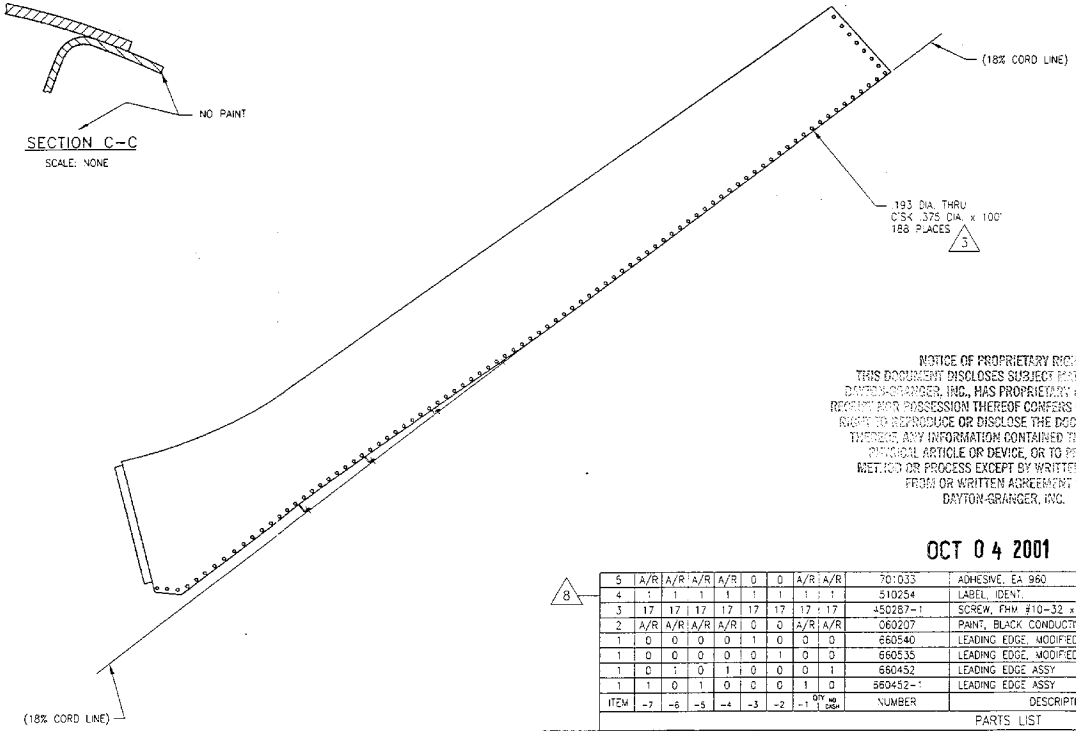

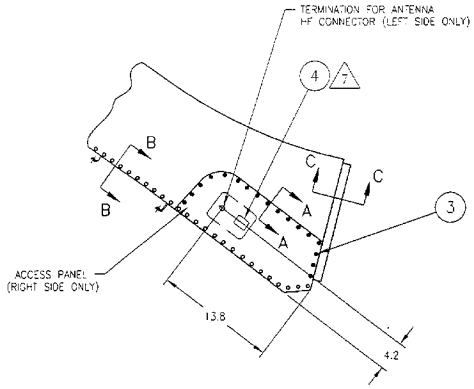

NOTICE OF PROPRIETARY RIGHTS
THIS DOCUMENT DISCLOSES SUBJECT MATTER IN WHICH DAYTON-GRANGER, INC., HAS PROPRIETARY RIGHTS. NEITHER RECEIPT NOR POSSESSION THEREOF CONFERS OR TRANSFERS ANY RIGHT TO REPRODUCE OR DISCLOSE THE DOCUMENT, ANY PART THEREOF, ANY INFORMATION CONTAINED THEREIN, OR ANY PHYSICAL ARTICLE OR DEVICE, OR TO PRACTICE ANY METHOD OR PROCESS EXCEPT BY WRITTEN PERMISSION FROM OR WRITTEN AGREEMENT WITH DAYTON-GRANGER, INC.

OCT 0 4 2001

ITEM	-7	-6	-5	-4	-3	-2	-1	QTY NO DASH	NUMBER	DESCRIPTION
5	A/R	A/R	A/R	A/R	0	0	A/R	A/R	701033	ADHESIVE, EA 960
4	1	1	1	1	1	1	1	1	510254	LABEL, IDENT.
3	17	17	17	17	17	17	17	17	450287-1	SCREW, FHM #10-32 x 21/32 LG.
2	A/R	A/R	A/R	A/R	0	0	A/R	A/R	060207	PAINT, BLACK CONDUCTIVE
1	0	0	0	0	1	0	0	0	660540	LEADING EDGE, MODIFIED, SLOT
1	0	0	0	0	0	1	0	0	660535	LEADING EDGE, MODIFIED, WIRE
1	0	1	0	1	0	0	0	1	660452	LEADING EDGE ASSY
1	1	0	1	0	0	0	1	0	660452-1	LEADING EDGE ASSY

PARTS LIST

CESSNA P/N	D/G P/N	ANTENNA SERIAL #
9914557-1	710031-3	S#3,4,6,7,8,9
9914557-36	710031-4	
9914557-201	710031-5	
9914557-37	710031-6	
9914557-202	710031-7	

NOTICE OF PROPRIETARY RIGHTS
THIS DOCUMENT DISCLOSES SUBJECT MATTER IN WHICH DAYTON-GRANGER, INC. HAS PROPRIETARY RIGHTS. NEITHER RECEIPT NOR POSSESSION THEREOF CONFERS OR TRANSFERS ANY RIGHT TO REPRODUCE OR DISCLOSE THE DOCUMENT, ANY PART THEREOF, ANY INFORMATION CONTAINED THEREIN, OR ANY PHYSICAL ARTICLE OR DEVICE, OR TO PRACTICE ANY METHOD OR PROCESS EXCEPT BY WRITTEN PERMISSION FROM OR WRITTEN AGREEMENT WITH DAYTON-GRANGER, INC.

NEXT ASSY	USED ON

MATERIAL/FINISH

TOLERANCES

DECIMALS .X ± .1, .XX ± .03, .XXX ± .010

MACHINED ANGLES ±1/2°

FORMED ANGLES ±2°

CONTRACT NO.

	APPROVAL	DATE
DRAWN	DCDX	5-27-93
CHECK	BA	5-25-95
ENG	RN	5-9-95
DSGN		
DRWG		

DAYTON-GRANGER, INC.
FT. LAUDERDALE FLORIDA 33315

ANTENNA, HF, CONFORMAL
CITATION X

SIZE	FSCM NO.	DWG NO.	REV.
D	55635	710031-( )	J

SCALE - WEIGHT SHEET 1 OF 1